



ATS

AUTOQUOTES
Enabled

2014

American Tables & Seating, Mfg.



Catalog



Building American-made booths since 1999...
Over 82,000 Booths Shipped!

www.ATSFurniture.com

770.270.1688

f 770.270.5919




What's New in 2014!

We have a new TOP 10 for 2014....

PAGE

QUICKSHIP!



The Return of ATS QUICKSHIP!

- Wide range of best quality chairs, tops, booths
- All bases also QUICKSHIPped with order.

2

Rock Hard Double-Laminate Reversible Tops

- Wilson-art laminate vs. cheaper melamine alternatives.
- Dark Mahogany over Black.
- And they QUICKSHIP

2



Expanded Outdoor Furniture Line

- Matching Chair / Table / Bar sets.
- Popular "tight-mesh" style tops, seats.

13

Expanded Clear Coat Line

- Clear-coat Chairs and Barstools throughout the 77 Series
- Heavier construction, better quality

7



Expanded Wood Back Chair Line

- New styles in black and clear coat
- Available in standard Dark Mahogany and Walnut.
- Optional choices of any color.
- Optional custom cuts also available

8

Swivel Barstools Options for All Metal Chairs

- All metal chairs (except the 72) are available as Swivel Barstool

8



Bulk shipped Metal and Swivel Chairs

- Choose to bulk pack with loose seats and save 10-20%.
- Order the SR-2 un-assembled by the case and save \$\$.

11



New Sizes and Colors for ATS' Solid Wood Booths.

- 4 Sizes, 4 Colors, all 42" High. Sturdy solid wood design
- Available in Cherry, Dark Mahogany Walnut and Black
- Available in 30.48, 60, and 72"

35



1.5" Solid Ash Table Tops

- Thicker and richer look, for just a little more.

17



New Table Levelers!

- Dura-tough Glides for Metal Chairs
- ATS' Hydraulic Table Levelers (they level and fix wobble).

19



Table of Contents



Table of Contents	1
QUICKSHIP Products	2-3
QUICKSHIP Metal Chairs	2
QUICKSHIP Booths	2
QUICKSHIP Double-Laminate Reversible Tops	3
QUICKSHIP Resin Super-gloss Tops	3
Chairs & Barstools	4-12
Beech Wood Chairs & Barstools	4-6
Metal Chairs & Barstools	7-10
Swivel Barstool Collection	11
Metal Chair Additional Notes	11
Aluminum Furniture (Indoor)	12
Outdoor Furniture	13-14
Outdoor Chairs & Barstools	13
Outdoor Table & Umbrella	14
Aluminum and Outdoor Furniture Additional Notes	14
Table Tops	15-17
Laminate - Colored Vinyl T-mold	15
Laminate - Vinyl Bullnose	15
Laminate - Ribbed Aluminum (Satin)	15
Laminate - Self-edge	16
Laminate - Wood Edge - Bullnose	16
Laminate - Wood Edge - Waterfall	16
Solid Table Tops	17
Table Tops Additional Notes	17
Table Bases	18-20
Recommended Table Base Sizes	18
Complete 2-Piece Base Kits	18
Complete 3-Piece Bases Kits	18
Base & Column Pieces	19
Base & Column Pieces- CASE	19
ATS Hydraulic Table Levelers	19
Cantilever Table Bases	20
Table Bases Additional Notes	20
Booths	21-42
Upholstered Booths	21-31
Waiting Benches	29
Alex Booths	32-34
Wood Booths	35-41
Booth Specifications	42
Booth Options	42
Other Items	43
High Chairs	43
Trash Receptacles	43
Appendix	44-49
Space Planning / Booth Dimensions	44-47
Ordering & Shipping Information	48-49

QUICKSHIP!

QUICKSHIP Metal Chairs



Information	Model	Finishes	H	W	D	Lbs	Model	Finishes	H	W	D	Lbs
ATS' QUICKSHIP chairs are available with Black Vinyls Seats, our super heavy-duty glides, and in-stock items ship in 10 days or less! Refer to page 11 for chair options and additional ordering	77	Black	32	17	18	19	85	Black	34	17	16	19
	77-BS	Black	42	17	20	23	85-BS	Black	41	17	16	23
	77C	Clear	32	17.5	18	19	87	Clear	34	17	16	19
	77C-BS	Clear	41	17.5	20	23	87-BS	Clear	41.5	17	17	23
	78	Black	32	17	17	19						
	78-BS	Black	41	17	17	23						

All Quick Ship chairs available in **Black Vinyl Seats Only**.

QUICKSHIP!

QUICKSHIP Booths



Spring Seat

36" Height	Type	Seat Construction	Lbs
QAS-36	Single	Standard - Sinuous Springs	75
QAD-36	Double	Standard - Sinuous Springs	108
QPAS-36	Single	Foam over Plywood	85
QPAD-36	Double	Foam over Plywood	113

Padded Seat - Economical

42" Height	Type	Seat Construction	Lbs
QAS-42	Single	Standard - Sinuous Springs	85
QAD-42	Double	Standard - Sinuous Springs	118
QPAS-42	Single	Foam Padding on Plywood	92
QPAD-42	Double	Foam Padding on Plywood	124

Available Colors

Pink: IND-8631-Raspberry
 Black: Tsunami ARM-126-M
 Red: Portside ARM-114-M
 Deep Red: Sangria-ARM-120-M
 Blue: Baltic ARM-101-M



QUICKSHIP Double Laminate Reversible Tops

QUICKSHIP!

Size	Model	Lbs	Size	Model	Lbs
24 x 24	ADL2424	18	24 Round	ADL24	17
24 x 30	ADL2430	21	30 Round	ADL30	21
30 x 30	ADL3030	26	36 Round	ADL36	35
30 x 45	ADL3045	38	42 Round	ADL42	38
30 x 48	ADL3048	43	48 Round	ADL48	54
30 x 60	ADL3060	53			
30 x 72	ADL3072	64			
36 x 36	ADL3636	38			

Rock Hard Laminates instead of melamine!
2" radius corners. Custom changes are not available.



Black

Dark
Mahogany

QUICKSHIP Resin Super-Gloss Tops

Size	Model	Lbs	Size	Model	Lbs
24 x 24	ATR2424	14	42 x 42	ATR4242	67
24 x 30	ATR2430	38	42x42BC	ATR4242BC	65
24 x 45	ATR2445	37	24 Rnd	ATR24	17
30 x 30	ATR3030	37	30 Rnd	ATR30	28
30 x 45	ATR3045	53	36 Rnd	ATR36	33
30 x 48	ATR3048	59	42 Rnd	ATR42	62
30 x 60	ATR3060	74	48 Rnd	ATR48	76
30 x 72	ATR3072	82	60 Rnd	ATR60	110
36 x 36	ATR3636	51			

Standard Corners are eased edges as shown.
Custom changes are not available.



Two Tone,
Cherry / Mahogany

Resin top back includes
built-in mounting plate for bases.



Mahogany

Cherry

Walnut

QUICKSHIP Additional Notes

Packaging & Shipping (standards)

- In Stock QUICKSHIP items ship 10 business days from acknowledgement date (on credit approved orders).
- Refer to page 11 for metal chair shipping notes.
- Refer to page 42 for booth shipping notes.
- Refer to page 19 for tops shipping options.
- Bulk and case shipping options available.

Table Bases

- Standard table bases can be added to any quickship order of QUICKSHIP tops.

California Technical Bulletin #133 Option

- CAL133 is not available on QUICKSHIP product.

QUICKSHIP Booths

- Length 46" only for additional lengths/colors refer to the plain back booth on page 28.
- Available only in the following Enduralex Armada vinyl selections:
 - Pink:** IND-8631-Raspberry
 - Black:** Tsunami ARM-126-M
 - Red:** Portside ARM-114-M
 - Red:** Sangria-ARM-120--M
 - Blue:** Baltic ARM-101-M

Booth Seat Construction Options:

- QUICKSHIP Standard: Includes ATS high-quality quad-wire interlocked sinuous springs on a hardwood frame.
- QUICKSHIP Plywood: Double-molded foam wrapped seats on a plywood base.





Beech Wood Chairs & Barstools - Slat Back



Information	Model	Type	Finishes	Seats	H	A	H	Lbs
ATS' Slat Back Wood Chairs include a variety of popular styles. All feature high-quality beech wood, with reinforced wood corners. Refer to page 6 for chair options and additional ordering information.	627	Chair	C,DM	Upholstered, Solid	33.5	18	16.5	16/19
	627-BS	Barstool	C,DM	Upholstered, Solid	44.5	18	16.5	19/22
	830	Chair	N,C,DM,W,B	Upholstered, Solid	35	17.5	16.5	14/17
	830-BS	Barstool	N,C,DM,W,B	Upholstered, Solid	44	17.5	16.5	21/24
	900	Chair	N,C,DM,W	Uph., Solid, Veneer	34	16	17	15/18
	900-BS	Barstool	N,C,DM,W	Uph., Solid, Veneer	44	16	17	19/22
	930	Chair	N,C,DM,W,B	Upholstered, Solid	35	18	17	17/20
	930-BS	Barstool	N,C,DM,W,B	Upholstered, Solid	44	18	17	19/22





Beech Wood Chairs & Barstools - Ladder Back



	Natural
	Cherry
	Dark Mahogany
	Walnut

Information	Model	Type	Finishes	Seats	H	A	H	Lbs
ATS' Ladder Back Wood Chairs include a variety of popular styles. All feature high-quality beech wood, with reinforced wood corners. Refer to page 6 for chair options and additional ordering information.	561	Chair	DM,W	Upholstered, Solid	33	17	17	16/20
	561-BS	Barstool	DM,W	Upholstered, Solid	44	17	17	20/23
	563	Chair	DM,W	Upholstered, Solid	33	17	17	16/20
	563-BS	Barstool	DM,W	Upholstered, Solid	44	17	17	20/23
	850	Chair	N,DM,W,B	Upholstered, Veneer	31	15	15	11
	850-BS	Barstool	N,DM,W,B	Upholstered, Veneer	42	15	15	18
	880	Chair	N,C,DM,W,B	Uph., Solid, Veneer	33	17	17	15/18
	880-BS	Barstool	N,C,DM,W,B	Uph., Solid, Veneer	44	17	17	19/22





Beech Wood Chairs & Barstools - Decorative



Information	Model	Type	Finishes	Seats	H	R	W	Lbs
ATS' Decorative Back Wood Chairs include two popular styles. They feature high- quality beech wood, with reinforced wood corners.	523	Chair	N,C,DM,W	Uph., Solid, Veneer	34	17	17	17/20
	523-BS	Barstool	N,C,DM,W	Uph., Solid, Veneer	44	17	17	19/22
	524	Chair	N,W,C	Upholstered, Veneer	33	17.5	16.5	17
	524-BS	Barstool	N,W,C	Upholstered, Veneer	44	17.5	16.5	19

Refer below for chair options and additional ordering info.

Beech Wood Chair - Additional Notes

Packaging & Shipping (standards)

- Carton size is 20x20x48. 2 Chairs per carton (16 per pallet). 1 Barstool per carton (8 per pallet).
- Common carriers (LTL) are pallet loaded. Dedicated trucks are floor loaded (no pallets).
- Add 40 pounds per pallet. Catalog weights include packing materials. Maximum of 6 pallets per LTL is standard.

Seat Specs

- Solid wood seats are .75 to 1 inch thick.
- Veneer seats are .5 inch thick veneer plywood.
- Black vinyl seats include 1.75 inches of foam.
- Upholstered seats include 2 inches of foam

Material (COM) Yardage Requirements

- A minimum of .75 yards is required.
- 2 chair or barstool seats can be upholstered per .75 yards.
- Striped or patterns require additional yardage.

California Technical Bulletin #133 Option

- CAL 133 fire retardant layered inner material is available as an option.

Brass and Chrome Foot Plate Option

- Optional brass or chrome foot plates are available.

Optional Backer Sheet for Seats

- The underside of upholstered seats are unfinished as standard.
- A fabric underside backer sheet option is available.



Metal Chairs & Barstools - Ladder & Slat Back



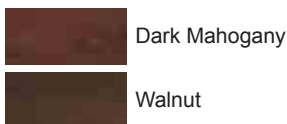
Information	Model	Type	Finishes	Seats	H	A	H	Lbs
ATS' Ladder & Slat Back Metal Chairs feature, strong square metal tubing, welded construction, with thick finishes. Choose from black powder coat or clear coat on raw metal.	77	Chair	Black Powder	BVS, Uph., Solid, Veneer	32	17	18	19/22
	77-BS	Barstool	Black Powder	BVS, Uph., Solid, Veneer	42	17	20	23/26
	77-BSS	Swivel Barstool	Black Powder	BVS, Uph., Solid, Veneer	44	17	17.5	30/33
	77C	Chair	Clear Coat	BVS, Uph., Solid, Veneer	32	17	17.5	19/22
	77C-BS	Barstool	Clear Coat	BVS, Uph., Solid, Veneer	41	17	17.5	23/26
	77C-BSS	Swivel Barstool	Clear Coat	BVS, Uph., Solid, Veneer	44	17	17.5	30/33
	87	Chair	Black Powder	BVS, Uph., Solid, Veneer	34	17	16	19/22
	87-BS	Barstool	Black Powder	BVS, Uph., Solid, Veneer	41.5	17	17	23/26
	87-BSS	Swivel Barstool	Black Powder	BVS, Uph., Solid, Veneer	43.5	17	16	20/23



Refer to page 11 for chair options and additional ordering.



Metal Chairs & Barstools - Wood Back - Black Powder



Information	Model	Type	Finishes	Seats	H	A	H	Lbs
ATS' Wood Back Black Metal Chairs feature, square metal tube, welded construction, with thick textured black powder coat finishes.	77A	Chair	Black Powder	BVS, Uph., Solid, Veneer	32	17	17	19/22
	77A-BS	Barstool	Black Powder	BVS, Uph., Solid, Veneer	41	17	17	23/26
	77A-BSS	Swivel Barstool	Black Powder	BVS, Uph., Solid, Veneer	44	17	17	30/33
	77B	Chair	Black Powder	BVS, Uph., Solid, Veneer	32	17	17	19/22
	77B-BS	Barstool	Black Powder	BVS, Uph., Solid, Veneer	41	17	17	23/26
	77B-BSS	Swivel Barstool	Black Powder	BVS, Uph., Solid, Veneer	44	17	17	30/33
Custom wood backs are available.	77E	Chair	Black Powder	BVS, Uph., Solid, Veneer	32	17	17	19/22
	77E-BS	Barstool	Black Powder	BVS, Uph., Solid, Veneer	41	17	17	23/26
	77E-BSS	Swivel Barstool	Black Powder	BVS, Uph., Solid, Veneer	44	17	17	20/23



Standard finishes for seat backs are Dark Mahogany and Walnut. Other colors options are available at additional costs.

Refer to page 11 for chair options and additional ordering information.



Metal Chairs & Barstools - Wood Back - Clear Coat



Dark Mahogany

Walnut

Information	Model	Type	Finishes	Seats	H	A	H	Lbs
ATS' Wood Back Clear Coat Metal Chairs feature, square metal tube, welded construction, with thick clear coat finishes.	77CA	Chair	Black Powder	BVS, Uph., Solid, Veneer	32	17	17.5	19/22
	77CA-BS	Barstool	Black Powder	BVS, Uph., Solid, Veneer	41	17	17.5	23/26
	77CA-BSS	Swivel Barstool	Black Powder	BVS, Uph., Solid, Veneer	44	17	17.5	30/33
Custom wood backs are available.	77CB	Chair	Black Powder	BVS, Uph., Solid, Veneer	32	17	17.5	19/22
	77CB-BS	Barstool	Black Powder	BVS, Uph., Solid, Veneer	41	17	17.5	23/26
	77CB-BSS	Swivel Barstool	Black Powder	BVS, Uph., Solid, Veneer	44	17	17.5	30/33
	77CE	Chair	Black Powder	BVS, Uph., Solid, Veneer	32	17	17.5	19/22
	77CE-BS	Barstool	Black Powder	BVS, Uph., Solid, Veneer	41	17	17.5	23/26
	77CE-BSS	Swivel Barstool	Black Powder	BVS, Uph., Solid, Veneer	44	17	17.5	20/23



Standard finishes for seat backs are Dark Mahogany and Walnut. Other colors options are available at additional costs.

Refer to page 11 for chair options and additional ordering information.



Metal Chairs & Barstools - Decorative



*72 series backs are available in four finishes, veneer seat shown.

Information	Model	Type	Finishes	Seats	H	F	H	Lbs
ATS' Decorative Metal Chairs feature a variety of styles.	22	Chair	Chrome	Upholstered	30.5	15	15	14
	22-STAR	Chair	Chrome	Upholstered	30.5	15	15	14
	22-VN	Chair	Chrome	Upholstered	30.5	15	15	14
78, 85 and 72 series seating is constructed of square metal, textured black powder coated tubing.	72	Chair	N,C,DM,W	BVS, Uph., Solid, Veneer	33	16	16	19
	72-BS	Barstool	N,C,DM,W	BVS, Uph., Solid, Veneer	43	16.5	17	23
	78	Chair	Black Powder	BVS, Uph., Solid, Veneer	32	17	17	19/22
	78-BS	Barstool	Black Powder	BVS, Uph., Solid, Veneer	41	17	17	23/26
	78-BSS	Swivel Barstool	Black Powder	BVS, Uph., Solid, Veneer	44	17	17	30/33
The 22 series is constructed of 1" chrome plated round metal tubing.	85	Chair	Black Powder	BVS, Uph., Solid, Veneer	34	17	16	19/22
	85-B	Barstool	Black Powder	BVS, Uph., Solid, Veneer	41	17	16	23/26
	85-BSS	Swivel Barstool	Black Powder	BVS, Uph., Solid, Veneer	44	17	16	20/23

Refer to the following page for options and additional ordering information.



Swivel Barstool Collection



Save \$\$ by ordering the
SR-2 by the case.
Un-assembled, 4 to a box.

Case: 20x14x26:
Wght: 55 Lbs.

SR-2-CASE

Information	Model	Type	Finish	Seats	H	H	H	Lbs
ATS' Swivel Barstools with double ring bases are constructed of 1" chrome plated round steel tubing.	SR-2	Swivel Barstool	Chrome	BV, Upholstered	30	14	14	18
	SR-2-CASE	Swivel Barstool	Chrome	Black Vinyl	30	14	14	55
	SR-3	Swivel Barstool	Chrome	BV, Upholstered	42	15	17	22
Black Cross-over Bases are constructed of round tapered tubing with black enamel finish.	SR-4	Swivel Barstool	Chrome	Black Vinyl	42	17	17	26
	SR-5	Swivel Barstool	Chrome	Black Vinyl	42	17	17	27
	SR-4J	Swivel Barstool	Chrome	Black Vinyl	42	19	18	28
All barstools have a flat swivel.	SR-5J	Swivel Barstool	Chrome	Black Vinyl	42	19	18	29
	SR-8	Swivel Barstool	Chrome	Upholstered	31	15	15	18

Refer to the information below for options and additional ordering information.

Metal Chair - Additional Notes

Packaging & Shipping (standards)

- Carton size is 20x20x48. 2 Chairs per carton (16 per pallet). 1 Barstool per carton (8 per pallet).
- Common carriers (LTL) are pallet loaded. Dedicated trucks are floor loaded (no pallets).
- Add 40 pounds per pallet. Catalog weights include packing materials. Maximum of 6 pallets per LTL is standard.

Seat Specs

- Solid wood seats are .75 to 1 inch thick.
- Veneer seats are .5 inch thick veneer plywood.
- Black vinyl seats include 1.75 inches of foam.
- Upholstered seats include 2 inches of foam

Material (COM) Yardage Requirements

- A minimum of .75 yards is required.
- 2 chair or barstool seats can be upholstered per .75 yards.
- Striped or patterns require additional yardage.

California Technical Bulletin #133 Option

- CAL133 fire retardant layered inner material is available as an option.
- Exception: CAL133 is NOT available for BVS or BV.

Optional Backer Sheet for Seats

- The underside of upholstered seats are unfinished as standard.
- A fabric underside backer sheet option is available.

Aluminum Furniture - Indoor



Information	Model	Type	Finishes	Seats / Top	Lbs
ATS' Aluminum Furniture feature extra-durable welded aluminum seating, and modern patterns. Refer to page 16 for options and additional ordering information.	55	Chair	Polished Aluminum	Same	7
	55-BS	Barstool	Polished Aluminum	Same	10
	56	Chair	Polished Aluminum	Simulated Wicker	7
	56-BS	Barstool	Polished Aluminum	Simulated Wicker	10
	57	Chair	Brushed Aluminum	Same	7
	57-BS	Barstool	Brushed Aluminum	Same	11
	AL30	Table - Round	Chrome Pole/Base	Brushed Circle	34
	AL3030	Table - Square	Chrome Pole/Base	Brushed Circle	34
	AL30-H	Table - Rnd. Bar	Chrome Pole/Base	Brushed Circle	30
	AL3048	Table - Rectang	Chrome Pole/Base	Brushed Circle	55

Aluminum furniture is not recommended for outdoor use.





Outdoor Furniture - Mesh Chairs & Barstools



Information	Model	Type	Finishes	Seats / Top	Lbs
ATS' ALL NEW Outdoor Chairs and Barstools feature extra heavy-duty, metal construction with a deep textured black powder coat finish. Refer to page 16 for options and additional ordering information.	91	Chair w/ Arms	Textured Black	Textured Black Mesh	13
	92	Chair	Textured Black	Textured Black Mesh	13
	92-BS	Barstool	Textured Black	Textured Black Mesh	17
	93	Chair w/ Arms	Textured Black	Textured Black Mesh	13
	94	Chair	Textured Black	Textured Black Mesh	12
	94-BS	Barstool	Textured Black	Textured Black Mesh	16
	90	Chair w/ Arms	Textured Black	Textured Black Mesh	12
	90-BS	Barstool w/ Arms	Textured Black	Textured Black Mesh	18



Outdoor Furniture - Mesh Tables



Information	Model	Type	Finishes	Top	Lbs
ATS' ALL NEW Outdoor Tables feature extra heavy-duty, metal construction with a deep textured black powder coat finish. Refer to the information below for options and additional ordering information.	AB3030	30x30" Square	Textured Black	Fine Mesh	33
	AB3048	30x48" Rectangle	Textured Black	Fine Mesh	44
	AB3636	36x36" Square	Textured Black	Fine Mesh	37
	AB30	30" Round	Textured Black	Fine Mesh	29
	AB36	36" Round	Textured Black	Fine Mesh	38
	ABB30	30" Round - Bar Height	Textured Black	Fine Mesh	36
	ALM3030	30x30 Square	Textured Black	Open Mesh	42
	ALM3048	30x48 Rectangle	Textured Black	Open Mesh	44
	ALM3636	36x36 Square	Textured Black	Open Mesh	52
	ALM30	30" Round	Textured Black	Open Mesh	40
	ALM36	36" Round	Textured Black	Open Mesh	50

Aluminum & Outdoor Furniture Notes

Packaging & Shipping (standards)

- Chair & Barstool Carton size is 20x20x48. 2 Chairs per carton (16 per pallet). 1 Barstool per carton (8 per pallet).
 - Table boxes vary by size of table. Individually packed and shipped un-assembled. Average box height is 5 inches.
- Common carriers (LTL) are pallet loaded. Dedicated trucks are floor loaded (no pallets).
 - Add 40 pounds per pallet. Catalog weights include packing materials. Maximum of 6 pallets per LTL is standard.



Laminated Table Tops - Colored Vinyl T-Mold

Size	Model	Lbs	Size	Model	Lbs
24 x 24	ATS2424	18	36 x 36	ATS3636	40
24 x 30	ATS2430	22	36 x 48	ATS3648	55
24 x 42	ATS2442	32	42 x 42	ATS4242	55
24 x 45	ATS2445	37	42x42 BC	ATS4242BC	55
24 x 48	ATS2448	43	24 Rnd	ATS24	15
24 x 60	ATS2460	60	30 Rnd	ATS30	23
30 x 30	ATS3030	27	36 Rnd	ATS36	35
30 x 42	ATS3042	38	42 Rnd	ATS42	45
30 x 45	ATS3045	40	48 Rnd	ATS48	58
30 x 48	ATS3048	45	60 Rnd	ATS60	90
30 x 60	ATS3060	54			
30 x 72	ATS3072	65			

Standard corners have a 2" radius.

All colors in the T-mold series are made of polyethylene.



Colors available: Black, Brown, Red, Cream, Green, Grey and Chrome.





Laminated Table Tops - Vinyl Bullnose

Size	Model	Lbs	Size	Model	Lbs
24 x 24	ATB2424	18	36 x 36	ATB3636	40
24 x 30	ATB2430	22	36 x 48	ATB3648	55
24 x 42	ATB2442	32	42 x 42	ATB4242	55
24 x 45	ATB2445	37	42x42 BC	ATB4242BC	55
24 x 48	ATB2448	43	24 Rnd	ATB24	15
24 x 60	ATB2460	60	30 Rnd	ATB30	23
30 x 30	ATB3030	27	36 Rnd	ATB36	35
30 x 42	ATB3042	38	42 Rnd	ATB42	45
30 x 45	ATB3045	40	48 Rnd	ATB48	58
30 x 48	ATB3048	45	60 Rnd	ATB60	90
30 x 60	ATB3060	54			
30 x 72	ATB3072	65			

Standard corners have a 4" radius.

All colors in the Bullnose series are made of polyethylene.




Colors available:
Black and Berry

Laminated Table Tops - Ribbed Aluminum - Satin

Size	Model	Lbs	Size	Model	Lbs
24 x 24	ATA2424	18	36 x 36	ATA3636	40
24 x 30	ATA2430	22	36 x 48	ATA3648	55
24 x 42	ATA2442	32	42 x 42	ATA4242	55
24 x 45	ATA2445	37	42x42 BC	ATA4242BC	55
24 x 48	ATA2448	43	24 Rnd	ATA24	15
24 x 60	ATA2460	60	30 Rnd	ATA30	23
30 x 30	ATA3030	27	36 Rnd	ATA36	35
30 x 42	ATA3042	38	42 Rnd	ATA42	45
30 x 45	ATA3045	40	48 Rnd	ATA48	58
30 x 48	ATA3048	45	60 Rnd	ATA60	90
30 x 60	ATA3060	54			
30 x 72	ATA3072	65			

Standard corners have a 4" radius.

Refer to page 19 for options and additional information.



Laminated Table Tops - Self Edge



Size	Model	Lbs	Size	Model	Lbs
24 x 24	ATE2424	18	36 x 36	ATE3636	40
24 x 30	ATE2430	22	36 x 48	ATE3648	55
24 x 42	ATE2442	32	42 x 42	ATE4242	55
24 x 45	ATE2445	37	42x42 BC	ATE4242BC	55
24 x 48	ATE2448	43	24 Rnd	ATE24	15
24 x 60	ATE2460	60	30 Rnd	ATE30	23
30 x 30	ATE3030	27	36 Rnd	ATE36	35
30 x 42	ATE3042	38	42 Rnd	ATE42	45
30 x 45	ATE3045	40	48 Rnd	ATE48	58
30 x 48	ATE3048	45	60 Rnd	ATE60	112
30 x 60	ATE3060	54			
30 x 72	ATE3072	65			

Sharp 90 degree corners are standard.
Optional radius corners available.

Laminated Table Tops - Wood Edge - Bullnose



Size	Model	Lbs	Size	Model	Lbs
24 x 24	ATWB2424	18	36 x 36	ATWB3636	40
24 x 30	ATWB2430	22	36 x 48	ATWB3648	55
24 x 42	ATWB2442	32	42 x 42	ATWB4242	55
24 x 45	ATWB2445	37	42x42BC	ATWB4242BC	55
24 x 48	ATWB2448	43			
24 x 60	ATWB2460	60			
30 x 30	ATWB3030	27			
30 x 42	ATWB3042	38			
30 x 45	ATWB3045	40			
30 x 48	ATWB3048	45			
30 x 60	ATWB3060	54			
30 x 72	ATWB3072	65			

Standard Corners are eased edges as shown.

Laminated Table Tops - Wood Edge - Waterfall



Size	Model	Lbs	Size	Model	Lbs
24 x 24	ATW2424	18	36 x 36	ATW3636	40
24 x 30	ATW2430	22	36 x 48	ATW3648	55
24 x 42	ATW2442	32	42 x 42	ATW4242	55
24 x 45	ATW2445	37	42x42 BC	ATW4242BC	55
24 x 48	ATW2448	43	24 Rnd	ATW24	15
24 x 60	ATW2460	60	30 Rnd	ATW30	23
30 x 30	ATW3030	27	36 Rnd	ATW36	35
30 x 42	ATW3042	38	42 Rnd	ATW42	45
30 x 45	ATW3045	40	48 Rnd	ATW48	58
30 x 48	ATW3048	45	60 Rnd	ATW60	112
30 x 60	ATW3060	54			
30 x 72	ATW3072	65			

Standard Corners are eased edges as shown.
Refer to page 19 for options and additional information.



Solid Table Tops - Hand Finished Ash

1.25" Thick Tops

Size	Model	Lbs	Size	Model	Lbs
24 x 24	W2424	18	42 x 42	W4242	58
24 x 30	W2430	27	42x42 BC	W4242BC	58
24 x 48	W2448	36	24 Rnd	W24	18
24 x 60	W2460	44	30 Rnd	W30	28
30 x 30	W3030	28	36 Rnd	W36	41
30 x 45	W3045	53	42 Rnd	W42	58
30 x 48	W3048	59	48 Rnd	W48	76
30 x 60	W3060	60	60 Rnd	W60	82
30 x 72	W3072	76			
36 x 36	W3636	41			
36 x 48	W3648	55			

1.5" Thick Tops

Size	Model	Lbs	Size	Model	Lbs
24 x 24	W2424-50	27	42 x 42	W4242-50	87
24 x 30	W2430-50	41	42x42 BC	W4242BC-50	87
24 x 48	W2448-50	54	36/51	W36/51-60	90
24 x 60	W2460-50	66	24 Rnd	W24-50	27
30 x 30	W3030-50	42	30 Rnd	W30-50	42
30 x 45	W3045-50	80	36 Rnd	W36-50	62
30 x 48	W3048-50	89	42 Rnd	W42-50	87
30 x 60	W3060-50	90	48 Rnd	W48-50	114
30 x 72	W3072-50	114	60 Rnd	W60-50	123
36 x 36	W3636-50	62			
36 x 48	W3648-50	83			

$\frac{1}{4}$ " Radius corners are standard.



Natural



Cherry



Dark Mahogany



Walnut



Table Tops - Additional Notes

Packaging & Shipping (standards)

- All tops will be palletized and shipped via common carrier (LTL).
- Tops do not include screws unless purchased with bases (#10, 3/4" wood screws).
- Add 40 pounds per pallet. Catalog weights include packing materials. Maximum of 6 pallets per LTL is standard.

Minimum Quantities

- Laminate tops have a minimum order quantity of 5 tops per color, unless laminate sheet is COM.

Laminate Top Pricing

- Pricing is based on Wilson art laminates and varies based on laminate grade:
 - Standard:** Wilsonart suffixes of -38, -60
 - Premium 1:** Wilsonart suffixes: -52, -78, -18, -07, -01
 - Premium 2:** Wilsonart suffixes of -35, -45
- Contact ATS for pricing of other brands.

Additional Top Options

- Clipped corners or backer sheets are also available.
- Custom clipped corners are not available on Resin or Double Laminated Reversible tops.



Table Bases - Base Sizes & Kits

Size	Recommended Base(s)	Size	Recommended Base(s)	Size	Recommended Base(s)
24" x 24"	T2222M or TR18M	30" x 48"	T0522M (2) or T2430M	24" Round	T2222M or TR18M
24" x 30"	T2222M or TR18M	30" x 60"	T0522M (2)	30" Round	T2222M or TR22M
24" x 42"	T2430M	30" x 72"	T0522M (2) or T2222M(2)	36" Round	T3030M or TR24M
24" x 48"	T0522M (2) or T2430M	36" x 36"	T3030M or TR24M	42" Round	T3636M or TR30/34M
24" x 60"	T0522M (2)	36" x 48"	T0522M (2) or T2430M	48" Round	T3636M or TR34M
30" x 30"	T2222M or TR22M	36/51	T3636M or TR34M	60" Round	T0522M (3) or T2222M (3)
30" x 42"	T2430M or TR24M	42" x 42"	T3636M or TR30/34M		
30" x 45"	T2430M or TR24M				

Complete 2-Piece Table Base Kits



Model	Base	Size	Column	Lbs
T0522M	2 Prong	5 x 22"	3" Standard	16
T2222M	4 Prong	22 x 22"	3" Standard	19
T2430M	4 Prong	24 x 30"	3" Standard	22
T3030M	4 Prong	30 x 30"	3" Standard	24
T3636M	4 Prong	36 x 36"	4" Standard	32
TR18M	Round	18 x 18"	3" Standard	27
TR22M	Round	22 x 22"	3" Standard	37
TR24M	Round	24 x 24"	4" Standard	40
TR30M	Round	30 x 30"	4" Standard	64
TR34M	Round	34 x 34"	4" Standard	104

Model	Base	Size	Col.	Lbs
T0522M-BAR-3M	2 P	5 x 22"	3" Bar	16
T2222M-BAR-3M	4 P	22 x 22"	3" Bar	19
T2430M-BAR-3M	4 P	24 x 30"	3" Bar	22
T3030M-BAR-3M	4 P	30 x 30"	3" Bar	24
T3636M-BAR-4M	4 P	36 x 36"	4" Bar	35
TR18M-BAR-3M	Rnd	18 x 18"	3" Bar	27
TR22M-BAR-3M	Rnd	22 x 22"	3" Bar	37
TR24M-BAR-4M	Rnd	24 x 24"	4" Bar	43
TR30M-BAR-4M	Rnd	30 x 30"	4" Bar	67
TR34M-BAR-4M	Rnd	34 x 34"	4" Bar	107

Complete 3-Piece Table Base Kits - SAVE \$\$



Model	Base	Size	Column	Lbs
T0522M	2 Prong	5 x 22"	3" Standard	15
T2222M	4 Prong	22 x 22"	3" Standard	18
T2430M	4 Prong	24 x 30"	3" Standard	21
T3030M	4 Prong	30 x 30"	3" Standard	23
T3636M	4 Prong	36 x 36"	4" Standard	32
TR18M	Round	18 x 18"	3" Standard	26
TR22M	Round	22 x 22"	3" Standard	36
TR24M	Round	24 x 24"	4" Standard	40
TR30M	Round	30 x 30"	4" Standard	64
TR34M	Round	34 x 34"	4" Standard	104

Model	Base	Size	Col.	Lbs
T0522M-BAR-3M	2 P	5 x 22"	3" Bar	18
T2222M-BAR-3M	4 P	22 x 22"	3" Bar	21
T2430M-BAR-3M	4 P	24 x 30"	3" Bar	24
T3030M-BAR-3M	4 P	30 x 30"	3" Bar	26
T3636M-BAR-4M	4 P	36 x 36"	4" Bar	35
TR18M-BAR-3M	Rnd	18 x 18"	3" Bar	29
TR22M-BAR-4M	Rnd	22 x 22"	3" Bar	39
TR24M-BAR-4M	Rnd	24 x 24"	4" Bar	43
TR30M-BAR-4M	Rnd	30 x 30"	4" Bar	67
TR34M-BAR-4M	Rnd	34 x 34"	4" Bar	107



Table Base - Pieces & Cases

Base Bottm Only - For 2 or 3 Piece Table Bases


Model	Base	Size	Lbs	Case No.	Qty	Lbs
T0522-BB	2 Prong, 3" Dia.	5 x 22"	7	T0522-BB-CASE	10	70
T2222-BB	4 Prong, 3" Dia.	22 x 22"	10	T2222-BB-CASE	5	50
T2430-BB	4 Prong, 3" Dia.	24 x 30"	13	T2430-BB-CASE	5	65
T3030-BB	4 Prong, 3" Dia.	30 x 30"	15	T3030-BB-CASE	5	75
T3636-BB	4 Prong, 4" Dia.	36 x 36"	21	T3636-BB-CASE	2	42
TR18-BP	Round, 3" Dia.	18 x 18"	18	TR18-BP-CASE	5	90
TR22-BP	Round, 3" Dia.	22 x 22"	28			
TR24-BP	Round, 4" Dia.	24 x 24"	29			
TR30-BP	Round, 4" Dia.	30 x 30"	53			
TR34-BP	Round, 4" Dia.	34 x 34"	93			



TR18-BP
TR22-BP
TR24-BP
TR30-BP
TR34-BP

2 Piece Columns - Column w/ Bolt & Spider Unit

Model	Column	Size	Lbs	Case No.	Qty	Lbs
TC2503M	Standard Height	3" Dia.	9	TC2503M-CASE	8	72
TC2504M	Standard Height	4" Dia.	11	TC2504M-CASE	8	88
BAR-3M	Bar Height	3" Dia.	9	BAR-3-CASE	8	72
BAR-4M	Bar height	4" Dia.	14	BAR-4-CASE	8	112



3 Piece Columns - Column w/ Bolt Set

Model	Column	Size	Lbs	Case No.	Qty	Lbs
TC2503	Standard Height	3" Dia.	5	TC2503-CASE	10	50
TC2504	Standard Height	4" Dia.	6	TC2504-CASE	8	48
TC2504-Chrome		4" Dia.	6			
BAR-3	Bar Height	3" Dia.	8	BAR-3-CASE	10	80
BAR-4	Bar height	4" Dia.	9	BAR-4-CASE	8	72

3 Piece Spider

Model	Type	Size	Lbs	Case No.	Qty	Lbs
T1300	4 Prong Spider	3" Dia.	3	T1300-CASE	15	45
T1500	4 Prong Spider	4" Dia.	5	T1500-CASE	10	50
T1800	6 Prong Spider	4" Dia.	7	T1800-CASE	10	70

Foot Ring - For 2 or 3 Piece Table Bases

Model	Type	Size	Lbs	Case No.	Qty	Lbs
TF-3R	Foot Ring	3" Dia.	5			
TF-4R	Foot Ring	4" Dia.	6			

ATS Hydraulic Table Levelers

Model	Type	Size	Lbs	Case No.	Qty	Lbs
HTL-1(TF-4)	Leveler	Standard	.5			



HTL-1



TF-R
Foot Ring



T1300
T1500



T1800



TC2503



TC2504






TC2504-
CHROME





Table Bases - Cantilever Table Bases



Model	Type	Table Size				Lbs
T-CL21	21" Cantilever Base	24 to 30" Deep	21	18	17	10
T-CL29	29" Cantilever Base	36 to 48" Deep	29	18	17	12
T-CL47	47" Cantilever Base	54 to 60" Deep	47	18	17	16
T-PLSTD	Cantilever Pin Leg	Tables 12" Over	-	-	30	6

T-PLSTD is recommended when using table sizes 12" or greater than the cantilever base size.

Table Base - Additional Notes

Packaging & Shipping (standards)

- All bases are palletized and shipped via common carrier.
- Screws included with bases.
- Add 45 pounds per pallet. Catalog weights include packing materials. Maximum of 6 pallets per LTL is standard.

Table Base Finishes

- Textured Matte Black is standard.

Column Heights

- Standard height columns measure approximately 28.25".
- Bar height columns measure approximately 40.25".
- 42" or larger tops are not recommended for use with bar height columns.

3 Piece Base Kits - Base Components List

T0522M = T0522-BB & TC2503M
T2222M = T2222-BB & TC2503M
T2430M = T2430-BB & TC2503M
T3030M = T3030-BB & TC2503M
T3636M = T3636-BB & TC2504M

TR18M = TR18-BP & TC2503M
TR22M = TR22-BP & TC2504M
TR24M = TR24-BP & TC2504M
TR30M = TR30-BP & TC2504M
TR34M = TR34-BP & TC2504M

T0522-BAR-3M = T0522-BB & BAR-3M
T2222-BAR-3M = T2222-BB & BAR-3M
T2430-BAR-3M = T2430-BB & BAR-3M
T3030-BAR-3M = T3030-BB & BAR-3M
T3636-BAR-4M = T3636-BB & BAR-4M

TR18-BAR-3M = TR18-BP & BAR-3M
TR22-BAR-4M = TR22-BP & BAR-4M
TR24-BAR-4M = TR24-BP & BAR-4M
TR30-BAR-4M = TR30-BP & BAR-4M
TR34-BAR-4M = TR34-BP & BAR-4M





Upholstered Booths - Standard - Plain



AS-36



AD-36



AS-36-34

Information	Type	36" Height	Lbs	42" Height	Lbs	48" Height	Lbs
ATS' Plain Back Booths , have a smooth upholstered foam back. Matching upholstered outside back is standard on single booths and returns on circle booths. Refer to page 42 for booth options and additional ordering information.	Single	AS-36	82	AS-42	90	AS-48	100
	Double	AD-36	112	AD-42	125	AD-48	150
	Deuce Single	AS-36-D	52	AS-42-D	65	AS-48-D	75
	Deuce Double	AD-36-D	68	AD-42-D	85	AD-48-D	95
	1/2 Circle Single	AS-36-12	280	AS-42-12	315	AS-48-12	325
	3/4 Circle Single	AS-36-34	450	AS-42-34	460	AS-48-34	485
	Wall Singles (ft.)	AS-36-W	27	AS-42-W	31	AS-48-W	35





Upholstered Booths - Standard - 3 Channel



AS-483*



AD-483*



AD-363



AS-483-34*



AS-363

*Shown with optional wood endcaps and top caps

Information	Type	36" Height	Lbs	42" Height	Lbs	48" Height	Lbs
ATS' 3-Channel Booths , include 3 deep vertical channels per booth. Channels are an average of 14.7" on a standard booth. Inside back may include alternating colors at no additional charge. Matching upholstered outside back is standard on single booths and returns on circle booths.	Single	AS-363	82	AS-423	90	AS-483	100
	Double	AD-363	112	AD-423	125	AD-483	150
	Deuce Single	AS-363-D	52	AS-423-D	65	AS-483-D	75
	Deuce Double	AD-363-D	68	AD-423-D	85	AD-483-D	95
	1/2 Circle Single	AS-363-12	280	AS-423-12	315	AS-483-12	325
	3/4 Circle Single	AS-363-34	450	AS-423-34	460	AS-483-34	485
	Wall Singles (ft.)	AS-363-W	27	AS-423-W	31	AS-483-W	35

Refer to page 42 for booth options and additional ordering information.





Upholstered Booths - Standard - 6 Channel Back



AD-426



AS-426*



AS-426-34

*Shown with optional crumb strip and head roll

Information	Type	36" Height	Lbs	42" Height	Lbs	48" Height	Lbs
ATS' 6-Channel Booths , include 6 deep vertical channels per booth. Channels are an average of 7.3" on a standard booth. Inside back may include alternating colors at no additional charge. Matching upholstered outside back is standard on single booths and returns on circle booths.	Single	AS-366	82	AS-426	90	AS-486	100
	Double	AD-366	112	AD-426	125	AD-486	150
	Deuce Single	AS-366-D	52	AS-426-D	65	AS-486-D	75
	Deuce Double	AD-366-D	68	AD-426-D	85	AD-486-D	95
	1/2 Circle Single	AS-366-12	280	AS-426-12	315	AS-486-12	325
	3/4 Circle Single	AS-366-34	450	AS-426-34	460	AS-486-34	485
	Wall Singles (ft.)	AS-366-W	27	AS-426-W	31	AS-486-W	35

Refer to page 42 for booth options and additional ordering information.





Upholstered Booths - Standard - 12 Channel Back



AD-4212*



AS-4212

*Shown with optional wood endcaps and top caps

Information	Type	36" Height	Lbs	42" Height	Lbs	48" Height	Lbs
ATS' 12-Channel Booths , include 12 deep vertical channels per booth. Channels are an average of 3.7" on a standard booth. Inside back may include alternating colors at no additional charge. Matching upholstered outside back is standard on single booths and returns on circle booths.	Single	AS-3612	82	AS-4212	90	AS-4812	100
	Double	AD-3612	112	AD-4212	125	AD-4812	150
	Deuce Single	AS-3612-D	52	AS-4212-D	65	AS-4812-D	75
	Deuce Double	AD-3612-D	68	AD-4212-D	85	AD-4812-D	95
	1/2 Circle Single	AS-3612-12	280	AS-4212-12	315	AS-4812-12	325
	3/4 Circle Single	AS-3612-34	450	AS-4212-34	460	AS-4812-34	485
	Wall Singles (ft.)	AS-3612-W	27	AS-4212-W	31	AS-4812-W	35

Refer to page 42 for booth options and additional ordering information.





Upholstered Booths - Standard - Horizontal Channel Back



AD-36HO



AS-36HO



AS-36HO-34

Information	Type	36" Height	Lbs	42" Height	Lbs	48" Height	Lbs
ATS' Horizontal Channel Booths, include 3 deep horizontal channels per booth. Inside back may include alternating colors at no additional charge. Matching upholstered outside back is standard on single booths and returns on circle booths.	Single	AS-36HO	82	AS-42HO	90	AS-48HO	100
	Double	AD-36HO	112	AD-42HO	125	AD-48HO	150
	Deuce Single	AS-36HO-D	52	AS-42HO-D	65	AS-48HO-D	75
	Deuce Double	AD-36HO-D	68	AD-42HO-D	85	AD-48HO-D	95
	1/2 Circle Single	AS-36HO-12	280	AS-42HO-12	315	AS-48HO-12	325
	3/4 Circle Single	AS-36HO-34	450	AS-42HO-34	460	AS-48HO-34	485
	Wall Singles (ft.)	AS-36HO-W	27	AS-42HO-W	31	AS-48HO-W	35

Refer to page 42 for booth options and additional ordering information.





Upholstered Booths - Standard - V-back Back



AD-36VN



AS-36VN



AS-36VN-12

Information	Type	36" Height	Lbs	42" Height	Lbs	48" Height	Lbs
ATS' V-Back Booths , include a stitched "V" in the inside back of each booth. Inside back may include alternating colors at no additional charge. Matching upholstered outside back is standard on single booths and returns on circle booths.	Single	AS-36VN	82	AS-42VN	90	AS-48VN	100
	Double	AD-36VN	112	AD-42VN	125	AD-48VN	150
	Deuce Single	AS-36VN-D	52	AS-42VN-D	65	AS-48VN-D	75
	Deuce Double	AD-36VN-D	68	AD-42VN-D	85	AD-48VN-D	85
	1/2 Circle Single	AS-36VN-12	280	AS-42VN-12	315	AS-48VN-12	325
	3/4 Circle Single	AS-36VN-34	450	AS-42VN-34	460	AS-48VN-34	485
	Wall Singles (ft.)	AS-36VN-W	27	AS-42VN-W	31	AS-48VN-W	35

Refer to page 42 for booth options and additional ordering information.





Upholstered Booths - Standard - Pattern Back



AD-36CN



AS-36CN-W



AS-36CN-W

Information	Type	36" Height	Lbs	42" Height	Lbs	48" Height	Lbs
ATS' Pattern Back Booths , includes the customer's choice of geometric stitched pattern. Corners feature an inside 90 degree back. Inside back may include alternating colors at no additional charge. Matching upholstered outside back is standard on single booths and returns on circle booths.	Single	AS-36CN	82	AS-42CN	90	AS-48CN	100
	Double	AD-36CN	112	AD-42CN	125	AD-48CN	150
	Deuce Single	AS-36CN-D	52	AS-42CN-D	65	AS-48CN-D	75
	Deuce Double	AD-36CN-D	68	AD-42CN-D	85	AD-48CN-D	95
	1/2 Circle Single	AS-36CN-12	280	AS-42CN-12	315	AS-48CN-12	325
	3/4 Circle Single	AS-36CN-34	450	AS-42CN-34	460	AS-48CN-34	485
	Wall Singles (ft.)	AS-36CN-W	27	AS-42CN-W	31	AS-48CN-W	35

Refer to page 42 for booth options and additional ordering information.





Upholstered Booths - Standard - Button Tufted Back



AS-T



AD-36T

AS-54T-W



Information	Type	36" Height	Lbs	42" Height	Lbs	48" Height	Lbs
ATS' Button Tufted Booths , include a repeating diamond pattern with buttons every 5 inches. Buttons may include alternating colors at no additional charge. Matching upholstered outside back is standard on single booths and returns on circle booths.	Single	AS-36T	85	AS-42T	95	AS-48T	105
	Double	AD-36T	115	AD-42T	130	AD-48T	155
	Deuce Single	AS-36T-D	54	AS-42T-D	68	AS-48T-D	80
	Deuce Double	AD-36T-D	70	AD-42T-D	88	AD-48T-D	100
	1/2 Circle Single	AS-36T-12	285	AS-42T-12	320	AS-48T-12	332
	3/4 Circle Single	AS-36T-34	455	AS-42T-34	465	AS-48T-34	492
	Wall Singles (ft.)	AS-36T-W	28	AS-42T-W	32	AS-48T-W	36

Refer to page 42 for booth options and additional ordering information.





Upholstered Booths - Standard - Fan Back




AS-42-F



AD-42-F

Information	Type	42" Height	Lbs	48" Height	Lbs
ATS' Fan Back Booths , have an arched back. Booth height is measured from floor to top of arc. Top caps are available in upholstered only. Matching upholstered outside back is standard on single booths and returns on circle booths. Refer to page 42 for booth options and additional ordering information.	Single	AS-42-F	90	AS-48-F	100
	Double	AD-42-F	125	AD-48-F	125
	Deuce Single	AS-42F-D	65	AS-48F-D	75
	Deuce Double	AD-42F-D	85	AD-48F-D	95
	Wall Singles (ft.)	AS-42F-W	31	AS-48F-W	35

Waiting Benches / Lobby Benches



A-WB
(Multi-color)




A-WB



A-WBB



A-SB



A-CB

Information	Type	Model	Lbs
ATS' Waiting / Lobby Benches are sold by the foot and available in a variety of styles.	Standard Upholstered Bench	A-WB	20
	Biltmore Upholstered Bench	A-WBB	20
	Savannah Wood & Upholstered	A-SB	20
	Charleston Wood	A-CB	20



	Natural
	Cherry
	Dark Mahogany
	Walnut

Upholstered Booths - Biltmore



AD-42-B



AS42-B*



AS42-B-W*



AS42-B012

*Shown with optional wood legs

Information	Type	36" Height	Lbs	42" Height	Lbs	48" Height	Lbs
ATS' Biltmore Booths , include a tall seat without the extra base and additionally feature a pull-over back. Although sinuous spring seats are standard , this style is also available with Dymetrol web seating. Matching upholstered outside back is standard on single booths and returns on circle booths.	Single	AS36-B	85	AS42-B	95	AS48-B	105
	Double	AD36-B	120	AD42-B	130	AD48-B	156
	Deuce Single	AS36-B-D	55	AS42-B-D	68	AS48-B-D	80
	Deuce Double	AD36-B-D	75	AD42-B-D	90	AD48-B-D	95
	1/2 Circle Single	AS36-B-12	295	AS42-B-12	330	AS48-B-12	340
	3/4 Circle Single	AS36-B-34	485	AS42-B-34	520	AS48-B-34	550
	Wall Singles (ft.)	AS36-B-W	28	AS42-B-W	32	AS48-B-W	32

Refer to page 42 for booth options and additional ordering information.





Upholstered Booths - Biltmore - Button Tufted



AS-42TB



AD-42TB

Information	Type	36" Height	Lbs	42" Height	Lbs	48" Height	Lbs
ATS' Biltmore, Button-Tufted Booths, include a tall seat without the extra base and additionally feature a button-tufted back (no pullover).	Single	AS-36TB	88	AS-42TB	100	AS-48TB	110
	Double	AD-36TB	122	AD-42TB	135	AD-48TB	163
	Deuce Single	AS-36TB-D	57	AS-42TB-D	71	AS-48TB-D	85
	Deuce Double	AD-36TB-D	77	AD-42TB-D	93	AD-48TB-D	100
Although sinuous spring seats are standard , this style is also available with Dymetrol web seating. Matching	1/2 Circle Single	AS-36TB-12	300	AS-42TB-12	335	AS-48TB-12	347
	3/4 Circle Single	AS-36TB-34	490	AS-42TB-34	525	AS-48TB-34	558
	Wall Singles (ft.)	AS-36TB-W	29	AS-42TB-W	33	AS-48TB-W	37

Refer to page 42 for booth options and AD-ditional ordering information.





Alex Booths - Upholstered



AS-36-66U



AD-36-66U



AD-36-66U



Shown with optional wood legs

Information	Type	36" Height	Lbs	42" Height	Lbs	48" Height	Lbs
ATS' Alex Upholstered Booths are a fully upholstered booth with modern angles. This style includes "floating" 6 channel backs, horizontal welt seating and comes standard with crumb strips. Matching upholstered outside back is standard on single booths and returns on circle booths.	Single	AS36-66U	130	AS42-66U	140	AS48-66U	148
	Double	AD36-66U	190	AD42-66U	203	AD48-66U	228
	Deuce Single	AS36-66U-D	65	AS42-66U-D	78	AS48-66U-D	88
	Deuce Double	AD36-66U-D	95	AD42-66U-D	108	AD48-66U-D	118
	1/2 Circle Single	AS36-66U-12	390	AS42-66U-12	425	AS48-66U-12	435
	3/4 Circle Single	AS36-66U-34	570	AS42-66U-34	580	AS48-66U-34	605
	Wall Singles (ft.)	AS36-66U-W	35	AS42-66U-W	37	AS48-66U-W	42
	Refer to page 42 for booth options and additional ordering information.						





Alex Booths - Laminated



AS42-66L



AD42-66L

Information	Type	36" Height	Lbs	42" Height	Lbs	48" Height	Lbs
ATS' Alex Laminated Booths are a combination upholstered and laminated booth with modern angles. This style includes "floating" 6 channel backs, horizontal welt seating and come standard with crumb strips.	Single	AS36-66L	130	AS42-66L	140	AS48-66L	148
	Double	AD36-66L	190	AD42-66L	203	AD48-66L	228
	Deuce Single	AS36-66L-D	65	AS42-66L-D	78	AS48-66L-D	88
	Deuce Double	AD36-66L-D	95	AD42-66L-D	108	AD48-66L-D	118
	1/2 Circle Single	AS36-66L-12	390	AS42-66L-12	425	AS48-66L-12	435
	3/4 Circle Single	AS36-66L-34	570	AS42-66L-34	580	AS48-66L-34	605
	Wall Singles (ft.)	AS36-66L-W	35	AS42-66L-W	37	AS48-66L-W	42

Matching upholstered outside back is standard on single booths and returns on circle booths.

Refer to page 42 for booth options and additional ordering information.

Top cap, end caps, seat base, vertical portion of inside back, and crumb strip are laminated as standard. Laminated crumb strip is standard.





Alex Booths - Wood



AS42-66W




AD42-66W



AS42-66W



AD42-66W



Information	Type	36" Height	Lbs	42" Height	Lbs	48" Height	Lbs
ATS' Alex Wood Booths are a combination upholstered and wood booth with modern angles. This style includes "floating" 6 channel backs, horizontal welt seating and comes standard with crumb strips. Matching upholstered outside back is standard on single booths and returns on circle booths.	Single	AS36-66W	130	AS42-66W	140	AS48-66W	148
	Double	AD36-66W	190	AD42-66W	203	AD48-66W	228
	Deuce Single	AS36-66W-D	65	AS42-66W-D	78	AS48-66W-D	88
	Deuce Double	AD36-66W-D	95	AD42-66W-D	108	AD48-66W-D	118
	1/2 Circle Single	AS36-66W-12	390	AS42-66W-12	425	AS48-66W-12	435
	3/4 Circle Single	AS36-66W-34	570	AS42-66W-34	580	AS48-66W-34	605
	Wall Singles (ft.)	AS36-66W-W	35	AS42-66W-W	37	AS48-66W-W	42
	Refer to page 42 for booth options and additional ordering information.						

Top cap, end caps, seat base, vertical portion of inside back, and crumb strip are wood as standard. Wood crumb strip is standard.





Wood Booths - Imported - Solid Wood



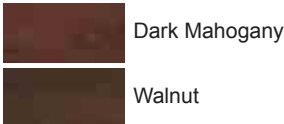
AWS-48



AWD-48



AWD-48



Information		Type	42" Height	Lbs
ATS' Solid Wood Imported Booths , are a standard 48"L booth. It's open design allows for easy cleaning and low maintenance. They are constructed of solid Asian hardwood and double reinforced to provide a solid design for years. All wood (without padding) is standard. Seat pads and seat back pads are optional.		48" Single	AWS-48	60
		48" Double	AWD-48	99

Refer to page 42 for booth options, seat pads and additional ordering information.

Custom finishes are NOT available on this product.





Wood Booths - Charleston Platform Seat



*Shown with optional padded seat

Information	Type	42" Height	Lbs	48" Height	Lbs	54" Height	Lbs
ATS' Charleston, Wood Booths are a veneer plywood constructed booth with an open bottom for easy maintenance and cleaning. A padded seat and back are optional.	Single	AS42-CW	94	AS48-CW	97	AS54-CW	116
	Double	AD42-CW	130	AD48-CW	139	AD54-CW	177
Custom engraving is also available.	Deuce Single	AS42-CW-D	66	AS48-CW-D	69	AS54-CW-D	82
	Deuce Double	AD42-CW-D	92	AD48-CW-D	97	AD54-CW-D	124
	1/2 Circle Single	AS42-CW-12	464	AS48-CW-12	481	AS54-CW-12	531
	3/4 Circle Single	AS42-CW-34	712	AS48-CW-34	738	AS54-CW-34	814
	Wall Singles (ft.)	AS42-CW-W	31	AS48-CW-W	32	AS54-CW-W	35


Finished wood outside back on booths, and circle returns is standard.

Refer to page 42 for booth options and additional ordering information.





Wood Booth - Standard Seat - Plain Back



Shown with
optional stainless
steel legs.
-see page 42



Information	Type	36" Height	Lbs	42" Height	Lbs	48" Height	Lbs
ATS' Standard Seat, Wood Booths are a wood booth with a standard sinuous spring seat and padded back. Upholstered crumb strip is standard. Finished wood outside back is standard on single booths and returns on circle booths.	Single	AS36-W-SS	123	AS42-W-SS	127	AS48-W-SS	149
	Double	AD36-W-SS	170	AD42-W-SS	179	AD48-W-SS	228
	Deuce Single	AS36-W-SS-D	78	AS42-W-SS-D	84	AS48-W-SS-D	112
	Deuce Double	AD36-W-SS-D	103	AD42-W-SS-D	109	AD48-W-SS-D	129
	1/2 Circle Single	AS36-W-SS-12	420	AS42-W-SS-12	435	AS48-W-SS-12	480
	3/4 Circle Single	AS36-W-SS-34	644	AS42-W-SS-34	667	AS48-W-SS-34	736
	Wall Singles (ft.)	AS36-W-SS-W	40	AS42-W-SS-W	42	AS48-W-SS-W	45

Refer to page 42 for booth options and additional ordering information.






Wood Booths - Standard Seat - Bead Board Back



AS42-WBB-SS



AD42-WBB-SS



Information	Type	36" Height	Lbs	42" Height	Lbs	48" Height	Lbs
ATS' Standard Seat, Bead Board Back Booths are a wood booth which features a bead board inside back, with a standard sinuous spring seat.	Single	AS36-WBB-SS	123	AS42-WBB-SS	127	AS48-WBB-SS	149
	Double	AD36-WBB-SS	170	AD42-WBB-SS	179	AD48-WBB-SS	228
	Deuce Single	AS36-WBB-SS-D	78	AS42-WBB-SS-D	84	AS48-WBB-SS-D	112
	Deuce Double	AD36-WBB-SS-D	103	AD42-WBB-SS-D	109	AD48-WBB-SS-D	129
	1/2 Circle Single	AS36-WBB-SS-12	420	AS42-WBB-SS-12	435	AS48-WBB-SS-12	480
	3/4 Circle Single	AS36-WBB-SS-34	644	AS42-WBB-SS-34	667	AS48-WBB-SS-34	736
	Wall Singles (ft.)	AS36-WBB-SS-W	40	AS42-WBB-SS-W	42	AS48-WBB-SS-W	45

Finished wood outside back is standard on single booths and returns on circle booths.

Upholstered crumb strip is standard.
Refer to page 42 for booth options and additional ordering information.




Woo Booths - Platform Seat - Plain Back



AS42-W-PS



AD42-W-PS




Information	Type	36" Height	Lbs	42" Height	Lbs	48" Height	Lbs
ATS' Platform Seat, Padded Back booths are wood booths featuring padded platform seats and padded backs. Matching upholstered outside back is standard on single booths and returns on circle booths.	Single	AS36-W-PS	123	AS42-W-PS	127	AS48-W-PS	149
	Double	AD36-W-PS	170	AD42-W-PS	179	AD48-W-PS	160
	Deuce Single	AS36-W-PS-D	78	AS42-W-PS-D	84	AS48-W-PS-D	112
	Deuce Double	AD36-W-PS-D	103	AD42-W-PS-D	109	AD48-W-PS-D	129
	1/2 Circle Single	AS36-W-PS-12	420	AS42-W-PS-12	435	AS48-W-PS-12	480
	3/4 Circle Single	AS36-W-PS-34	644	AS42-W-PS-34	667	AS48-W-PS-34	736
	Wall Singles (ft.)	AS36-W-PS-W	40	AS42-W-PS-W	42	AS48-W-PS-W	45

Finished wood outside back is standard on single booths and returns on circle booths.

Refer to page 42 for booth options and additional ordering information.



Wood Booths - Platform Seat - Bead board Back




Information	Type	36" Height	Lbs	42" Height	Lbs	48" Height	Lbs
ATS' Platform Seat, Bead Board Back Booths are wood booths which feature a bead board inside back, with a padded platform seat.	Single	AS36-WBB-PS	123	AS42-WBB-PS	127	AS48-WBB-PS	149
	Double	AD36-WBB-PS	170	AD42-WBB-PS	179	AD48-WBB-PS	228
	Deuce Single	AS36-WBB-PSD	78	AS42-WBB-PSD	84	AS48-WBB-PSD	112
	Deuce Double	AD36-WBB-PSD	103	AD42-WBB-PSD	109	AD48-WBB-PSD	129
	1/2 Circle Single	AS36-WBBPS12	420	AS42-WBBPS12	435	AS48-WBB-PS12	480
	3/4 Circle Single	AS36-WBBPS34	644	AS42-WBB-PS34	667	AS48-WBB-PS34	736
	Wall Singles (ft.)	AS36-WBB-PSW	40	AS42-WBB-PSW	42	AS48-WBB-PSW	45

Finished wood outside back is standard on single booths and re- turns on circle booths.

Refer to page 42 for booth options and additional ordering information.



Wood Booths - Contemporary - Platform Seat



AS-42-WC-D
Standard Wood Legs



AS-42-WC-D
Standard Metal Legs



Shown with Metal Legs Option

Information	Type	42" Height	Lbs	48" Height	Lbs	54" Height	Lbs
ATS' Contemporary Booth is a 46" long standard booth. It features an all wood design on legs with a padded seat and padded back. Finished wood outside back on single booths is standard.	Single	AS42-WC	85	AS48-WC	100	AS54-WC	115
	Double	AD42-WC	118	AD48-WC	150	AD54-WC	173
	Deuce Single	AS42-WC-D	56	AS48-WC-D	75	AS54-WC-D	85
	Deuce Double	AD42-WC-D	72	AD48-WC-D	85	AD54-WC-D	98
	Wall Singles (ft.)	AS42-WC-W	28	AS48-WC-W	30	AS54-WC-W	37

Wood Legs, 3x3x10", Seat Pad. 6x19.75x46".
Choose from standard wood legs, optional metal legs.
Standard length is 46" long.

Refer to page 42 for booth options and additional ordering information.

Booth Specifications

Packaging & Shipping (Standard Sizes):

- **Upholstered Booth:** 4 single or 2 single plus 1 double per pallet.
- **Wood Booth:** 2 single or 1 double per pallet.
- **1/2 Circle:** 2 pallets each.
- **3/4 Circle:** 3 pallets each.
- Add 40 pounds per pallet when pricing freight.

Common Carrier Shipping Dimension Limits:

- Maximum standard is 46" x 46" (h x w).
- Maximum common carrier (LTL) shippable length is 72".
- Maximum of 6 pallets per shipment (per location/day).

Standard ATS Booth Lengths:

- Single or double booth length is 46".
- Deuce booth length is 30".
- 1/2 circle measures 46" x 88" x 46".
- 3/4 circle measures 46" x 88" x 88" x 46".
- Wall Benches are sold by the foot length, rounded up.
- All booths (except the Solid Wood Imports) can be created in any lengths with maximum of 8 foot sections.

Standard ATS Booth Construction:

- Heavy duty poplar hardwood frame, reinforced with fastened and glued corner blocks.
- Double layered vertical reinforced construction.
- Sinuous spring seat with steel reinforcements and heavy duty connecting links.
- Welt corded seams, removable seats (except in circle booths or corner units).
- Upholstered booths ship with both end caps standard.
- Black vinyl kick plate.

Standard ATS Booth Dimensions:

- **Dimensions will vary** up to 1" due to differences in foam and coverings.
- **The standard top cap** is 2" wide on all ATS booths.
- **Seat Depth** is 19".
- **Kick Plate Height** (including glide) is 5".
- **Single depth** from back to front most point is 23".
- **Double depth** from backmost to front most point is 43".

Finished Outside Backs:

- All 1/2 and 3/4 circle booths have outside upholstered finished backs on the returns only.
- Upholstered Single and Single Deuces have upholstered outside finished backs (unless noted otherwise).
- Wall bench outside backs are not finished.

Material:

- **COM** (Customer's Own Material) is priced as GR4.
- **Upholstery** is priced in "Grade" groups. Standards are from Grade 4 to Grade 8 depending on raw material fabric yard cost. Contact ATS to determine the grade of chosen upholstery. Multiple colors available at no extra charge.
- **Laminate** for booth exteriors is listed at standard Wilsonart rates (number -38,-60). Contact ATS for quoting on all other laminates for booths.

Exterior Wood Components:

- Exterior wood components are Oak or Maple standard.
- Interior wood components are poplar and industrial furniture grade engineered wood.
- Natural, Cherry, Dark Mahogany and Walnut finishes are available on wood booths and appropriate options.
- Custom stains and matches are available.

Booth Options

Head Roll:

- Standard Head Roll is horizontal, 6" tall.

Crumb Strips:

- Crumb Strips are 1 1/2" inch deep. Included standard on Alex style booths only.

Wood or Laminate Top and End Caps:

- Upholstered end caps (2 per booth) are standard. Optional wood or laminate top and end caps are available.

Bar Height Options:

- All booths and wait benches can be extended to a 30" seat height (addition of 11" in base).
- Foot rest/rail not included.
- wood foot rest options are available.



California Tech Bulletin #133

- Standard ATS construction meets CAL117 standards. CAL133 fire code specification is optional.

Pull Over Style Seat Back:

- Pull over style seat back does not have a top cap.



Legs

- Legs are available in one stainless steel and one wood variety to replace the bottom kick plate section.
- 4 Legs required per standard single booth and 6 legs per standard double booth.



Optional
Wood Legs



Optional
S/S Legs

Corners:

- 90 Degree corners are standard. Additional charges corners varied corners.

Radius Seat & Outside Back Options

- Radius Back & Seat options are available on 1/2 & 3/4 Circle & Wall Bench Corner Booths. Wood Booths cannot have radius corners.

Single Booth Attached to 1/2 & 3/4 Circle.

- If a single is to be attached to the return of a 1/2 or 3/4 circle booth, it must be specified on your purchase order.

Trash Receptacles (with liner)



TR1-B (Black)



TR1-W (Walnut)



TR2 (Wilsonart)



TR3 (Wilsonart)



Information	Type	Model	Lbs
ATS' Trash Receptacles are built of a strong reinforced particle board core to withstand years of use. It includes a 32 gallon liner. Standard text color is white with custom colors available at an extra cost. Customer can specify the finish for wood rails on TR2 and TR3. Pricing is based on standard Wilsonart laminates.	Single - Melamine Exterior w/ Liner	TR-1	105
	Single - Laminated Exterior w/ Liner	TR-2	120
	Double - Laminated Exterior w/ Liner	TR-3	181

High Chairs - Solid Wood

Type	Model	Lbs
Natural Finish - Solid Wood	HC-N	14
Dark Mahogany Finish - Solid Wood	HC-DM	14
Walnut Finish - Solid Wood	HC-W	14



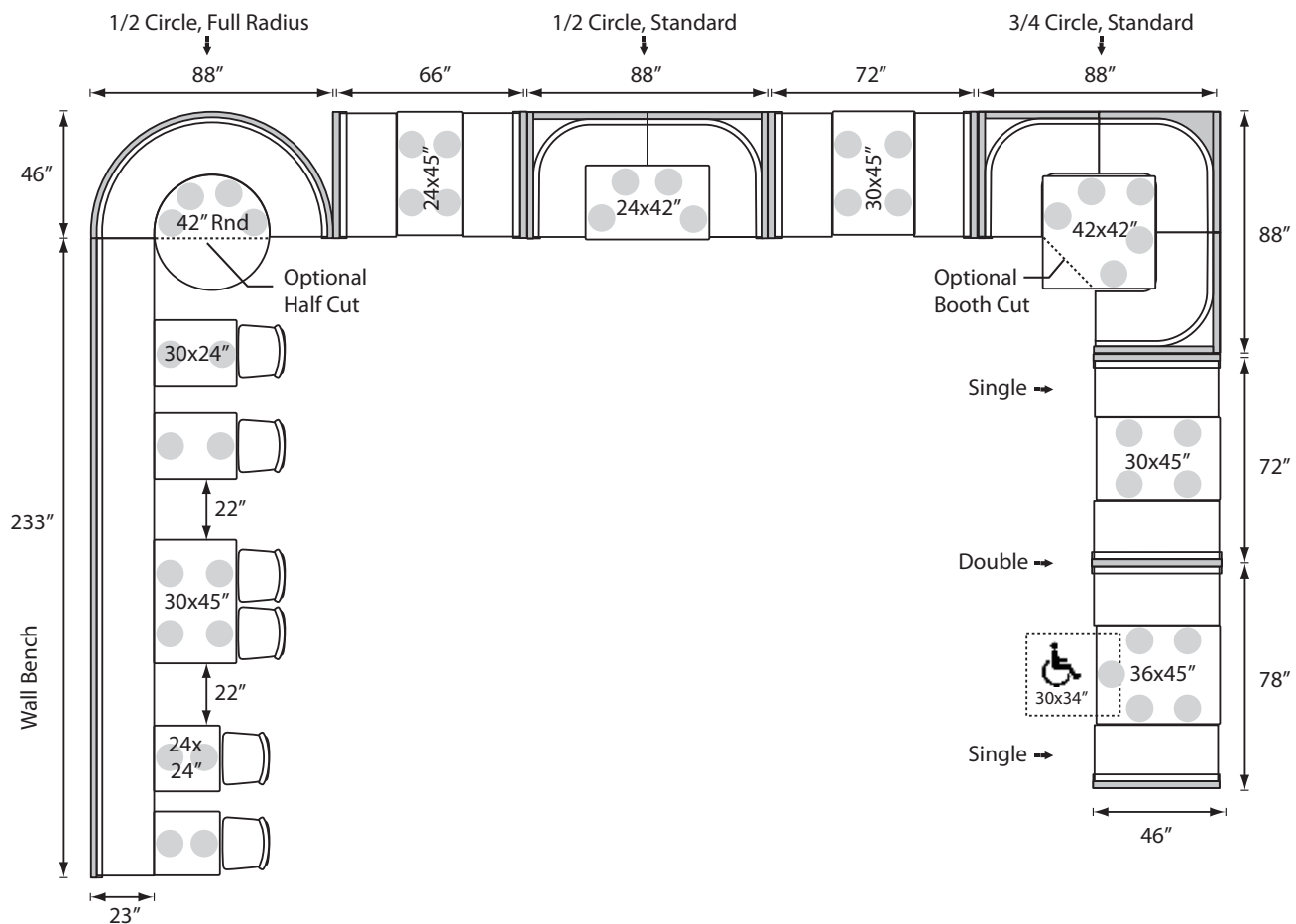
Space Planning - Booths

Why Booths?:

- In addition to more privacy and comfort, booths tend to add warmth (and revenue) to the front of the house.
- Booths are available in single, double, 1/2 circle, 3/4 circle and wall benches. Using a wall bench with small tables allows easy conversion from couple settings, to large parties.
- Booths can be cost more cost initially, but they are often a better investment in the long run. The square inches of floor space used for a 4 person booth is just over 3,000, while the square inches for a 4 person table can exceed 5,000. That equates to 30% more revenue per seating in a packed house.

Booth Space Layout:

- A standard layout allows the table edge to align vertically with the outer edge of the booth seat. This provides a comfortable 16-18" seating depth.
- If using 30" wide tables, then booths require 72" from center to center of top caps.
- If using 24" wide tables, the space between booths can be reduced to 66" between the center of top caps.
- Note: Cantilever bases are recommended when using 24" tables with booths. Standard table bases limit the clearance between the booth and column to 10.5 inches when using a 24" table in a booth seating.
- Shading representing 10" plates is shown on the diagrams below.



Space Planning - Tables & Chairs

Aisle Widths:

- Wait staff aisles can be 24" to 30", with service/main aisles 36".
- Allow square inches per seat for:
 Banquet (close seating): 96-120 sq/in per person
 Casual Dining: 120-144 sq/in per person
 White Tablecloth (spacious seating): 144-168 sq/in per person
- Shading representing 10" plates is shown on the diagrams below.

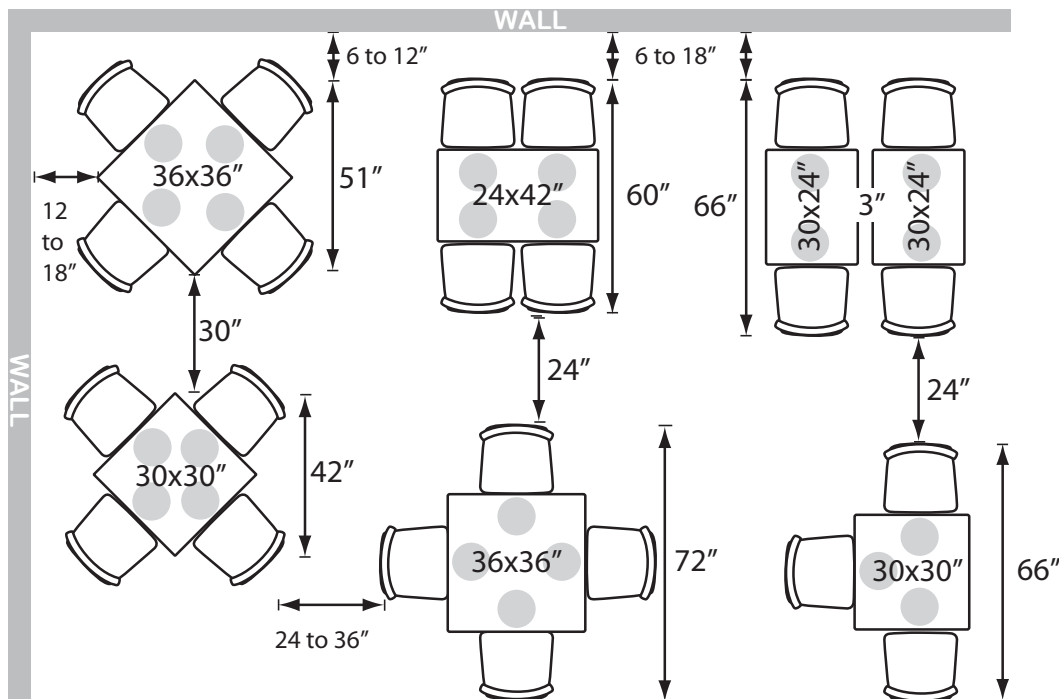
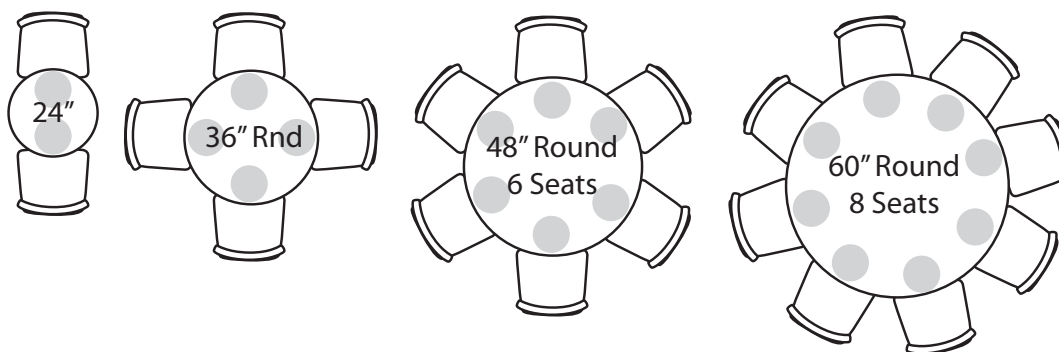


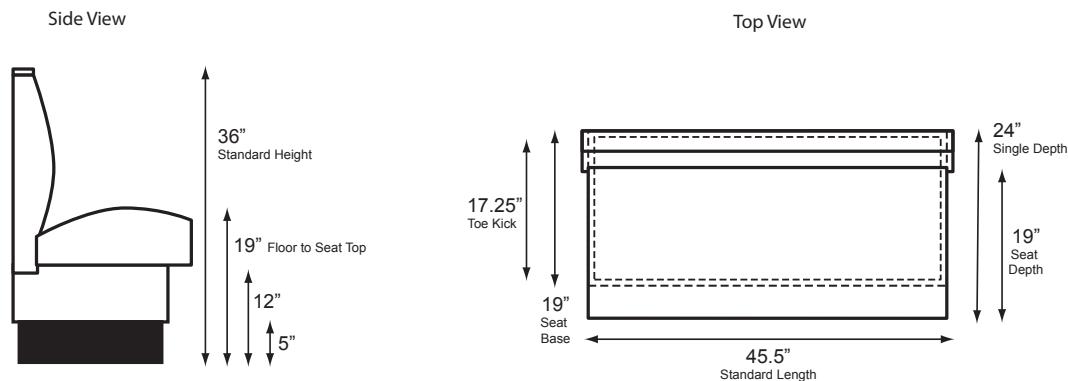
Table Sizes / Space Notes:

- The architectural standard for dining suggests that 300 square inches table space be allowed per diner.
- 24" table width is a minimum, suitable for a diner. 30" is the standard width. Family dining with platters in the center should consider 36" widths.
- Note, in a booth, that a 24" table's column only allows 10.5" for the patron's feet as the slide over. Cantilever Bases are recommended for booths with 24" table widths.
- Shading representing 10" plates are shown on the diagrams below.

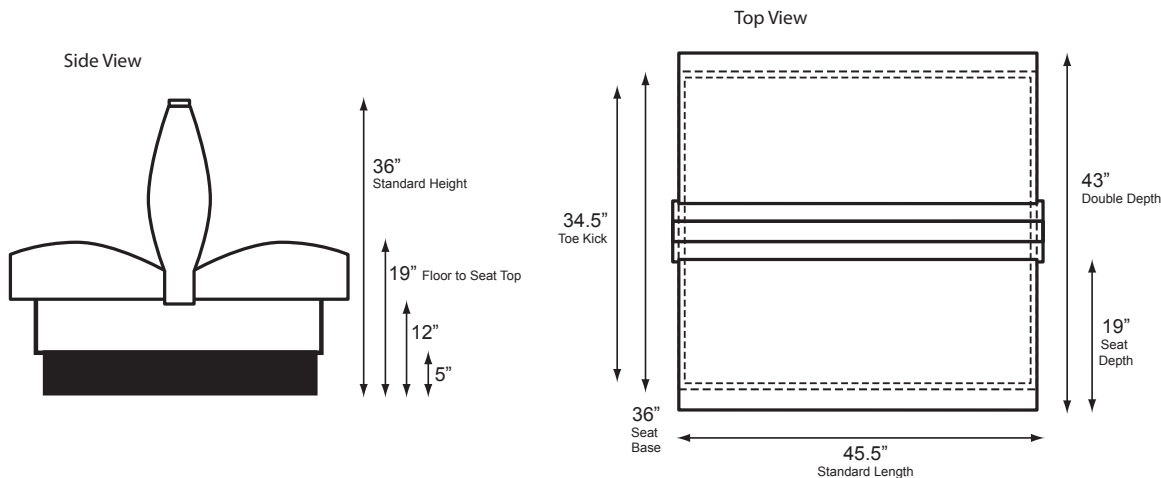


Space Planning - Booth Dimensions

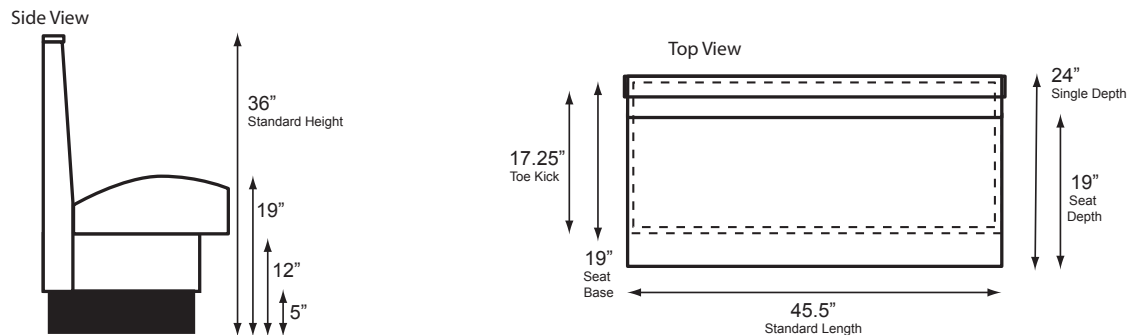
ATS Single Upholstered Booth Upholstery Dimensions



ATS Double Upholstered Booth Upholstery Dimensions

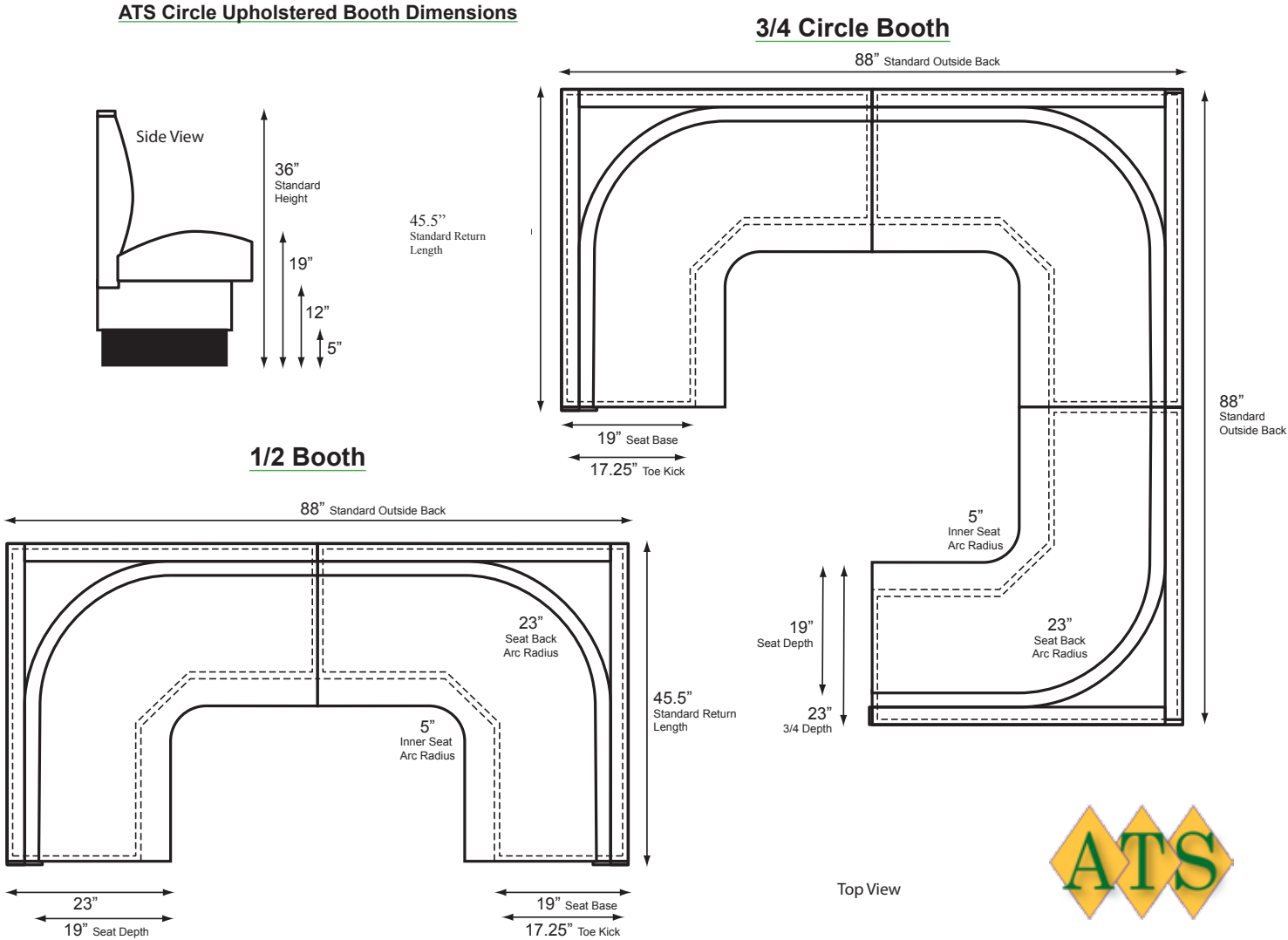


ATS Single Wood Booth Dimensions

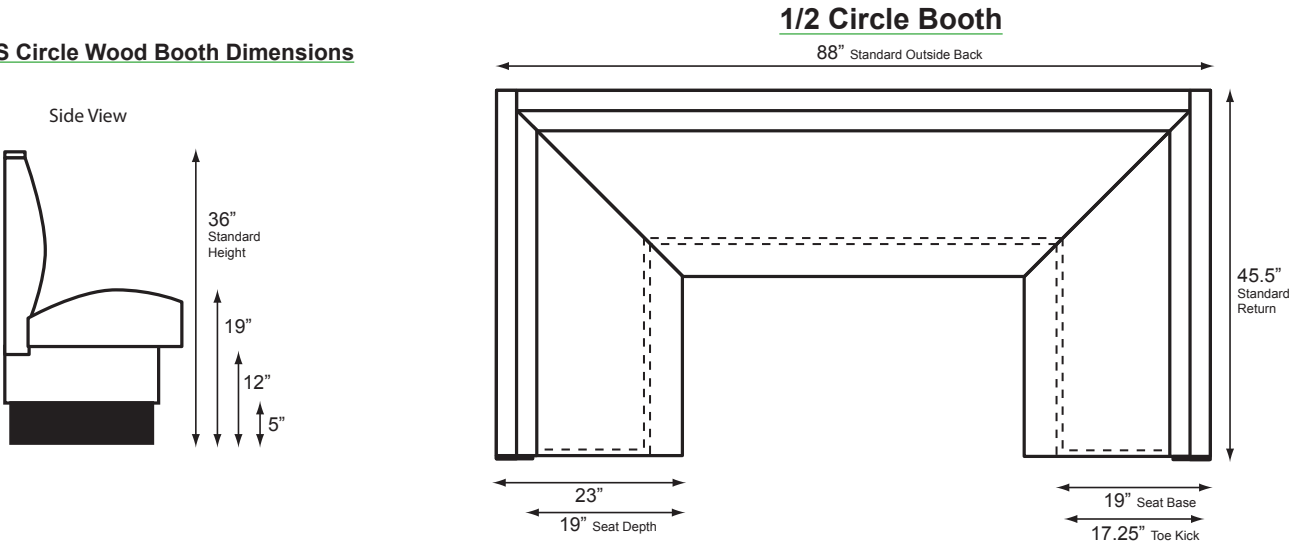


Space Planning - Circle Booth Dimensions

ATS Circle Upholstered Booth Dimensions



ATS Circle Wood Booth Dimensions





Ordering & Shipping

HOW TO ORDER

ATS sells all products via dealers, designers, contractors and consultants only.

We are happy to assist anyone with layout, design, factory tour, planning and quoting. ATS will also provide a referral to a dealer/consultant in the customer area to expedite the customer order.



The Process

1. Send purchase orders to

Email: PurchaseOrder@ATSFurniture.com
Fax: 770-270-5919

2. Watch for missing information and questions from ATS

Orders are not scheduled until all questions have been answered including TBD/TBA notes. This includes all sizes, fabrics, layout, material direction, colors, quantity accounting/pricing and shipping information.

3. Review the customer acknowledgement for errors/issues

ATS order acknowledgments are created from customer purchase orders and are considered written agreements to perform all work as specified.

We are NOT responsible for acknowledgment errors unless noted within 24 hours of sending the order acknowledgment.

4. Ensure all payments terms are met

Accounting must release all orders for them to proceed into production. The customer can send email to accounting@atsfurniture.com to check the customer account status and setup payment terms if needed.

5. Notify ATS of any changes ASAP

Changes while in production can be expensive and usually will change the shipping date. The customer is responsible for all costs incurred by ATS for any changes during production.

6. Enjoy the customer new ATS products!

ATS will be shipping on the acknowledgement's scheduled date unless notified otherwise. ATS packs to ensure that the quality that leaves the ATS factory, makes it to the customer's door.

PRICING INFORMATION

All prices shown are manufacturer's list prices, in US dollars, F.O.B. ATS factory in **Tucker, Georgia**. Pricing includes, assembly (except table bases), normal packaging, cartons and pallets.

ACCOUNTS & CREDIT

CREDIT TERMS: ATS offers discounted net terms to approved dealers, designers, contractors and consultants. ATS accepts payment via American Express, MasterCard, Visa, Check, Cash, Money Order or Wire Transfer.

NEW ACCOUNTS: New accounts (before final account approval) require 50% advance payment with the order before production scheduling takes place. Full payment, or final approval of terms is required 3 days before the shipment date.

QUOTES / CHANGES

CHANGES / SPECIAL REQUIREMENTS: Changes while in route, or customer's failure to specify all delivery requirement(s) will result in additional freight charges to the customer.

Note: Drivers are under no obligation to assist with off loading.

COM: CUSTOMER'S OWN MATERIAL

ATS is NOT responsible for COM material.

All COM packages must be clearly marked on the exterior with Company name, Purchase order number and/or ATS order number.

DAMAGE & SHORTAGE CLAIMS

It is customers' responsibility to inspect the entire shipment delivery and report issues to ATS within 5 days of receipt.

ATS accepts no responsibility for freight related issues reported 6 or more days after receipt of shipment.

3RD Party Shipments: ATS accepts no responsibility for freight related issues with third party carriers.

VISIBLE DAMAGE: To prevent additional charges... **DO NOT REFUSE THE SHIPMENT.**

- Note all damage on the delivery receipt before signing for goods.
- Keep a record of driver's name and anyone the customer may talk with at the carrier.

CONCEALED DAMAGE: Original packaging must be kept for the carrier, or the claim will be voided.

FREIGHT CLAIM PROCESSING: Any claim against ATS or the carrier for damaged goods must include appropriate damage notation on delivery receipt, photos and signed verification **within 5 days of delivery receipt**.

Using ATS' Warranty Evaluation form will expedite the process (available via the online sale resource center at atsfurniture.com).

WARRANTY & RETURNS

Customer assumes responsibility for normal wear and tear.

Products sold as 'closeouts', 'as-is' and 'used' have no warranties.

LIMITED WARRANTY: ATS warrants all ATS products to be free of manufacturer defects in material and workmanship for one year from the original date of purchase unless otherwise noted. Welded steel frames, excluding stack chairs, are warranted for 5 years against broken or fatigued welds.

ATS's warranty responsibility is limited to the cost of replacement or repair (at ATS' discretion) of the ATS products. FOB Tucker, GA.

NON-WARRANTY RETURNS: Used or custom products cannot be returned. No product may be returned for credit or exchange without prior written authorization from ATS. Approved returns are subject to a minimum restocking and handling fee of 25%, and freight prepaid.

WOOD STANDARDS & REGULATIONS: U.S. Commercial Standards/Regulations require us to advise the customer that a wood product may experience some degree of warpage and thickness variation. We do not warranty warpage.

WARRANTY CLAIMS: ATS is not responsible for warranty claims reported after 30 days from first recognition of the issue by the enduser. Once a claim is processed, ATS will work directly with the enduser to satisfy all warranty claims. All warranty claims must be provided in writing on ATS's Warranty Evaluation form.

Ordering & Shipping



FREIGHT & HANDLING

ATS ships within the continental United States only. Orders can ship freight collect, prepay and add, or 3rd party as specified.

At ATS, we take pride in our products. Getting it onsite, in perfect condition is a priority in the process. We work to provide the best balance between strength and cost in packaging. This ensures that our customers get the very best value for their dollar.

ADDITIONAL FREIGHT CHARGES

In addition to transit costs, additional charges are incurred for freight services, and delivery options. If these were not specifically indicated on the purchase order/quote, they will be considered additional charges to be invoiced.

Additional delivery options include: Re-delivery, Storage, Re-consignment, Call-ahead notification, Inside Delivery, Lift-gate, Weekend Delivery, Driver Off-loading labor, and Limited Access Charges.

Limited Access charges have additional fees via every trucking company.

In addition to commercial establishments not open to the walk-in public during normal business hours,
limited access areas include:

- Residential
- Apartments
- Non-commercial
- Hospitals
- Schools
- Military Bases
- Military Installations
- Construction Sites
- Individual (mini) Storage Units,
- Fairs, Carnivals, Chautauqua
- Prisons

FREIGHT CLASS INFORMATION

Freight class is a rating based on density and/or the NMFTA system of storability, density, stowability, handling and liability. Using freight classes assure that the carriers get proportionally compensated for lighter products that use up a lot of space. Furniture by nature, is going to have a lower density, and a higher freight class (costing more per pound).

NMFTA Carriers will use the NMFC Code to determine class. Non-NMFTA carriers will use density.

Standard freight classes based on density and NMFC for ATS restaurant furniture are as follows:

Item	Density	NMFC	Density/NMFC
Booths	2.77-3.98	27880	250 / 150
Wood Barstools	2.41	80580	250 / 250
Metal Barstools	2.85	80580	250 / 250
Metal Chairs	4.17	80580	200 / 150
Trash Receptacles	3.02	39270	200 / 200
Table Tops	22.68	83620	85 / 70
Table Bases	22.68	82790	85 / 70

* Freight Quotations are valid for 15 days

HOW WE PACKAGE

ATS Booths and Wall Benches are bagged, padded, palletted and boxed. After inspection and approval, our booths are wrapped with heavy duty commercial grade stretch wrap and fastened inside a heavily constructed box on reinforced pallet, then banded for stability.

We custom cut our boxes to 'angle' the tops to prevent stacking.



We then shrink wrap and mark with "ATS -- Do Not Stack" caution tape.

Our goal is to ensure that the quality that leaves our dock, reaches the customer's door, perfect & undamaged.



ATS Chairs and Barstools are padded and boxed to ensure maximum protection during shipment. Pallets of products are wrapped with heavy duty commercial grade stretch wrap and marked/ wrapped with "ATS - Do Not Stack" caution tape.



ATS Tables, Bases and Trash Receptacles

are boxed, palletted, and banded. The shape of the package is built in such a way as to discourage stacking during transfer / transit. We also wrap with heavy duty commercial grade stretch wrap and further marked and wrapped with "ATS -- Do Not Stack" caution tape.



Visit our easy, fast and user friendly web catalog for special offers, product quotes,
lead time, and credit information... **ATSfurniture.com**

AMERICA'S COMMERCIAL SEATING EXPERTS



Fax orders to: 770-270-5919

Email to: PurchaseOrder@ATSFurniture.com

Order online (approved dealers only)

at www.ATSFurniture.com



Current Address: 5025-C N. Royal Atlanta Dr.,
Tucker, GA 30084

New Address (*Effective on 08/2014*):
1750 Stone Ridge Dr.,
Stone Mountain, GA 30083

www.ATSFurniture.com

E-mail: Info@ATSFurniture.com

TEL: 770.270.1688

FAX: 770.270.5919

