

Rok Hotel Kingston  
Service Pantry  
Kingston, Jamaica

TAPESTRY  
COLLECTION  
BY HILTON™



INTERNATIONAL INC.

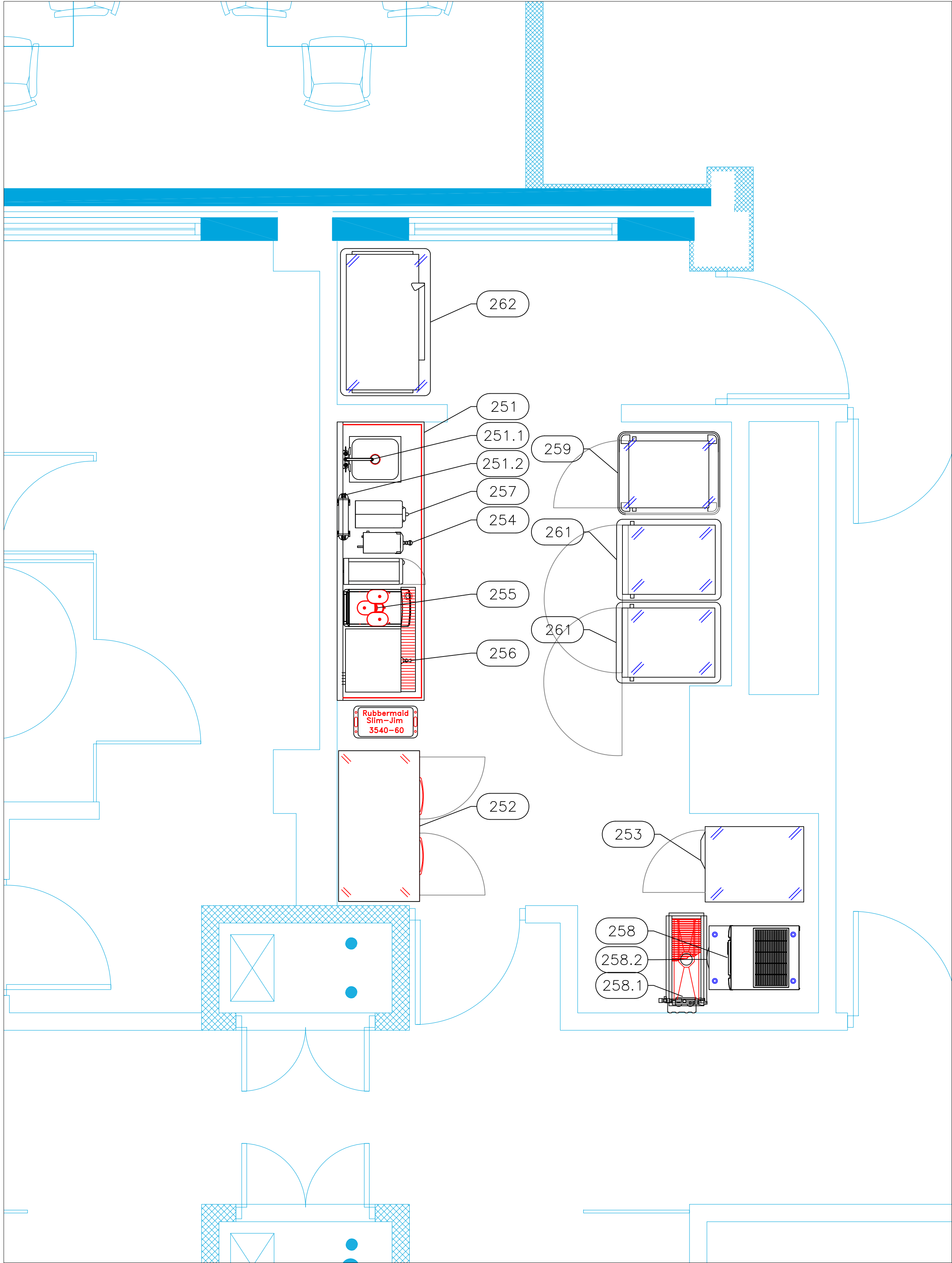
2055 W 73rd Street, Miami, FL 33016

Ph: (305)826-8696 Fax: (305)826-9131

1	Preliminary Layout	5-24-20
2	Changed 252 to shallow depth refrigerator	3-10-21
3	Switched Coffee Equipment to By Owner	3-15-21
4	Added MEP Information	4-11-21
No.	Revision/Issue	Date

Date  
**April 11, 2021**  
Drawn By  
**Dayne Gauntlett**  
Scale  
**1/2" = 1'0"**

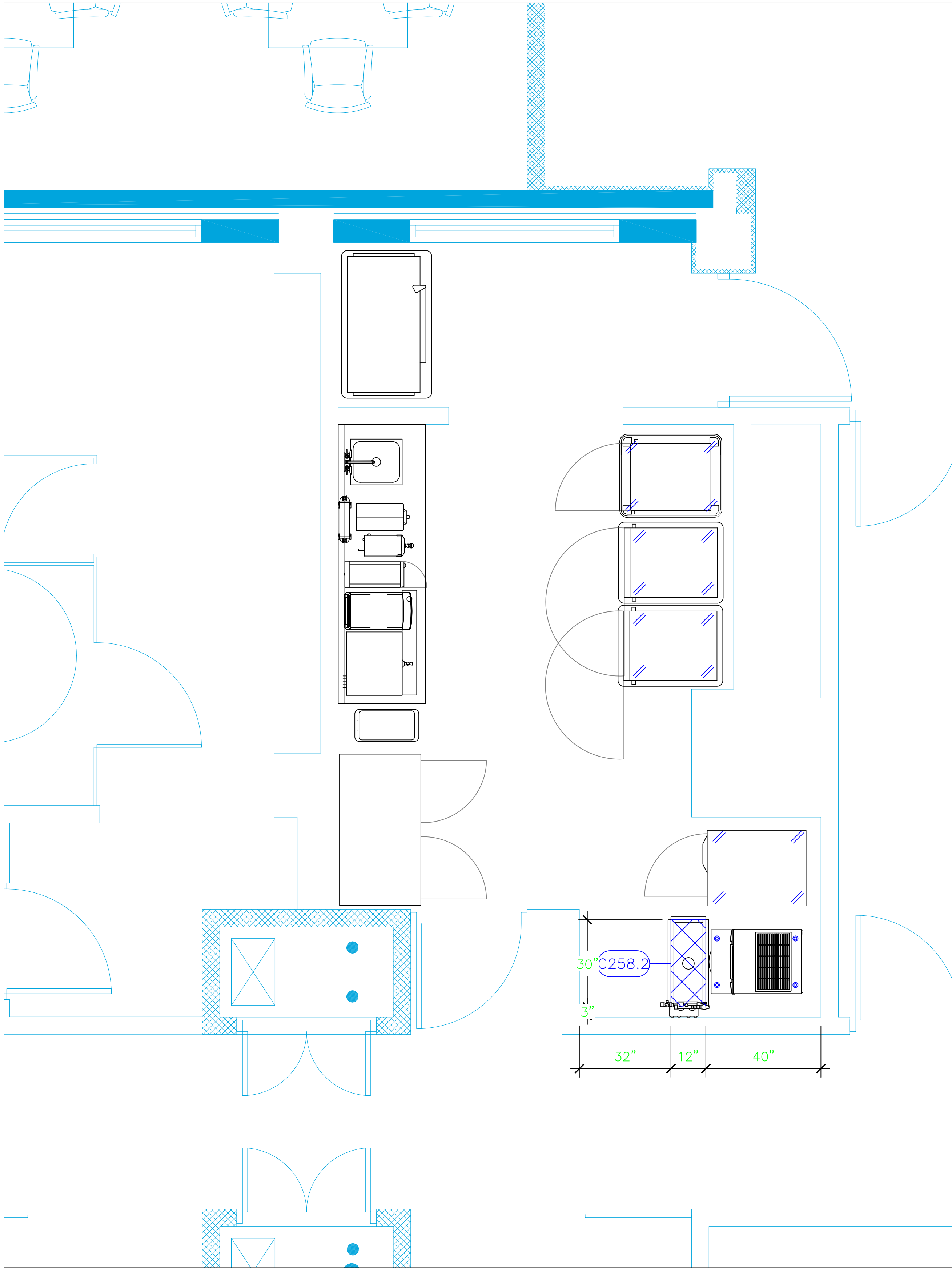
Sheet  
**SP-1.0**



EQUIPMENT SCHEDULE					
ItemNo	Category	Mfr	Model	Quantity	Equipment Remarks
251	Beverage Counter	Advance Tabco	BEV-30-96R	1	
251.1	Wall / Splash Mount Faucet	Krowne	14-402L	1	
251.2	Water Filtration System, for Multiple Applications	Everpure	94-751-01	1	
252	Reach-In Refrigerator	Continental Refrigerator	2RSN	1	
253	Reach-In Freezer	Continental Refrigerator	1FN	1	
254	Hot Water Dispenser	BUNN	43600.0003	1	By Owner/Operator
255	Espresso Cappuccino Machine	WMF	1500 S   1319000412	1	By Owner/Operator
	Milk Chiller	WMF	MILK REFRIGERATOR   1391923001	1	By Owner/Operator
256	Coffee Brewer	BUNN	34600.0000	1	By Owner/Operator
257	Coffee Grinder	BUNN	35600.0022	1	By Owner/Operator
258	Ice Maker, Cube-Style	Ice-O-Matic	CIM1126FA	1	
	Ice Bin for Ice Machines	Ice-O-Matic	B42PS	1	
258.1	Water Filtration System, for Ice Machines	Everpure	EV932402	1	
258.2	Floor Trough	Advance Tabco	FFTG-1230	1	
259	Mobile Refrigerator Cabinet	Carter-Hoffmann	PHB450HE	1	
261	Mobile Heated Cabinet	Carter-Hoffmann	PH1800	2	
262	Heated Banquet Cart	Carter-Hoffmann	BB120	1	

# EQUIPMENT LAYOUT

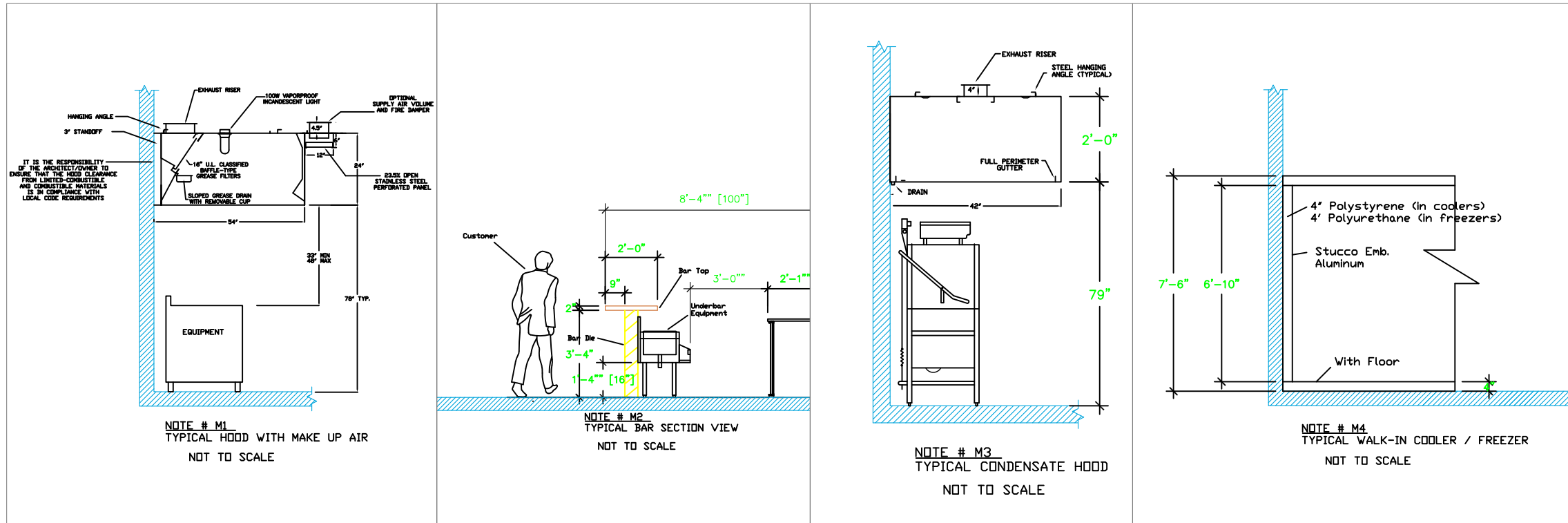
All Dimensions to be verified on the job site.  
Actual locations for floor drains, and any ventilating equipment to be determined by Engineer.  
Mechanical, Plumbing & Electrical to be checked and verified by Customers MEP Engineer.  
Remote Condensing Units to be located by Architect.  
Exhaust & Supply fans to be located by Architect.



Mechanical Schedule						
ITEM NO.	QTY	DISCRIPTION	EXHAUST (L X W)	EXHAUST (CFM)	Makeup Vent Width	SUPPLY (CFM)
258.2	1	Floor Trough				
						Recess for Floor Trough

LEGEND – MECHANICAL

- EXHAUST DUCT COLLAR
- SUPPLY DUCT COLLAR
- INWALL BACKING FOR WALL SHELVES
- RECESSED FLOOR
- RAISED EQUIPMENT PAD



- NOTE # M5: SHOP DRAWING WILL BE PROVIDED BY MANUFACTURER FOR HOOD, EXHAUST FANS, & SUPPLY FANS, ONCE ORDER IS PLACE WITH.
- NOTE # M6: ARCHITECT OR ENGINEER TO SIZE AND LOCATE, CONTRACTOR TO PROVIDE ALL OPENINGS FOR DUCTS, PLUMBING LINES, ELECTRICAL LINES, AND REFRIGERATION LINES, AS REQUIRED BY EQUIPMENT.
- NOTE # M7: SUPPLY FANS TO BE LOCATED A MINIMUM OF 10' FROM EXHAUST FANS.
- NOTE # M8: CEILING HEIGHTS TO BE VERIFIED FOR SUFFICIENT CLEARANCE FOR EQUIPMENT.
- NOTE # M9: GENERAL CONTRACTOR TO PROVIDE 2" PLYWOOD WALL BACKING FROM 42" TO 78" AFF FOR ALL WALL MOUNTED EQUIPMENT.
- NOTE # M10: REFRIGERATION CONTRACTOR TO HANG EVAPORATORS FOR WALK-IN, RUN & CHARGE LINES BETWEEN EVAP. & CONDENSING UNIT.
- NOTE # M11: REFRIGERATION CONTRACTOR TO HANG EVAPORATORS FOR WALK-IN, RUN & CHARGE LINES BETWEEN EVAP. & CONDENSING UNIT.

Equipment  
MECHANICAL  
Service Requirements

All Dimensions to be verified on the job site. Actual locations for floor drains, and any ventilating equipment to be determined by Engineer. Mechanical, Plumbing & Electrical to be checked and verified by Customers MEP Engineer. Remote Condensing Units to be located by Architect. Exhaust & Supply fans to be located by Architect.

Rok Hotel Kingston  
Service Pantry  
Kingston, Jamaica

TAPESTRY  
COLLECTION  
BY HILTON™

uni-source  
SUPPLY

INTERNATIONAL INC.

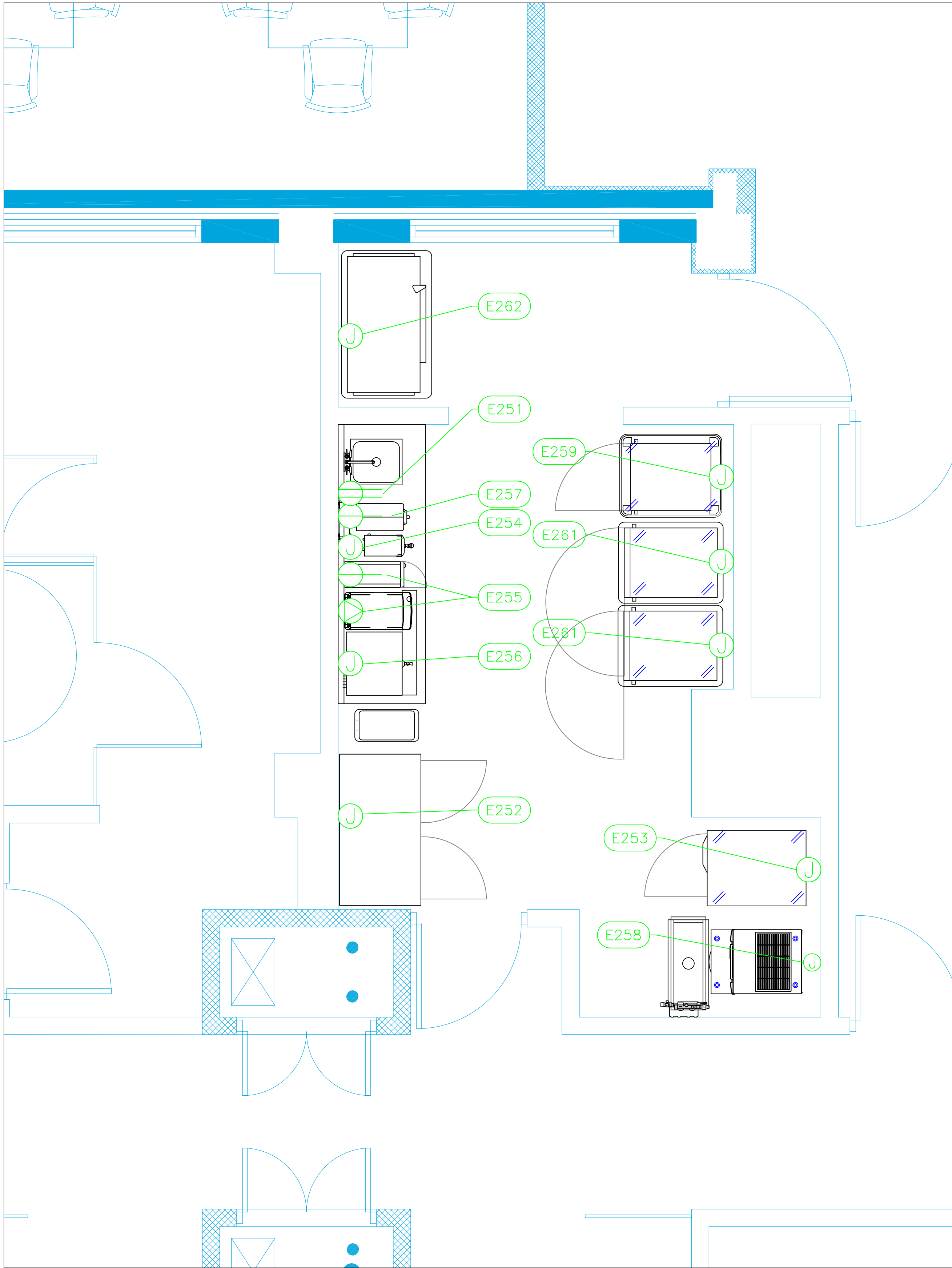
2055 W 73rd Street, Miami, FL 33016  
Ph:(305)826-8696 Fax:(305)826-9131

1	Preliminary Layout	6-24-20
2	Changed 252 to shallow depth refrigerator	3-10-21
3	Switched Coffee Equipment to By Owner	3-15-21
4	Added MEP Information	4-11-21
No.	Revision/Issue	Date

Date  
April 11, 2021  
Drawn By  
Dayne Gauntlett  
Scale  
1/2" = 1'0"

Sheet  
SP-2.0

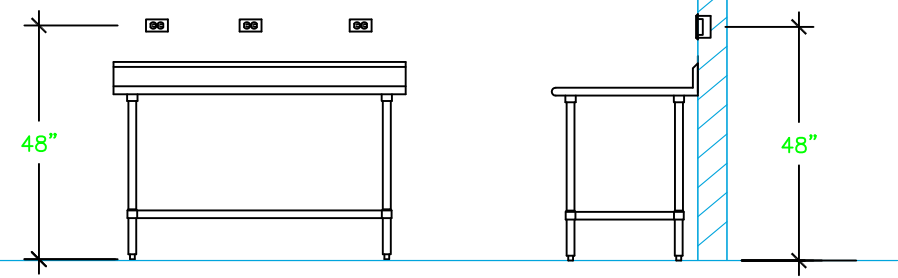




ELECTRICAL SCHEDULE											
ItemNo	Category	Voltage	Cycle	Phase	Amps	Hp	NEMA	ConnectionType	Rough-In AFF	Quantity	Electrical Remarks
251	Beverage Counter	115	50	1	15			Duplex	48"	1	Convenience Outlets
252	Reach-In Refrigerator	220	50	1	4.9	1/3		J-Box	76"	1	
253	Reach-In Freezer	220	50	1	5.2	1/2		J-Box	76"	1	
254	Hot Water Dispenser	240	60	1	16.9			J-Box	48"	1	Confirm Electrial with Owner
255	Espresso Cappuccino Machine	120	60	1	15		5-20P	Special	48"	1	Confirm Electrial with Owner
	Milk Chiller	120	50/60	1	15		5-15-P	Simplex	48"	1	Confirm Electrial with Owner
256	Coffee Brewer	120/240	60	1	27.5			J-Box	48"	1	Confirm Electrial with Owner
257	Coffee Grinder	120	60	1	11	3/4	5-15P	Simplex	48"	1	Confirm Electrial with Owner
258	Ice Maker, Cube-Style	220-240	50	1	13.5			Direct	60"	1	
259	Mobile Refrigerator Cabinet	120	50/60	1	8.5			J-Box	18"	1	
261	Mobile Heated Cabinet	220	50/60	1	9.5			J-Box	18"	2	
262	Heated Banquet Cart	120	50/60	1	13.7			J-Box	18"	1	

LEGEND - ELECTRICAL CONNECTIONS

- DUPLEX RECEPT., 15-AMP, 120-VOLT, GROUND TYPE, HORIZONTAL MOUNT
- SIMPLEX RECEPT., 120-VOLT, GROUND TYPE, HORIZONTAL MOUNT
- SPECIAL PURPOSE OUTLET, GROUND TYPE, HORIZONTAL MOUNT
- JUNCTION BOX, DIRECT CONNECTION
- DISCONNECT SWITCH, DIRECT CONNECTION
- FLOOR/CEILING RECEPTACLE AS INDICATED
- (2) Telephone + (2) Data
- FIELD CONNECTIONS
- HARD WIRE CONNECTION POINT AT MACHINE



NOTE # E1  
TYPICAL OUTLETS IN WALL  
ABOVE TABLE, BY ELECTRICIAN  
NOT TO SCALE

NOTE # E2  
ALL NATIONAL, STATE, AND LOCAL  
CODES SHALL APPLY

NOTE # E3  
ALL ELECTRICAL CONNECTIONS  
AND HARDWARE REQUIRED TO BE  
PROVIDED BY ELECTRICAL  
CONTRACTOR

NOTE # E4  
ALL JUNCTION BOXES, OUTLETS,  
ETC. TO BE LOCATED SO AS TO  
NOT INTERFERE WITH EQUIPMENT

NOTE # E5  
ALL RELAYS, CONTRACTORS,  
STARTERS, AND SWITCHES  
REQUIRED FOR EXHAUST & SUPPLY  
FANS TO BE PROVIDED BY  
ELECTRICAL CONTRACTOR  
UNLESS SPECIFIED

NOTE # E6  
ELECTRICAL CONTRACTOR TO  
INTERCONNECT DISHMACHINE TO  
EXHAUST FAN FOR DISHMACHINE  
SO THAT THE FAN RUNS WHEN  
THE DISHMACHINE IS IN  
OPERATION.

NOTE # E7  
ELECTRICAL CONTRACTOR TO  
INSTALL TABLE LIMIT SWITCH TO  
END OF CLEAN DISHTABLE TO  
THAT MACHINE STOPS WHEN  
SWITCH IS DEPRESSED.

NOTE # E8  
ELECTRICAL CONTRACTOR TO  
CONNECT DRAIN LINE HEATER,  
PAN HEATER AND DOOR HEATER  
FOR WALK-IN FREEZER.

## Equipment ELECTRICAL Service Requirements

All Dimensions to be verified on the job site.  
Actual locations for floor drains, and any ventilating  
equipment to be determined by Engineer.  
Mechanical, Plumbing & Electrical to be checked and verified  
by Customers MEP Engineer.  
Remote Condensing Units to be located by Architect.  
Exhaust & Supply fans to be located by Architect.

Rok Hotel Kingston  
Service Pantry  
Kingston, Jamaica

TAPESTRY  
COLLECTION  
BY HILTON™

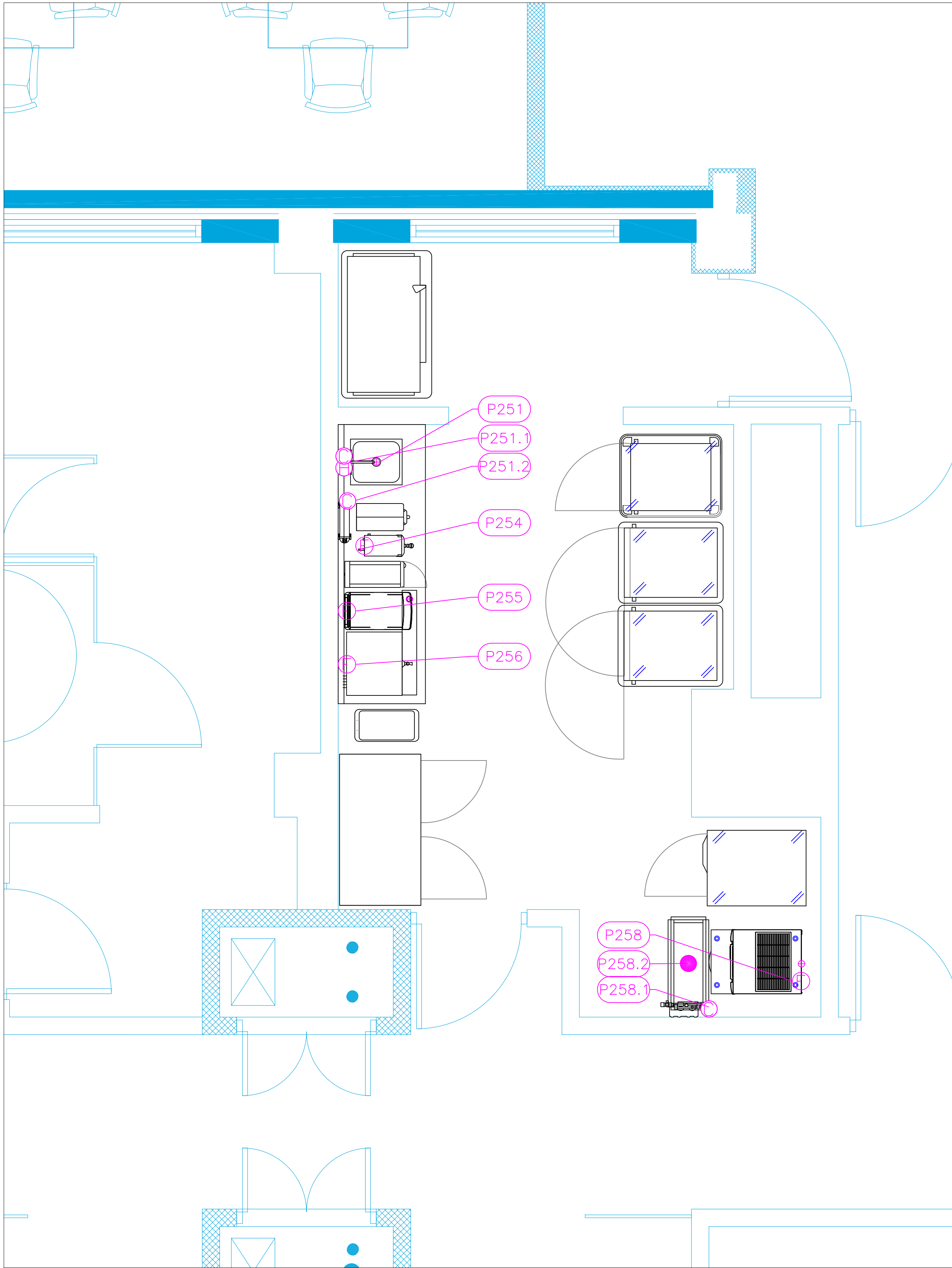
uni-source  
SUPPLY  
INTERNATIONAL INC.

2055 W 73rd Street, Miami, FL 33016  
Ph:(305)826-8696 Fax:(305)826-9131

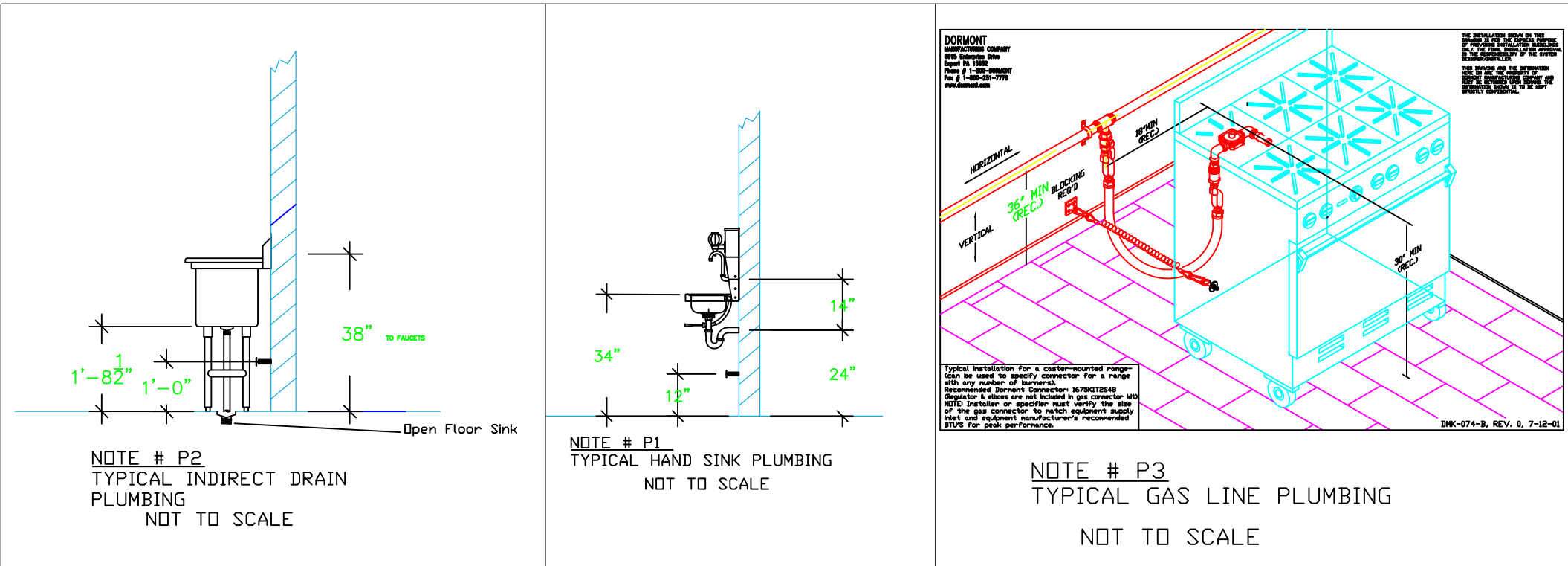
1	Preliminary Layout	6-24-20
2	Changed 252 to shallow depth refrigerator	3-10-21
3	Switched Coffee Equipment to By Owner	3-15-21
4	Added MEP Information	4-11-21
No.	Revision/Issue	Date

Date  
April 11, 2021  
Drawn By  
Dayne Gauntlett  
Scale  
1/2" = 1'0"

Sheet  
SP-3.0



PLUMBING SCHEDULE												
ITEM NO.	DESCRIPTION	COLD WATER SIZE	HOT WATER SIZE	H&C Rough-In	DIRECT WASTE SIZE	DIRECT WASTE AFF.	INDIRECT WASTE SIZE	GAS SIZE(IN)	GAS MBTU	QTY	PLUMBING REMARKS	
251	Beverage Counter						1-1/2			1		
251.1	Wall / Splash Mount Faucet	1/2"	1/2"	12"						1		
251.2	Water Filtration System, for Multiple Applications	3/8"		12"						1	Water to Various Equipment	
254	Hot Water Dispenser	1/4"		n/a						1	Water from Filter	
255	Espresso Cappuccino Machine	3/8"		n/a						1	Water from Filter	
256	Coffee Brewer	3/8"		n/a						1	Water from Filter	
258	Ice Maker, Cube-Style	3/8"		n/a			3/4"			1	Water from Filter	
	Ice Bin for Ice Machines						3/4"			1	Waste to Floor Sink	
258.1	Water Filtration System, for Ice Machines	3/4"		12"						1		
258.2	Floor Trough				4"	0"				1		



**LEGEND – PLUMBING CONNECTIONS**

- HW-HOT WATER, OR CW-COLD WATER
- GAS
- WASTE, DIRECT-CONNECTED
- WASTE, INDIRECT to Floor Sink
- WASTE, INDIRECT to Funnel Floor Drain
- FLOOR DRAIN Josam 3000-A3
- WASTE, INDIRECT to Floor Sink Zurn FD-23
- FILTERED WATER, at machine.

**NOTE # P4:**  
ALL NATIONAL, STATE, AND LOCAL CODES SHALL APPLY

**NOTE # P5:**  
ALL PLUMBING CONNECTIONS TO BE EXTENDED AND INTERCONNECTED TO EQUIPMENT AND ALL HARDWARE REQUIRED TO BE PROVIDED BY PLUMBING CONTRACTOR

**NOTE # P6:**  
PLUMBING CONTRACTOR TO VERIFY THAT ALL EQUIPMENT IS INSTALLED WITH THE APPROPRIATE GAS PRESSURE AND REGULATORS

**NOTE # P7:**  
ALL WASTE LINES AND CONDENSATE LINES TO BE EXTEND FROM EQUIPMENT TO FLOOR DRAINS BY PLUMBING CONTRACTOR.

### Equipment PLUMBING Service Requirements

All Dimensions to be verified on the job site. Actual locations for floor drains, and any ventilating equipment to be determined by Engineer. Mechanical, Plumbing & Electrical to be checked and verified by Customers MEP Engineer. Remote Condensing Units to be located by Architect. Exhaust & Supply fans to be located by Architect.

1	Preliminary Layout	6-24-20
2	Changed 252 to shallow depth refrigerator	3-10-21
3	Switched Coffee Equipment to By Owner	3-15-21
4	Added MEP Information	4-11-21
No.	Revision/Issue	Date

Date  
**April 11, 2021**  
Drawn By  
**Dayne Gauntlett**  
Scale  
**1/2" = 1'0"**

Sheet  
**SP-4.0**

**Rok Hotel Kingston**  
**Service Pantry**  
**Kingston, Jamaica**

**TAPESTRY**  
**COLLECTION**  
BY HILTON™

**uni-source**  
**SUPPLY**  
INTERNATIONAL INC.

2055 W 73rd Street, Miami, FL 33016  
Ph:(305)826-8696 Fax:(305)826-9131