

**ARCHITECT**

HKS ARCHITECTS, INC.  
#AA F000119  
2020 SALZEDO STREET, 4TH FLOOR  
CORAL GABLES, FLORIDA, 33134

**STRUCTURAL ENGINEER**

DESMONE CONSULTING ENGINEERS  
800 BRICKELL AVENUE, 6TH FLOOR  
MIAMI, FLORIDA, 33131

**MEP / LV / LIGHTING ENGINEER**

EXP  
241 NORTH BROADWAY SUITE 203  
MILWAUKEE, WISCONSIN 53202

**LANDSCAPE ARCHITECT**

EDSA  
1512 E. BROWARD BOULEVARD, SUITE 110  
FORT LAUDERDALE, FLORIDA 33301

**JUNGLE ISLAND**

**PROJECT LOCATION**

JUNGLE ISLAND  
1111 PARROT JUNGLE TRAIL  
MIAMI, FLORIDA 33132

**OWNER**

ESJ CAPITAL PARTNERS  
19950 W. COUNTRY CLUB DR #800  
AVENTURA, FLORIDA 33180

**OWNER CONSULTANTS:**

**OWNER REPRESENTATIVE**  
GARDNER & THEOBALD  
350 LINCOLN ROAD  
MIAMI BEACH, FLORIDA 33139

**CIVIL ENGINEER**

LANGAN  
PARKSIDE CORPORATE CENTER  
15150 NW 75 COURT, SUITE 200  
MIAMI LAKES, FLORIDA 33016

**AQUATIC ENGINEER**

MARTIN AQUATIC DESIGN & ENGINEERING  
189 SOUTH ORANGE AVENUE, SUITE 1220  
ORLANDO, FLORIDA 32801  
THE PLAZA SOUTH TOWER

**ANIMAL AQUATIC ENGINEER**

SATCHELL ENGINEERING & ASSOCIATES  
2890 S. SANTE FE AVE SUITE 106  
SAN MARCOS, CALIFORNIA 92069

**THEATRICAL ENGINEER**

ALL-PRO INTEGRATION SYSTEMS  
806 BEVERLY PARKWAY  
PENSACOLA, FLORIDA 32505

**KITCHEN CONSULTANT**

UNI-SOURCE SUPPLY INTERNATIONAL, INC.  
2055 W 73RD STREET  
MIAMI, FLORIDA 33016

**WATERPARK CONSULTANT**

WHITEWATER  
180-6651 FRASERWOOD PLACE  
RICHMOND, BC V6W1J3

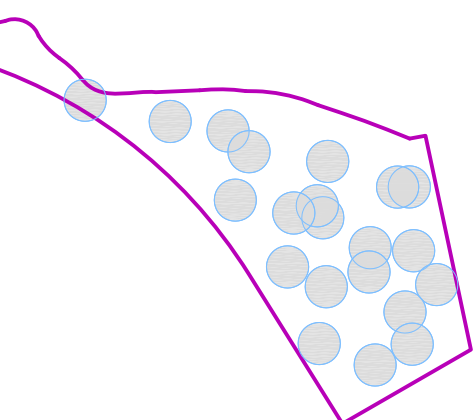


- 41 Ticket Upgrade / F&B (By Crossings)
- 58 Restrooms / Mech / Lockers / F&B
- 56 The Island F&B
- 63 Joia Beach Kitchen Building / Deck
- 28 Main Aviary (Airstream & Food Truck)
- 38 Serpentarium F&B (Future)
- 11 Flying Squirrel F&B
- 20 Sloth Enclosure (Airstream Location)
- 25 Animal Food Prep & Storage

## Foodservice Overview

All Dimensions to be verified on the job site.  
Actual locations for floor drains, and any ventilating equipment to be determined by Engineer.  
Mechanical, Plumbing & Electrical to be checked and verified by Customers MEP Engineer.  
Remote Condensing Units to be located by Architect.  
Exhaust & Supply fans to be located by Architect.

**KEY PLAN**



**REVISION**

NO.	DESCRIPTION	DATE

**HKS PROJECT NUMBER**

24391.000

**DATE**

11/19/2021

**ISSUE**

100% CONSTRUCTION DOCUMENTS

**SHEET TITLE**

Food Service Overview

**ISSUE**

100% CONSTRUCTION DOCUMENTS

**SHEET TITLE**

Food Service Overview

**ISSUE**

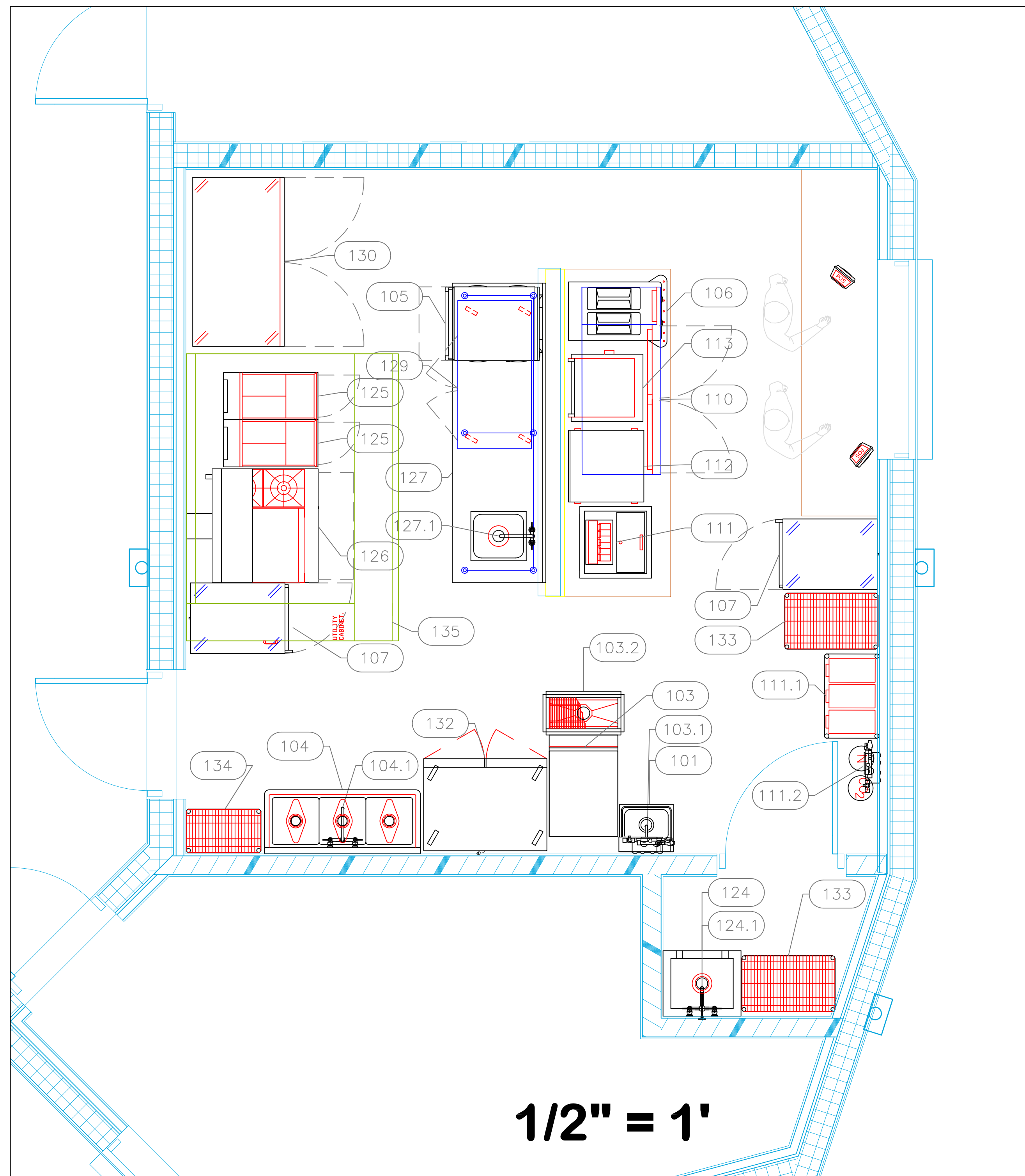
100% CONSTRUCTION DOCUMENTS

**SHEET TITLE**

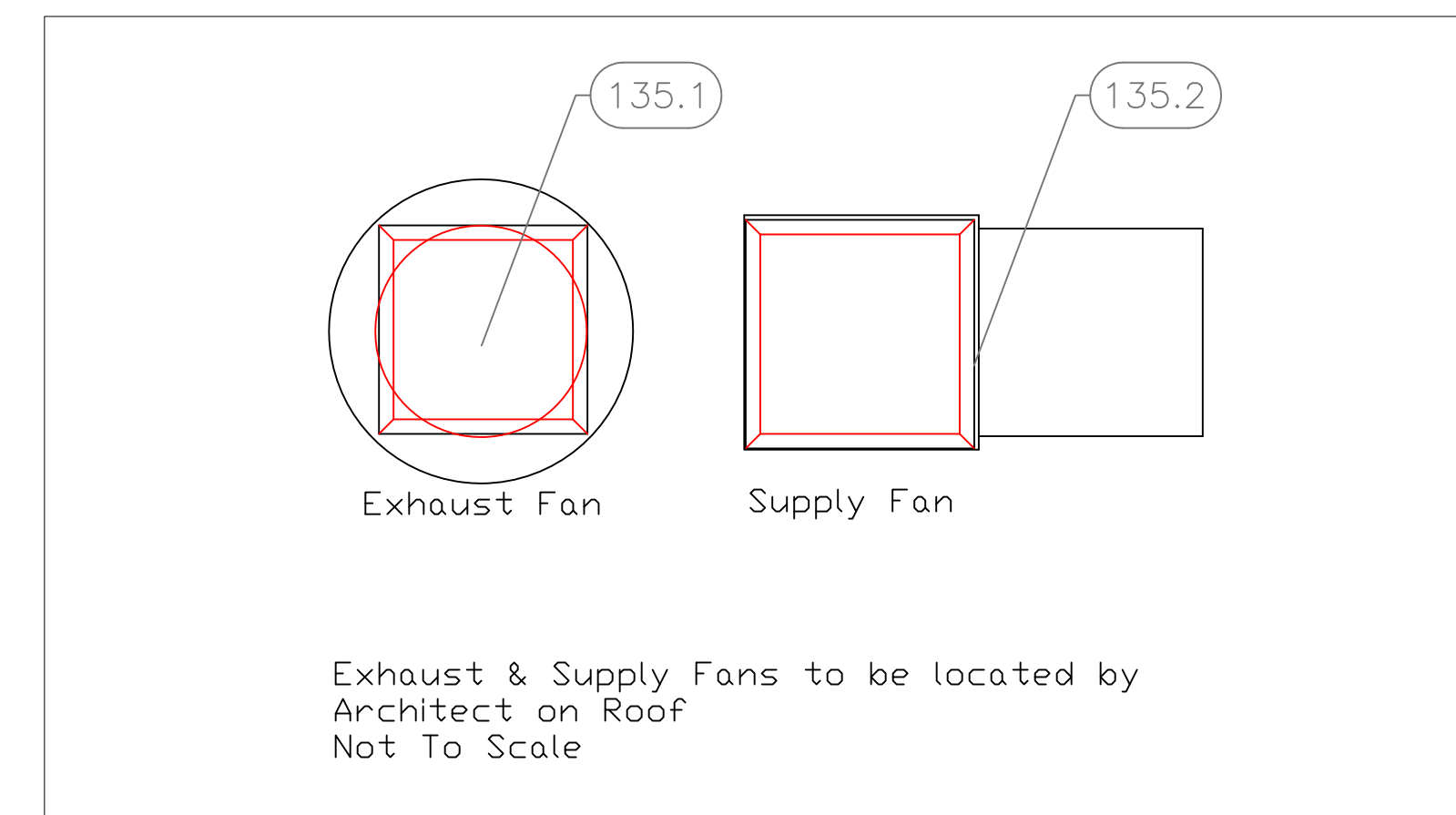
Food Service Overview

**SHEET NO.**

00.K1.0



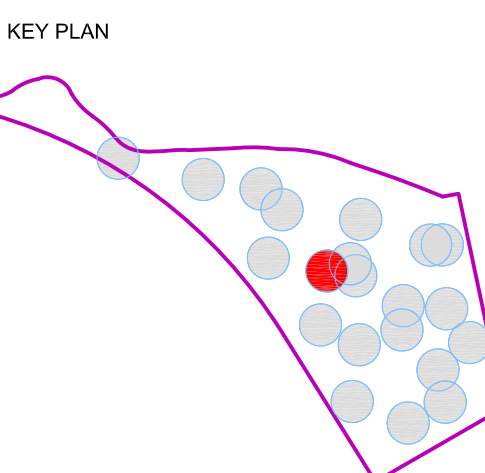
ItemNo	Category	Mfr	Model	Quantity	Equipment Remarks
101	Hand Sink	Advance Tabco	7-PS-80	1	
103	Ice Maker, Cube-Style	Hoshizaki	KM-860MAJ	1	
	Ice Bin for Ice Machines	Hoshizaki	B-300SF	1	
103.1	Water Filtration System, for Ice Machines	Everpure	EV932402	1	
103.2	Floor Trough	Advance Tabco	FFTG-1224	1	
104	Three (3) Compartment Sink	Advance Tabco	FC-3-1515	1	
104.1	Wall / Splash Mount Faucet	Krowne	14-810L	1	
105	Microwave/Impingement Oven	TurboChef	I3	1	
106	Frozen Drink Machine, Non-Carbonated, Cylinder Type	Spaceman	6455-C	1	
107	Heated Holding Cabinet	Alto-Shaam	1000-UP	2	
110	Back Bar Cabinet, Refrigerated	Glastender	C1FB60	1	
111	Soda Ice & Beverage Dispenser, In-Counter	Coke	CB2323K6	1	By Vendor
111.1	Soda Bag And Box	Vendor	SODA BAG AND BOX	1	By Vendor
111.2	Water Filtration System, for Fountain / Beverage Machines	Everpure	EV927502	1	
112	Display Merchandiser, Heated, For Multi-Product	Hatco	GRSDS-24D	1	
113	French Fry Warmer	Hatco	GRFHS-PT16	1	
124	Mop Sink	Advance Tabco	9-OP-40DF	1	
124.1	Service Faucet	Krowne	16-127	1	
125	Gas Floor Fryer	Pitco	45C+S	2	
126	Range, 36", 2 Open Burners, 24" Manual Griddle	Southbend	S36A-2GR	1	
127	Work Table, Stainless Steel Top	Advance Tabco	TKMS-308	1	
	Wall-In Sink	Advance Tabco	TA-11J	1	
127.1	Deck Mount Faucet	Krowne	15-410L	1	
129	Undercounter Refrigerator	Everest Refrigeration	ETR2-24	1	
130	Reach-In Freezer	True Mfg. - General Foodservice	T-49F-HC	1	
132	Reach-In Refrigerator	True Mfg. - General Foodservice	T-35-HC	1	
133	Wire Shelving Unit	Quantum Food Service	WR63-1830P	2	
134	Wire Shelving Unit	Quantum Food Service	WR63-1424P	1	
135	Hood	Captive-Aire	HOOD	1	
135.1	Exhaust Fan	Captive-Aire	E-FAN	1	
135.2	Supply Fan	Captive-Aire	S-FAN	1	



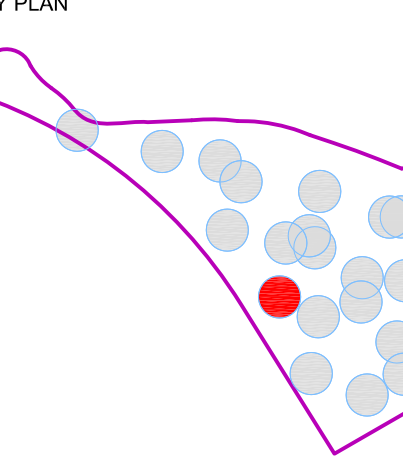
## 41 Ticket Upgrade / F&B (by Crossings)

### EQUIPMENT LAYOUT

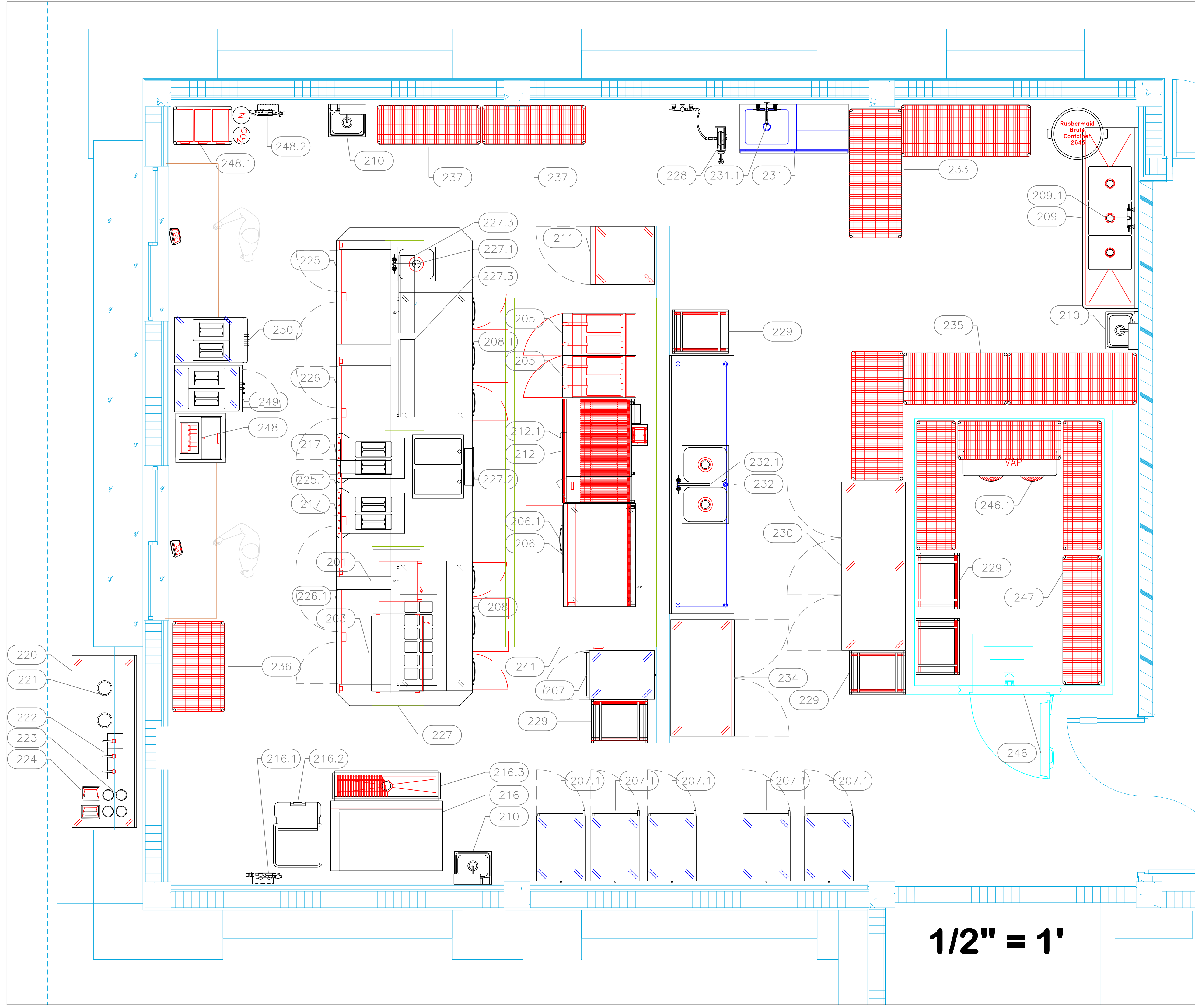
All Dimensions to be verified on the job site. Actual locations for floor drains, and any ventilating equipment to be determined by Engineer. Mechanical, Plumbing & Electrical to be checked and verified by Customers MEP Engineer. Remote Condensing Units to be located by Architect. Exhaust & Supply fans to be located by Architect.



REVISION NO.	DESCRIPTION	DATE



REVISION NO.	DESCRIPTION	DATE



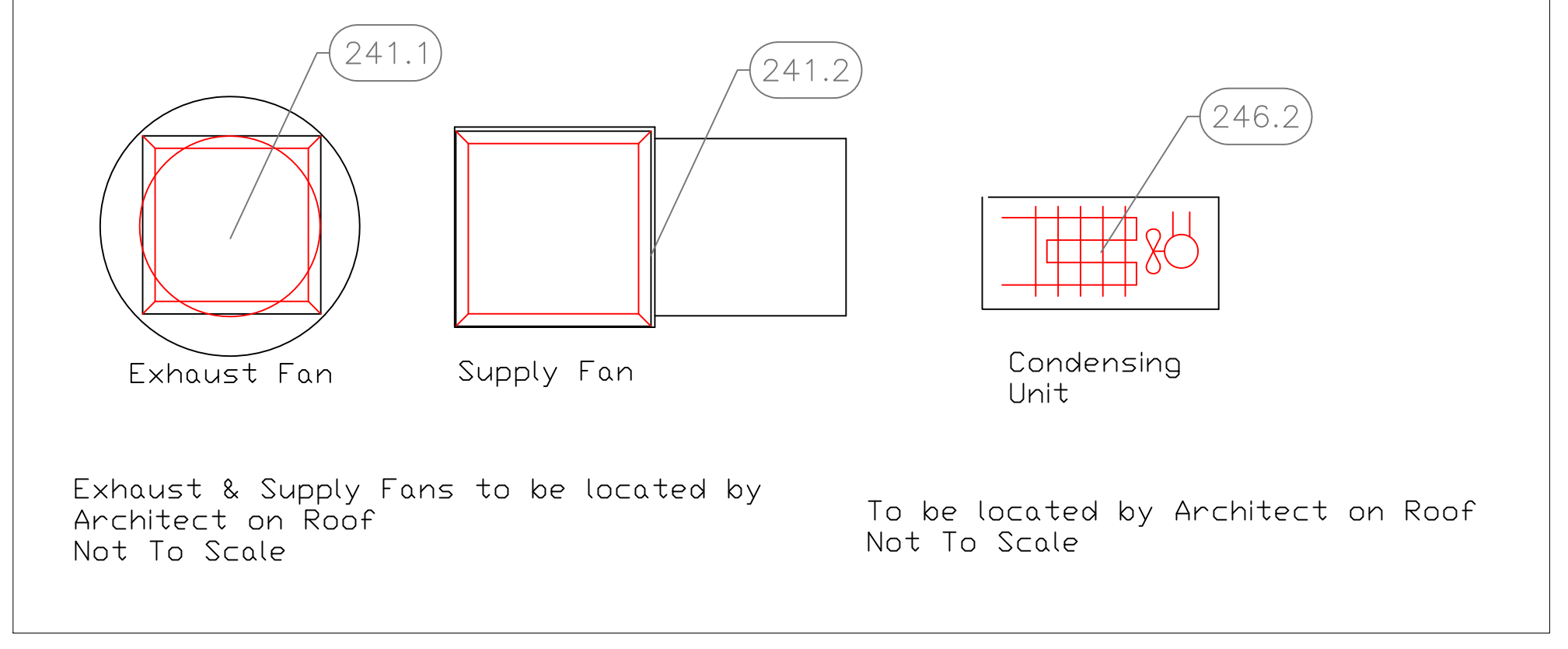
ItemNo	Category	Mfr	Model	Quantity	Equipment Remarks
201	French Fry Warmer	Hatco	GRFHS-PT26	1	
203	Display Merchandiser, Heated, For Multi-Product	Hatco	GRSDS-36	1	
205	Gas Floor Fryer	Pitco	SG18-S	2	
206	Griddle, Gas, Countertop	Southbend	HOG-48	1	
206.1	Equipment Stand, Refrigerated Base	Continental Refrigerator	D48GN	1	
207	Heated Holding Cabinet	Alto-Shaam	1000-UP	1	
207.1	Heated Holding Cabinet	Alto-Shaam	1000-UP	5	Future
208	Sandwich / Salad Preparation Refrigerator	Continental Refrigerator	RA60N12-D	1	
208.1	Undercounter Refrigerator	Continental Refrigerator	RA60N-U-D	1	
209	Three (3) Compartment Sink	Advance Tabco	FC-3-1620-18RL	1	
209.1	Wall / Splash Mount Faucet	Krowne	14-410L	1	
210	Hand Sink	Advance Tabco	7-PS-80	3	
211	Reach-In Freezer	True Mfg. - General Foodservice	TS-23F-2-HC	1	
212	Charbroiler, Gas, Countertop	Southbend	HDC-48	1	
212.1	Convection Oven, Gas	Southbend	TVGS/12SC	1	
216	Ice Maker, Cube-Style	Hoshizaki	KM-1601SAJ	1	
216.1	Ice Bin for Ice Machines	Hoshizaki	B-900PF	1	
216.2	Water Filtration System, for Ice Machines	Everpure	EV932402	1	
216.3	Ice Bin / Ice Caddy, Mobile	Cambro	ICS100L4S191	1	
216.3	Floor Trough	Custom Fab	FFTG-1248	1	
217	Frozen Drink Machine, Non-Carbonated, Cylinder Type	Spaceman	6455-C	2	
220	Condiment Station	Custom Fab	CONDSTAT	1	
221	Trash Chute	Enjac Industries	F33949-84	2	
222	Condiment Dispenser	San Jamar	P9810	3	By Owner/Operator
223	Bain Marie Pot	Vollrath	78720	4	
224	Paper Napkin Dispenser	San Jamar	H200OSS	2	
225	Glass Froster	Glastender	F1SL48	1	
225.1	Glass Froster	Glastender	F1SL48	1	
226	Back Bar Cabinet, Refrigerated	Glastender	C1SL48	1	
226.1	Back Bar Cabinet, Refrigerated	Glastender	C1SL48	1	
227	Chef's Table	Custom Fab	CHEF	1	
227.1	Weld-in Sink	Custom Fab	TA-11J	1	
227.2	Overshelf	Custom Fab	SHELF	1	
227.3	Deck Mount Faucet	Krowne	15-402L	1	
227.3	Hot Food Well Unit, Drop-In, Electric	Wells	MOD-200TDM/AF	1	
228	Heat Lamp	Nemco	6151-36	2	
229	Hose Reel	T&S Brass	B-1454	1	
229	Bun / Sheet Pan Rack	Advance Tabco	PR20-3W	5	
230	Reach-In Freezer	True Mfg. - General Foodservice	T-72F-HC	1	
231	Mop Sink Cabinet	Custom Fab	9-OPC-84DL	1	
231.1	Service Faucet	Krowne	16-127	1	
232	Work Table, Stainless Steel Top	Custom Fab	KMS-3010	1	
232	Weld-in Sink	Advance Tabco	TA-11B-2	1	
232.1	Deck Mount Faucet	Krowne	15-414L	1	
233	Wire Shelving Unit	Quantum Food Service	WR63-2460P	2	
234	Reach-In Refrigerator	True Mfg. - General Foodservice	T-49-HC	1	
235	Wire Shelving Unit	Quantum Food Service	WR63-2460P	2	
236	Wire Shelving Unit	Quantum Food Service	WR63-2442P	1	
237	Wire Shelving Unit	Quantum Food Service	WR63-1848P	2	
241	Hood	Captive-Aire	HOOD	1	
241.1	Exhaust Fan	Captive-Aire	E-FAN	1	
241.2	Supply Fan	Captive-Aire	S-FAN	1	
246	Walk-in	Arctic Industries	CUSTOM	1	
246.1	Evaporator	Arctic Industries	EVAP	1	
246.2	Remote Condenser Unit	Arctic Industries	COND	1	
247	Wire Shelving Unit	Quantum Food Service	WR63-1860P	3	
248	Soda Ice & Beverage Dispenser, In-Counter	Coke	CB2323K6	1	By Vendor **Free Standing**
248.1	Soda Bag And Box	Vendor	SODA BAG AND BOX	1	By Vendor
248.2	Water Filtration System, for Fountain / Beverage Machines	Everpure	EV927502	1	
249	Soft Serve Machine	Spaceman	6235A-C	1	
250	Soft Serve Machine	Spaceman	6378A-C	1	

1/2" = 1'

## 58 Restrooms / Mech / Lockers / F&B

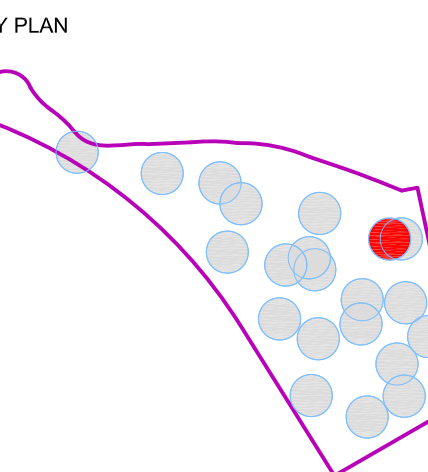
### EQUIPMENT LAYOUT

All Dimensions to be verified on the job site. Actual locations for floor drains, and any ventilating equipment to be determined by Engineer. Mechanical, Plumbing & Electrical to be checked and verified by Customers MEP Engineer. Remote Condensing Units to be located by Architect. Exhaust & Supply fans to be located by Architect.

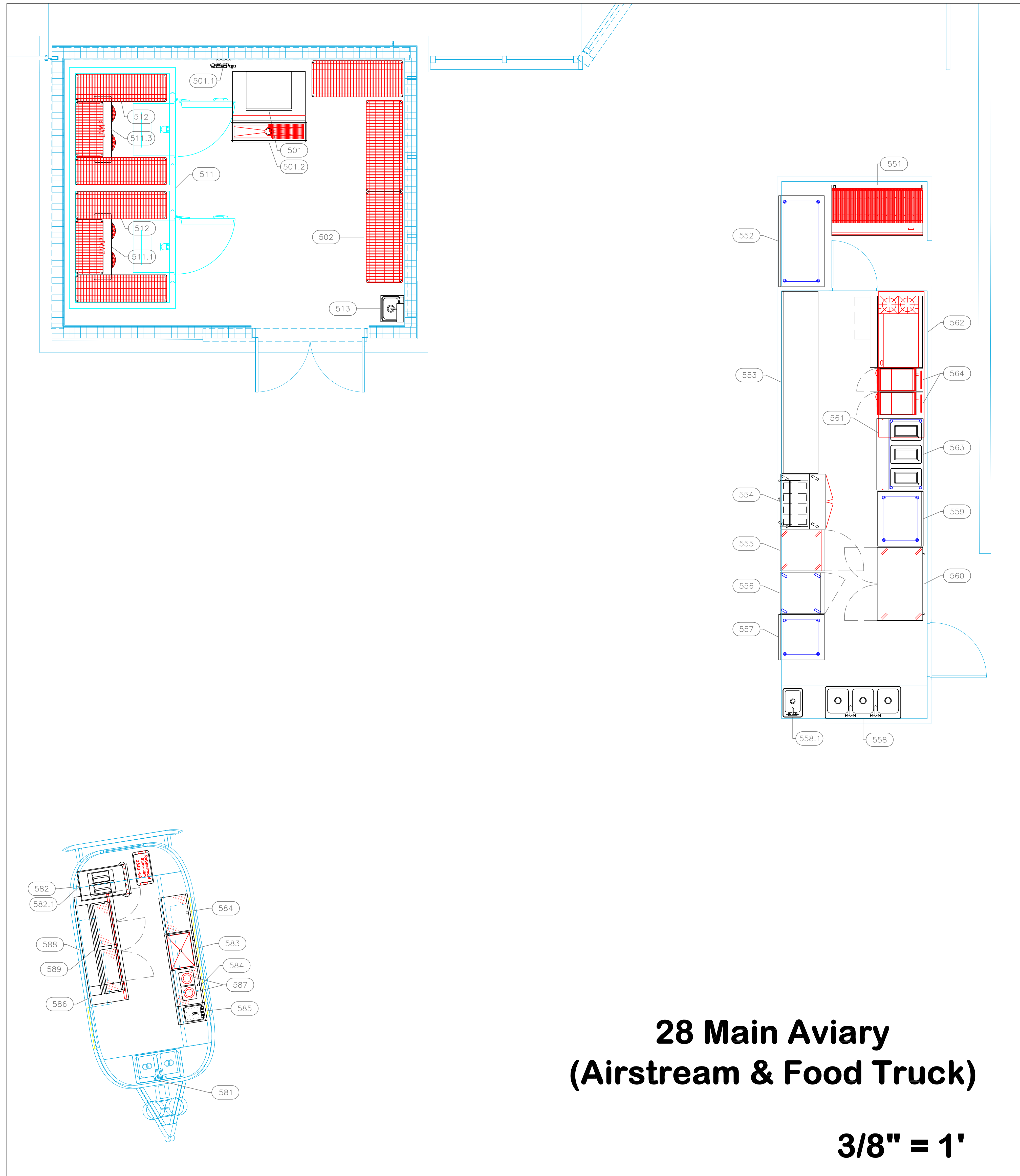






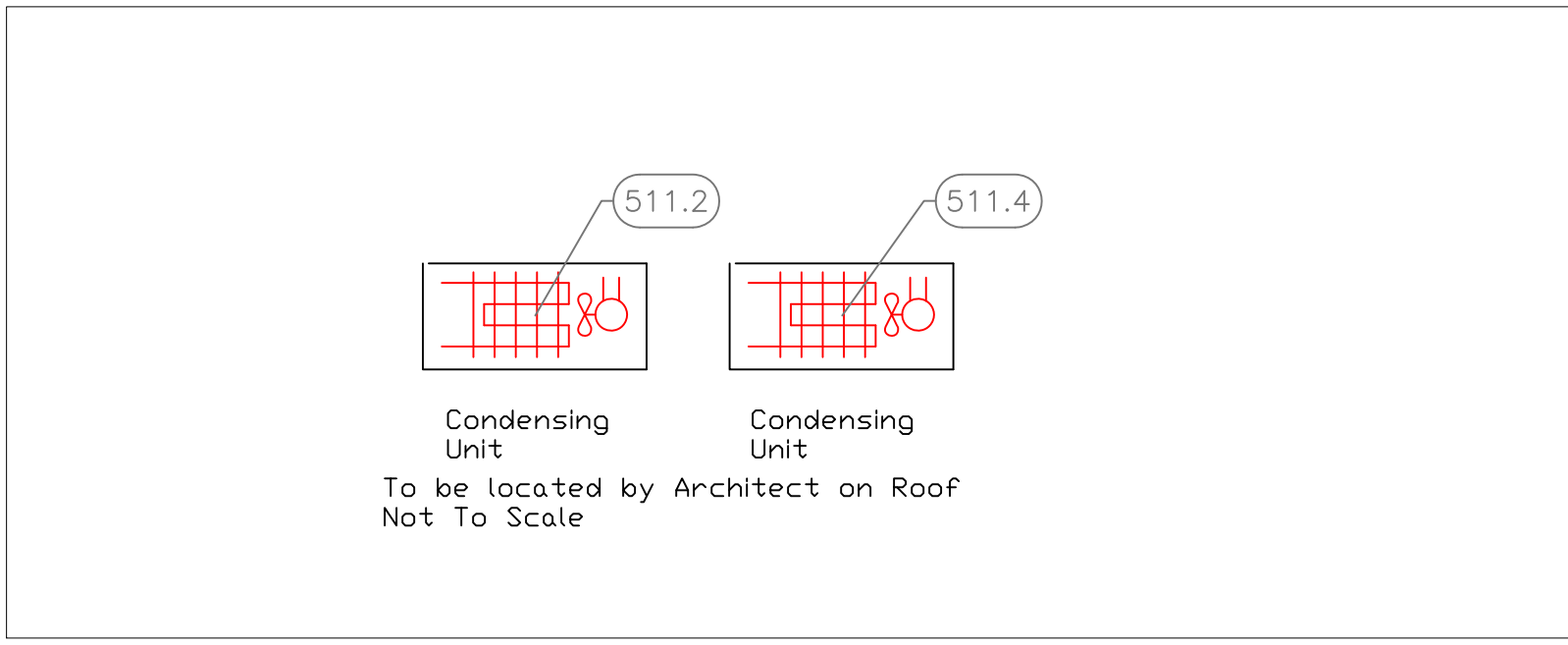


REVISION NO.	DESCRIPTION	DATE



**28 Main Aviary  
(Airstream & Food Truck)  
3/8" = 1"**

ItemNo	Category	Mfr	Model	Quantity	Equipment Remarks
501	Ice Maker, Cube-Style	Hoshizaki	KMD-860MAJ	1	
	Ice Bin for Ice Machines	Hoshizaki	B-800SF	1	
501.1	Water Filtration System, for Ice Machines	Everpure	EV932402	1	
501.2	Floor Trough	Custom Fab	FFTG-1248	1	
502	Wire Shelving Unit	Quantum Food Service	WR63-2460P	3	
511	Walk-In	Arctic Industries	CUSTOM	1	
511.1	Evaporator	Arctic Industries	EVAP	1	
511.2	Remote Condenser Unit	Arctic Industries	COND	1	
511.3	Evaporator	Arctic Industries	EVAP	1	
511.4	Remote Condenser Unit	Arctic Industries	COND	1	
512	Wire Shelving Unit	Quantum Food Service	WR63-1860P	4	
513	Hand Sink	Advance Tabco	7-PS-80	1	
551	Charbroiler, Gas, Countertop	Southbend	HDC-60	1	
552	Work Table, Stainless Steel Top	Advance Tabco	KMS-305	1	Existing
553	Work Table, Cabinet Base Hinged Doors	Advance Tabco	HK-SS-2410M	1	Existing
554	Sandwich / Salad Preparation Refrigerator	True Mfg. - General Foodservice	TSSU-36-08-HC	1	Existing
555	Reach-In Refrigerator	True Mfg. - General Foodservice	T-23-HC	1	Existing
556	Reach-In Freezer	True Mfg. - General Foodservice	T-23F-HC	1	Existing
557	Work Table, Stainless Steel Top	Advance Tabco	KMS-300	1	Existing
558	Drop-In Sink	Advance Tabco	DI-3-1410	1	Existing
558.1	Drop-In Sink	Advance Tabco	DI-1-10	1	Existing
559	Work Table, Stainless Steel Top	Advance Tabco	KMS-303	1	
560	Undercounter Refrigerator	True Mfg. - General Foodservice	TUC-48-HC	1	Existing
561	Exhaust Hood	Captive-Aire	HOOD	1	Existing
562	Range, 48", 2 Open Burners, 36" Griddle	Southbend	S48DC-3GR	1	
	Salamander Broiler, Gas	Southbend	P36-RAD	1	
563	Hot Food Serving Counter / Table	Advance Tabco	SW-3E-240	1	
564	Gas Floor Fryer	Southbend	SB45S	2	
581	Drop-In Sink	Advance Tabco	DI-2-1410	1	Existing
582	Frozen Drink Machine, Non-Carbonated, Cylinder Type	Spaceman	6455-C	1	
582.1	Equipment Stand	Custom Fab	STAND	1	
583	Ice Bin	Glastender	IBA-24	1	
584	Drainboard	Glastender	DBCJA-24-LD	2	
585	Hand Sink	Glastender	HSA-12	1	
586	Back Bar Cabinet, Refrigerated	Glastender	C1FL72	1	
586.1	Equipment Stand	Custom Fab	STAND	1	
587	Blender, Bar	Waring	MX1500TX	2	
588	Liquor Bottle Display	Glastender	LLDG-60	1	
589	Bar Ice Display	Glastender	GDU-12X60	1	



## EQUIPMENT LAYOUT

All Dimensions to be verified on the job site.  
Actual locations for floor drains, and any ventilating equipment to be determined by Engineer.  
Mechanical, Plumbing & Electrical to be checked and verified by Customers MEP Engineer.  
Remote Condensing Units to be located by Architect.  
Exhaust & Supply fans to be located by Architect.

ARCHITECT

HKS ARCHITECTS, INC.  
#AA F000119  
2025 SALZEDO STREET, 4TH FLOOR  
CORAL GABLES, FLORIDA 33134

STRUCTURAL ENGINEER

DESMONE CONSULTING ENGINEERS  
800 BRICKELL AVENUE, 6TH FLOOR  
MIAMI, FLORIDA 33131

MEP / LV / LIGHTING ENGINEER

EXP  
241 NORTH BROADWAY SUITE 203  
MILWAUKEE, WISCONSIN 53202

LANDSCAPE ARCHITECT

EDSA  
1512 E. BROWARD BOULEVARD, SUITE 110  
FOR LAUDERDALE, FLORIDA 33301



PROJECT LOCATION

JUNGLE ISLAND  
1111 PARROT JUNGLE TRAIL  
MIAMI, FLORIDA 33132

OWNER

ESJ CAPITAL PARTNERS  
19950 W. COUNTRY CLUB DR #800  
AVENTURA, FLORIDA 33180

OWNER CONSULTANTS:

OWNER REPRESENTATIVE

GARDNER & THEOBALD  
350 LINCOLN ROAD  
MIAMI BEACH, FLORIDA 33139

CIVIL ENGINEER

LANGAN  
PARKSIDE CORPORATE CENTER  
15150 NW 75 COURT, SUITE 200  
MIAMI LAKES, FLORIDA 33016

AQUATIC ENGINEER

MARTIN AQUATIC DESIGN & ENGINEERING  
180 SOUTH ORANGE AVENUE, SUITE 1220  
ORLANDO, FLORIDA 32801  
THE PLAZA SOUTH TOWER

ANIMAL AQUATIC ENGINEER

SATCHELL ENGINEERING & ASSOCIATES  
2890 S. SANTE FE AVE SUITE 108  
SAN MARCOS, CALIFORNIA 92069

THEATRICAL ENGINEER

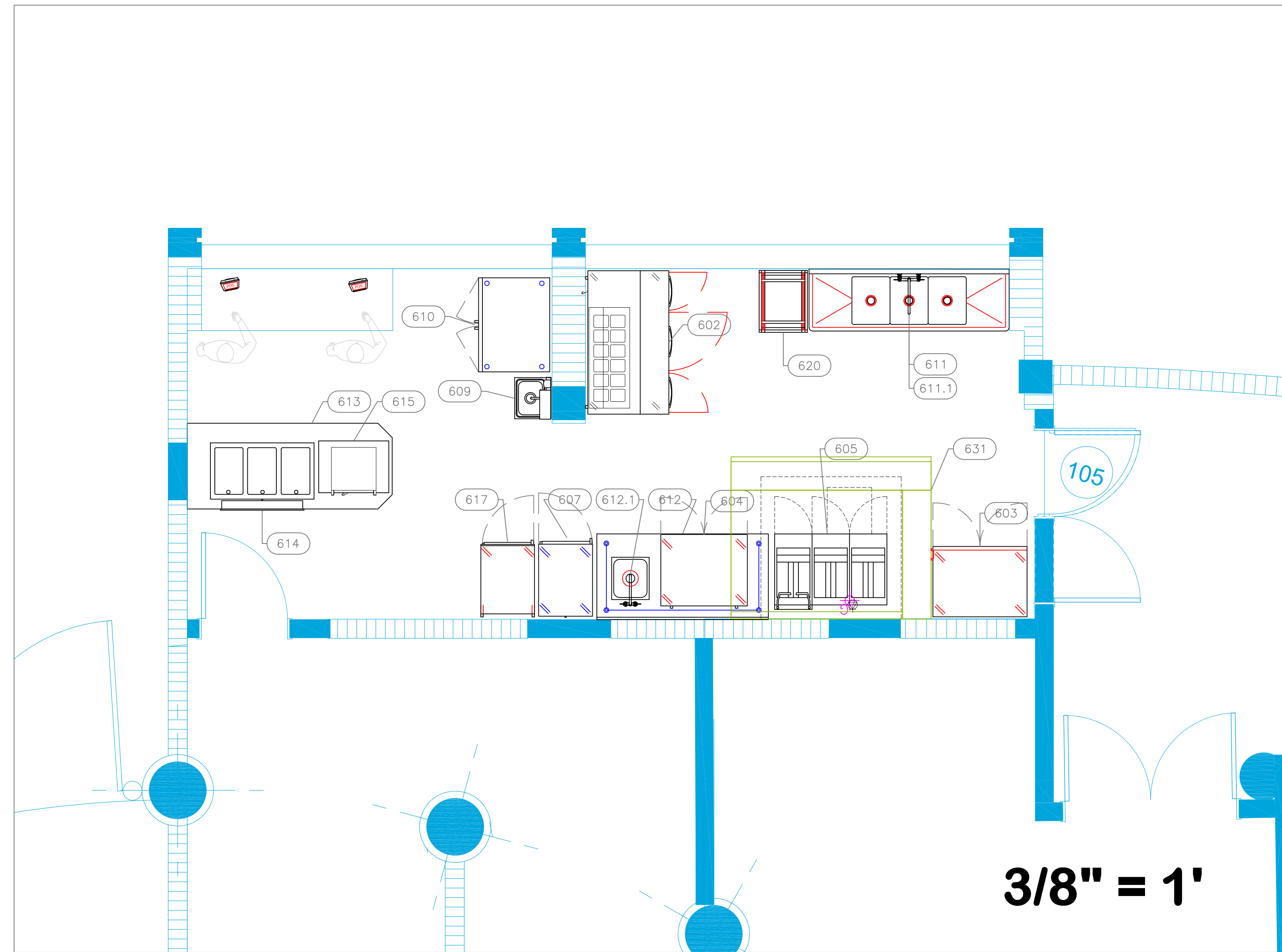
ALL-PRO INTEGRATION SYSTEMS  
806 BEVERLY PARKWAY  
PENSACOLA, FLORIDA 32505

KITCHEN CONSULTANT

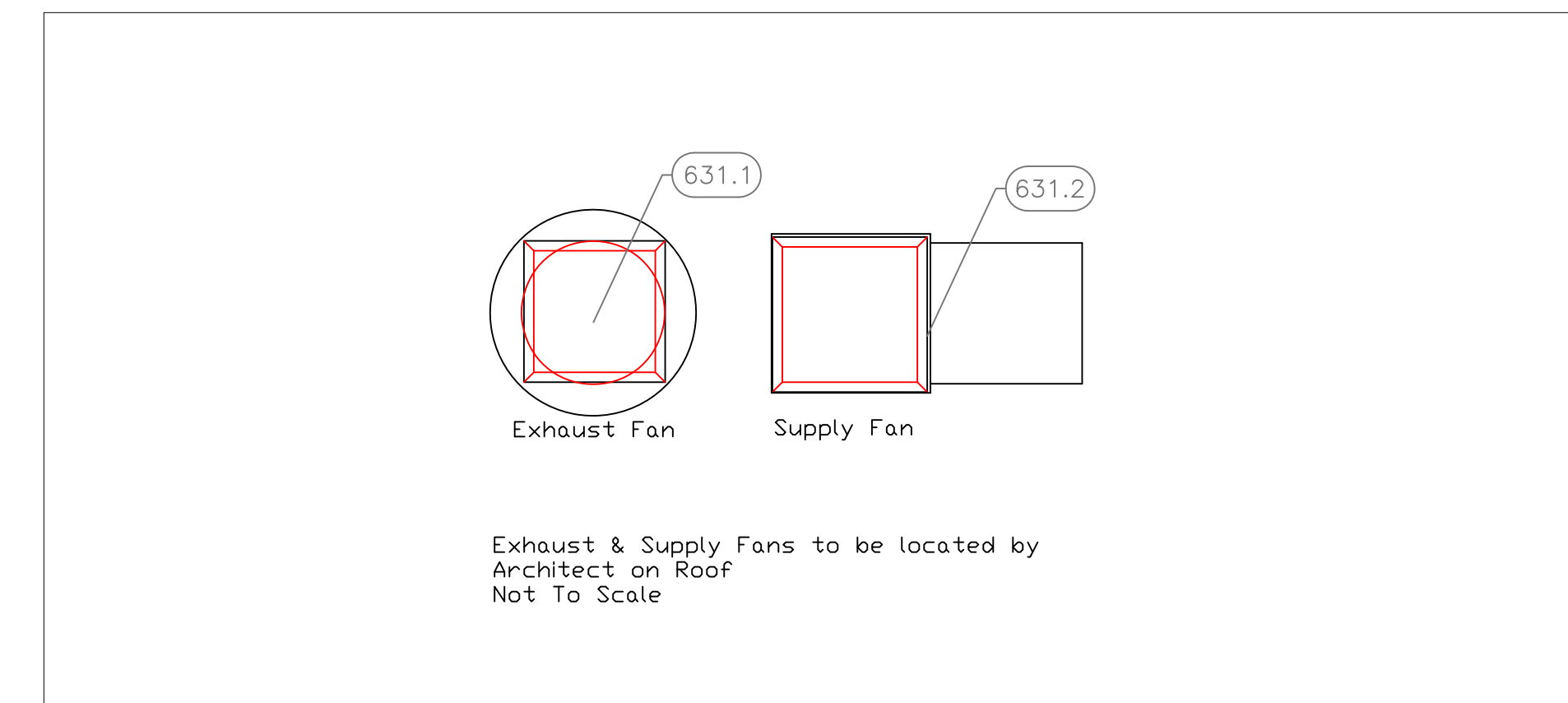
UNI-SOURCE SUPPLY INTERNATIONAL, INC.  
2055 W 73RD STREET  
MIAMI, FLORIDA 33016

WATERPARK CONSULTANT

WHITEWATER  
180-6651 FRASERWOOD PLACE  
RICHMOND, BC V6W1J3



ItemNo	Category	Mfr	Model	Quantity	Equipment Remarks
601	Spare Number				
602	Sandwich / Salad Preparation Refrigerator	Continental Refrigerator	RA60N12	1	Future
603	Reach-In Freezer	True Mfg. - General Foodservice	TS-35F-HC	1	Future
604	Undercounter Refrigerator	True Mfg. - General Foodservice	TUC-36-LP-HC	1	Future
605	Gas Fryer	Frymaster	FPPH355	1	Future
607	Heated Holding Cabinet	Alto-Shaam	1000-UP	1	Future
609	Hand Sink	Advance Tabco	7-PS-80	1	Future
610	Refrigerated Merchandiser	True Mfg. - General Foodservice	GDM-35-HC-TSL01	1	Future
611	Three (3) Compartment Sink	Advance Tabco	FC-3-1620-18RL	1	Future
611.1	Wall / Splash Mount Faucet	Krowne	14-814L	1	Future
612	Work Table, Stainless Steel Top	Advance Tabco	TKMS-366	1	Future
	Weld-In Sink	Advance Tabco	TA-11J	1	Future
612.1	Deck Mount Faucet	Krowne	15-412L	1	Future
613	Table	Custom Fab	TABLE	1	Future
614	Hot Food Well Unit, Drop-In, Electric	Wells	MOD-300TDM/AF	1	Future
615	French Fry Warmer	Hatco	GRFHS-PT26	1	Future
617	Cook Hold Oven Cabinet Smoker, Electric	Alto-Shaam	1000-SK/I	1	Future
620	Bun / Sheet Pan Rack	Advance Tabco	PR20-3W	1	Future
631	Hood - Serpentarium	Captive-Aire	HOOD	1	Future
631.1	Exhaust Fan	Captive-Aire	E-FAN	1	Future
631.2	Supply Fan	Captive-Aire	S-FAN	1	Future

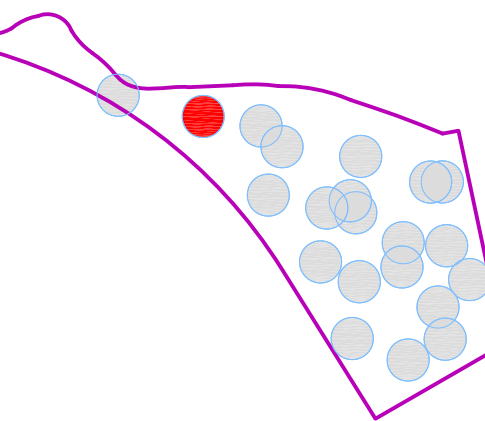


## 38 Serpentarium F&B

### EQUIPMENT LAYOUT

All Dimensions to be verified on the job site.  
Actual locations for floor drains, and any ventilating  
equipment to be determined by Engineer.  
Mechanical, Plumbing & Electrical to be checked and verified  
by Customers MEP Engineer.  
Remote Condensing Units to be located by Architect.  
Exhaust & Supply fans to be located by Architect.

KEY PLAN



REVISION

NO.	DESCRIPTION	DATE

HKS PROJECT NUMBER

24391.000

DATE

11/19/2021

ISSUE

100% CONSTRUCTION

DOCUMENTS

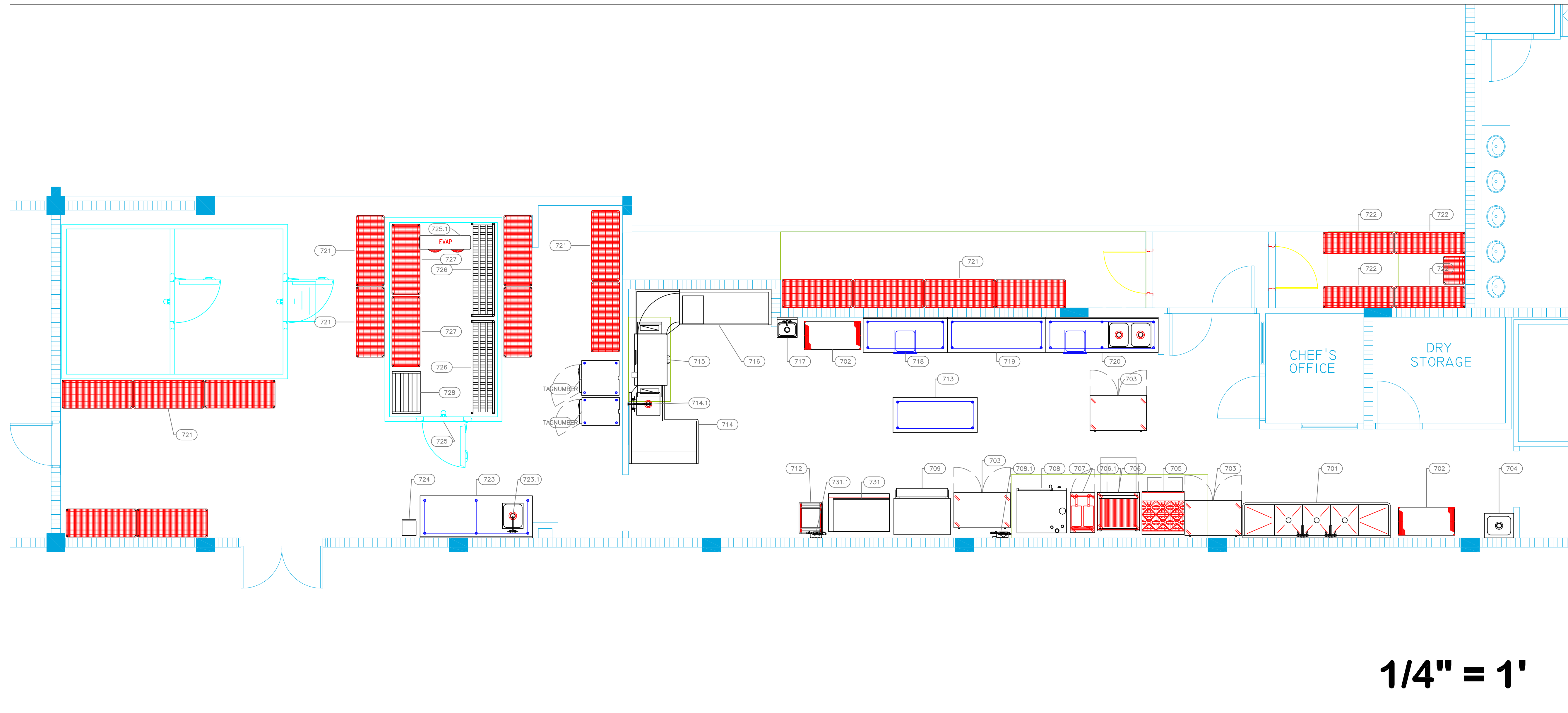
SHEET TITLE

#38 Serpentarium

Equipment Layout

SHEET NO.

38.K1.6



1/4" = 1'

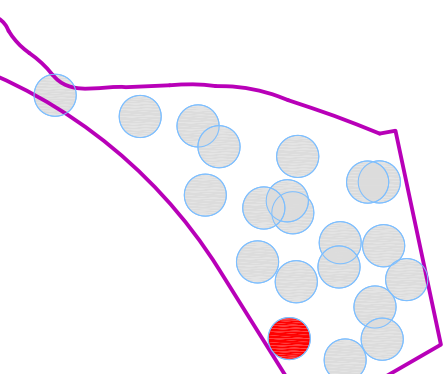
EQUIPMENT SCHEDULE					
ItemNo	Category	Mfr	Model	Quantity	Equipment Remarks
701	Three (3) Compartment Sink	Advance Tabco	FC-3-2424-24RL	1	Existing
702	Wire Shelving Unit	GLOBAL INDUSTRIAL	24486N	2	Existing
703	Undercounter Refrigerator	True Mfg. - General Foodservice	TUC-48-HC	3	Existing
704	Mop Sink	Advance Tabco	9-OP-20	1	Existing
705	HD Range, 36", 6 Open Burners	Vulcan	V6B36S	1	Existing
706	Charbroiler, Gas, Countertop	Vulcan	VACB36	1	Existing
706.1	Chef Base	True Mfg. - General Foodservice	TRCB-36	1	Existing
707	Gas Floor Fryer	Vulcan	1GR85M	1	Existing
708	Combi Oven, Gas	RATIONAL	ICP 10-FULL NG 208/240V 1 PH (LM100EG)	1	
708.1	Water Filtration System, for Steam Equipment	Everpure	EV979740	1	
709	Ice Bin for Ice Machines	Follett	SG1300S-48	1	Existing
710	Reach-In Refrigerator	Traulsen	RHT132W-FHS	1	Existing
711	Reach-In Freezer	Traulsen	RLT132DUT-FHS	1	Existing
712	Bun / Sheet Pan Rack	Advance Tabco	PR20-3W	1	Existing
713	Work Table, Stainless Steel Top	Advance Tabco	MS-306	1	Existing
714	Dishable, Soiled "L" Shaped	Advance Tabco	DTS-D30-60L	1	
714.1	Pre-Rinse Faucet Assembly	Krowne	17-108WL	1	
715	Dishwasher, Conveyor Type	Jackson WWS	RACKSTAR 44CE ENERGY RECOVERY	1	Existing
716	Dishable, Clean "L" Shaped	Advance Tabco	DTC-K30-120R	1	Existing
717	Hand Sink	Advance Tabco	7-PS-20	1	Existing
718	Work Table, Stainless Steel Top	Advance Tabco	KMS-306	1	Existing
719	Work Table, Stainless Steel Top	Advance Tabco	KMS-307	1	Existing
720	Work Table, Stainless Steel Top	Advance Tabco	KMS-308	1	Existing
	Weld-in Sink	Advance Tabco	TA-11A-2	1	Existing
721	Wire Shelving Unit	Quantum Food Service	WR83-2460P	15	
722	Wire Shelving Unit	Quantum Food Service	WR83-1860P	4	
723	Work Table, Stainless Steel Top	Advance Tabco	TKMS-368	1	
	Weld-in Sink	Advance Tabco	TA-11B	1	
723.1	Deck Mount Faucet	Krowne	15-412L	1	
724	Receiving Scale	Rubbermaid	FG401088	1	
725	Walk-in	Arctic Industries	CUSTOM	1	
725.1	Evaporator	Arctic Industries	EVAP	1	
725.2	Remote Condenser Unit	Arctic Industries	COND	1	
726	Keg Storage Rack	Advance Tabco	KR-80	2	
727	Wire Shelving Unit	Quantum Food Service	WR83-2460P	2	
728	Dunnage Rack	Advance Tabco	DUN-2436	1	
731	Ice Maker, Cube-Style	Hoshizaki	KM-1601SAJ	1	
	Ice Bin for Ice Machines	Hoshizaki	B-900PF	1	
731.1	Water Filtration System, for Ice Machines	Everpure	EV932402	1	

# 11 Flying Squirrel Prep Kitchen

## EQUIPMENT LAYOUT

All Dimensions to be verified on the Job site.  
Actual locations for floor drains, and any ventilating  
equipment to be determined by Engineer.  
Mechanical, Plumbing & Electrical to be checked and verified  
by Customers MEP Engineer.  
Remote Condensing Units to be located by Architect.  
Exhaust & Supply fans to be located by Architect.

KEY PLAN



REVISION  
NO. DESCRIPTION DATE

NO.	DESCRIPTION	DATE

HKS PROJECT NUMBER

24391.000

DATE

11/19/2021

ISSUE

**100% CONSTRUCTION DOCUMENTS**

SHEET TITLE

**#11 Flying Squirrel  
Equipment Layout**

SHEET NO.

**11.K1.7**



**ARCHITECT**

HKS ARCHITECTS, INC.  
#AA F000119  
2025 SALZEDO STREET, 4TH FLOOR  
CORAL GABLES, FLORIDA, 33134

**STRUCTURAL ENGINEER**

DESMONE CONSULTING ENGINEERS  
800 BRICKELL AVENUE, 6TH FLOOR  
MIAMI, FLORIDA, 33131

**MEP / LV / LIGHTING ENGINEER**

EXP  
241 NORTH BROADWAY SUITE 203  
MILWAUKEE, WISCONSIN 53202

**LANDSCAPE ARCHITECT**

EDSA  
1512 E. BROWARD BOULEVARD, SUITE 110  
FOR LAUDERDALE, FLORIDA 33301

**JUNGLE ISLAND**

**PROJECT LOCATION**

JUNGLE ISLAND  
1111 PARROT JUNGLE TRAIL  
MIAMI, FLORIDA 33132

**OWNER**

ESJ CAPITAL PARTNERS  
19950 W. COUNTRY CLUB DR #800  
AVENTURA, FLORIDA 33180

**OWNER CONSULTANTS:**

**OWNER REPRESENTATIVE**

GARDINER & THEOBALD  
350 LINCOLN ROAD  
MIAMI BEACH, FLORIDA 33139

**CIVIL ENGINEER**

LANGAN  
PARKSIDE CORPORATE CENTER  
15150 NW 75 COURT, SUITE 200  
MIAMI LAKES, FLORIDA 33016

**AQUATIC ENGINEER**

MARTIN AQUATIC DESIGN & ENGINEERING  
180 SOUTH ORANGE AVENUE, SUITE 1220  
ORLANDO, FLORIDA 32801  
THE PLAZA SOUTH TOWER

**ANIMAL AQUATIC ENGINEER**

SATCHELL ENGINEERING & ASSOCIATES  
2890 S. SANTE FE AVE SUITE 106  
SAN MARCOS, CALIFORNIA 92069

**THEATRICAL ENGINEER**

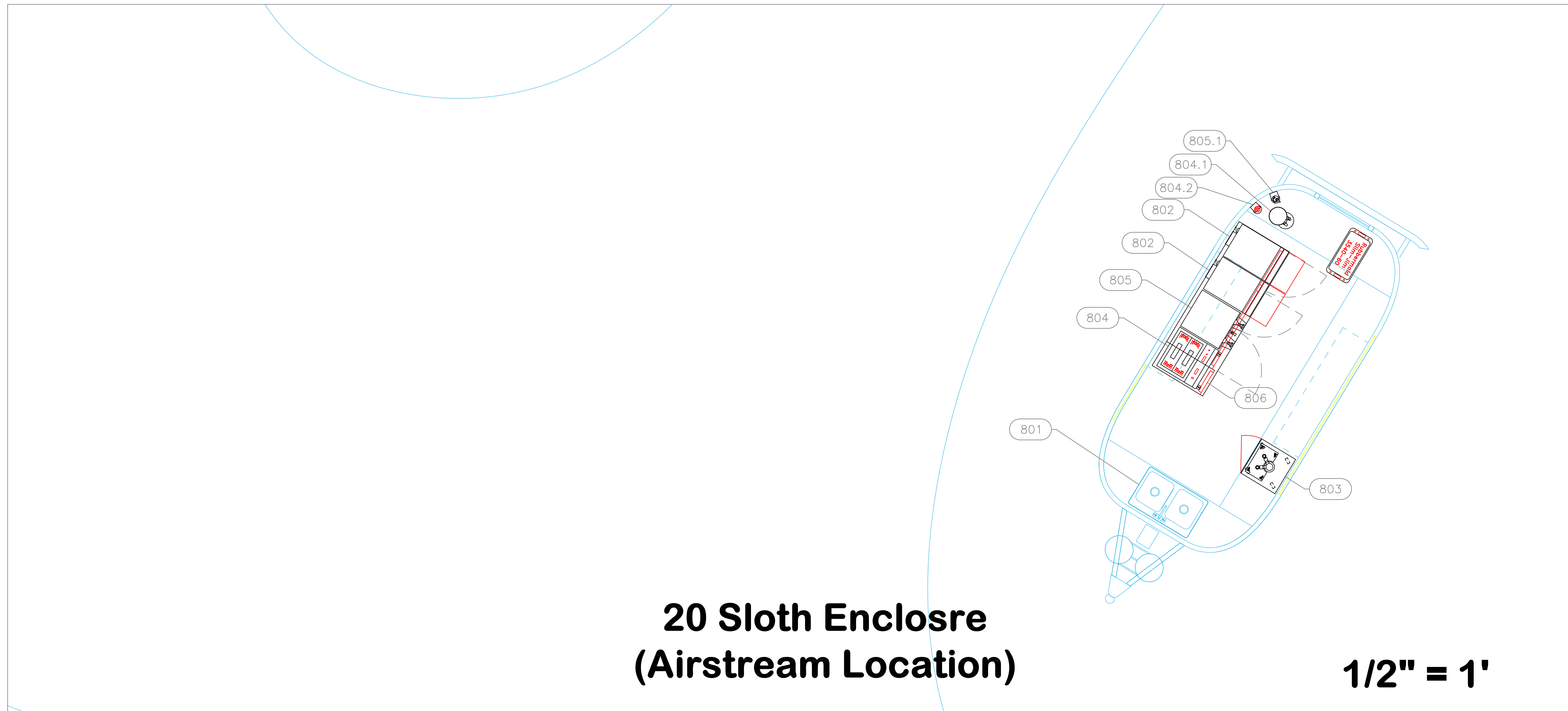
ALL-PRO INTEGRATION SYSTEMS  
806 BEVERLY PARKWAY  
PENSACOLA, FLORIDA 32505

**KITCHEN CONSULTANT**

UNI-SOURCE SUPPLY INTERNATIONAL, INC.  
2055 W 73RD STREET  
MIAMI, FLORIDA 33016

**WATERPARK CONSULTANT**

WHITEWATER  
180-6651 FRASERWOOD PLACE  
RICHMOND, BC V6W1J3



**20 Sloth Enclosure  
(Airstream Location)**

**1/2" = 1'**

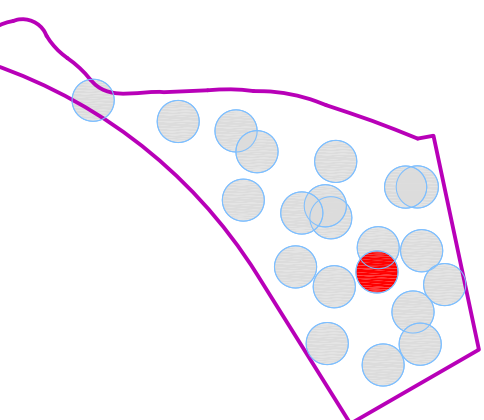
**EQUIPMENT SCHEDULE**

ItemNo	Category	Mfr	Model	Quantity	Equipment Remarks
801	Drop-In Sink	Advance Tabco	DI-2-1410	1	Existing
802	Rapid Cook Oven	Merrychef	E1S	2	
803	Cold Brew Coffee Dispenser	Multiplex	ND21TS59	1	
804	Espresso Cappuccino Machine	Astra Manufacturing	M2CS 019	1	
804.1	Coffee Grinder	Astra Manufacturing	MG 008	1	
804.2	Water Filtration System, for Espresso & Tea Machines	Everpure	EV927570	1	
805	Coffee Brewer	BUNN	20900.0010	1	
805.1	Water Filtration System, for Coffee Brewers	Everpure	EV927200	1	
806	Back Bar Cabinet, Refrigerated	Glastender	C1FL72	1	
806.1	Equipment Stand	Custom Fab	STAND	1	

**EQUIPMENT LAYOUT**

All Dimensions to be verified on the job site.  
Actual locations for floor drains, and any ventilating equipment to be determined by Engineer.  
Mechanical, Plumbing & Electrical to be checked and verified by Customers MEP Engineer.  
Remote Condensing Units to be located by Architect.  
Exhaust & Supply fans to be located by Architect.

**KEY PLAN**



**REVISION**

NO. DESCRIPTION DATE

NO.	DESCRIPTION	DATE

**HKS PROJECT NUMBER**

**24391.000**

**DATE**

**11/19/2021**

**ISSUE**

**100% CONSTRUCTION DOCUMENTS**

**SHEET TITLE**

**#20 Sloth Enclosure  
Area F&B  
Equipment Layout**

**SHEET NO.**

**20.K1.8**

**PROJECT LOCATION**

JUNGLE ISLAND  
1111 PARROT JUNGLE TRAIL  
MIAMI, FLORIDA 33132

**OWNER**  
ESJ CAPITAL PARTNERS  
19950 W. COUNTRY CLUB DR #800  
AVENTURA, FLORIDA 33180

**OWNER CONSULTANTS:**  
**OWNER REPRESENTATIVE**

GARDINER & THEOBALD  
350 LINCOLN ROAD  
MIAMI BEACH, FLORIDA 33139

**CIVIL ENGINEER**  
LANGAN  
PARKSIDE CORPORATE CENTER  
15150 NW 75 COURT, SUITE 200  
MIAMI LAKES, FLORIDA 33116

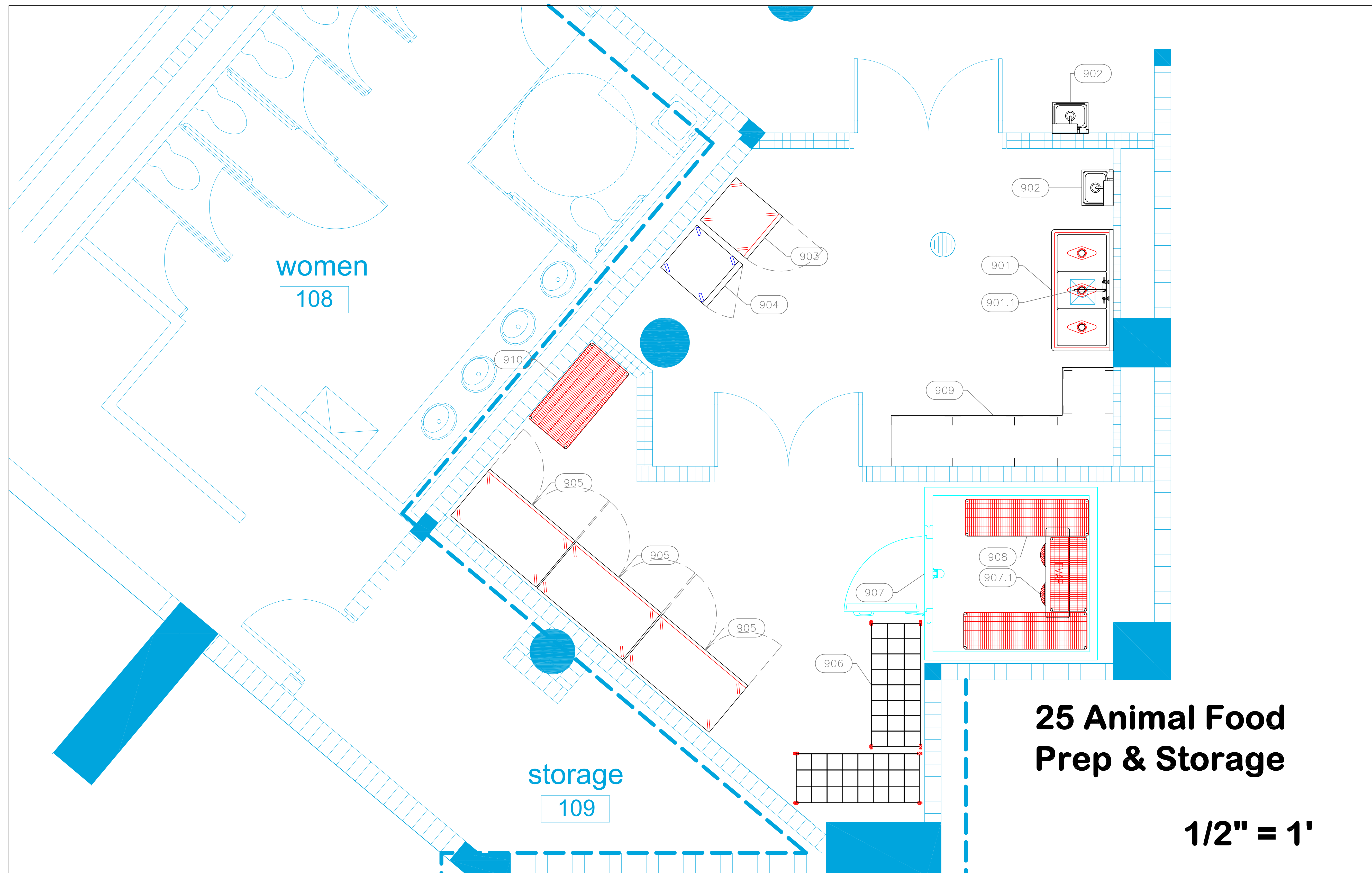
**AQUATIC ENGINEER**  
MARTIN AQUATIC DESIGN & ENGINEERING  
189 SOUTH ORANGE AVENUE, SUITE 1220  
ORLANDO, FLORIDA 32801  
THE PLAZA SOUTH TOWER

**ANIMAL AQUATIC ENGINEER**  
SATCHEL ENGINEERING & ASSOCIATES  
2890 S. SANTE FE AVE SUITE 106  
SAN MARCOS, CALIFORNIA 92069

**THEATRICAL ENGINEER**  
ALL-PRO INTEGRATION SYSTEMS  
806 BEVERLY PARKWAY  
PENSACOLA, FLORIDA 32505

**KITCHEN CONSULTANT**  
UNI-SOURCE SUPPLY INTERNATIONAL, INC.  
2055 W 73RD STREET  
MIAMI, FLORIDA 33116

**WATERPARK CONSULTANT**  
WHITEWATER  
180-6651 FRASERWOOD PLACE  
RICHMOND, BC V6W1J3

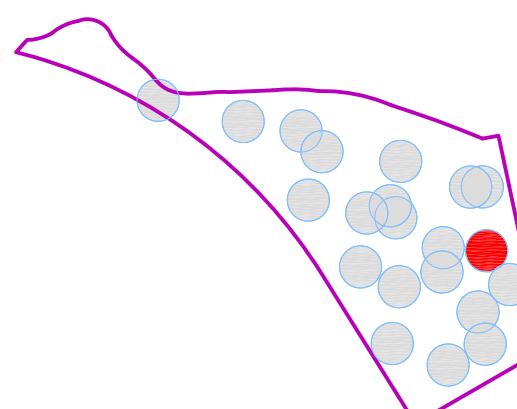


EQUIPMENT SCHEDULE					
ItemNo	Category	Mfr	Model	Quantity	Equipment Remarks
901	Three (3) Compartment Sink	Advance Tabco	FC-3-1824	1	Existing
901.1	Wall / Splash Mount Faucet	Krowne	14-814L	1	Existing
	Faucet, Parts & Accessories	Krowne	21-191L	1	Existing
902	Hand Sink	Advance Tabco	7-PS-80	2	Existing
903	Reach-In Refrigerator	True Mfg. - General Foodservice	T-23-HC	1	Existing
904	Reach-In Freezer	True Mfg. - General Foodservice	T-23F-HC	1	Existing
905	Reach-In Freezer	True Mfg. - General Foodservice	T-49F-HC	3	
906	Wire Shelving Unit	Quantum Food Service	M2460P46E	2	Existing
907	Walk-in	Arctic Industries	CUSTOM	1	
907.1	Evaporator	Arctic Industries	EVAP	1	
907.2	Remote Condenser Unit	Arctic Industries	COND	1	
908	Wire Shelving Unit	Quantum Food Service	WR63-1860P	2	
909	Shelving	Custom	SHELVING	1	Existing
910	Wire Shelving Unit	Quantum Food Service	WR63-2448P	1	

## EQUIPMENT LAYOUT

All Dimensions to be verified on the Job site.  
Actual locations for floor drains, and any ventilating equipment to be determined by Engineer.  
Mechanical, Plumbing & Electrical to be checked and verified by Customers MEP Engineer.  
Remote Condensing Units to be located by Architect.  
Exhaust & Supply fans to be located by Architect.

KEY PLAN



REVISION NO. DESCRIPTION DATE

NO.	DESCRIPTION	DATE

HKS PROJECT NUMBER

**24391.000**

DATE

**11/19/2021**

ISSUE

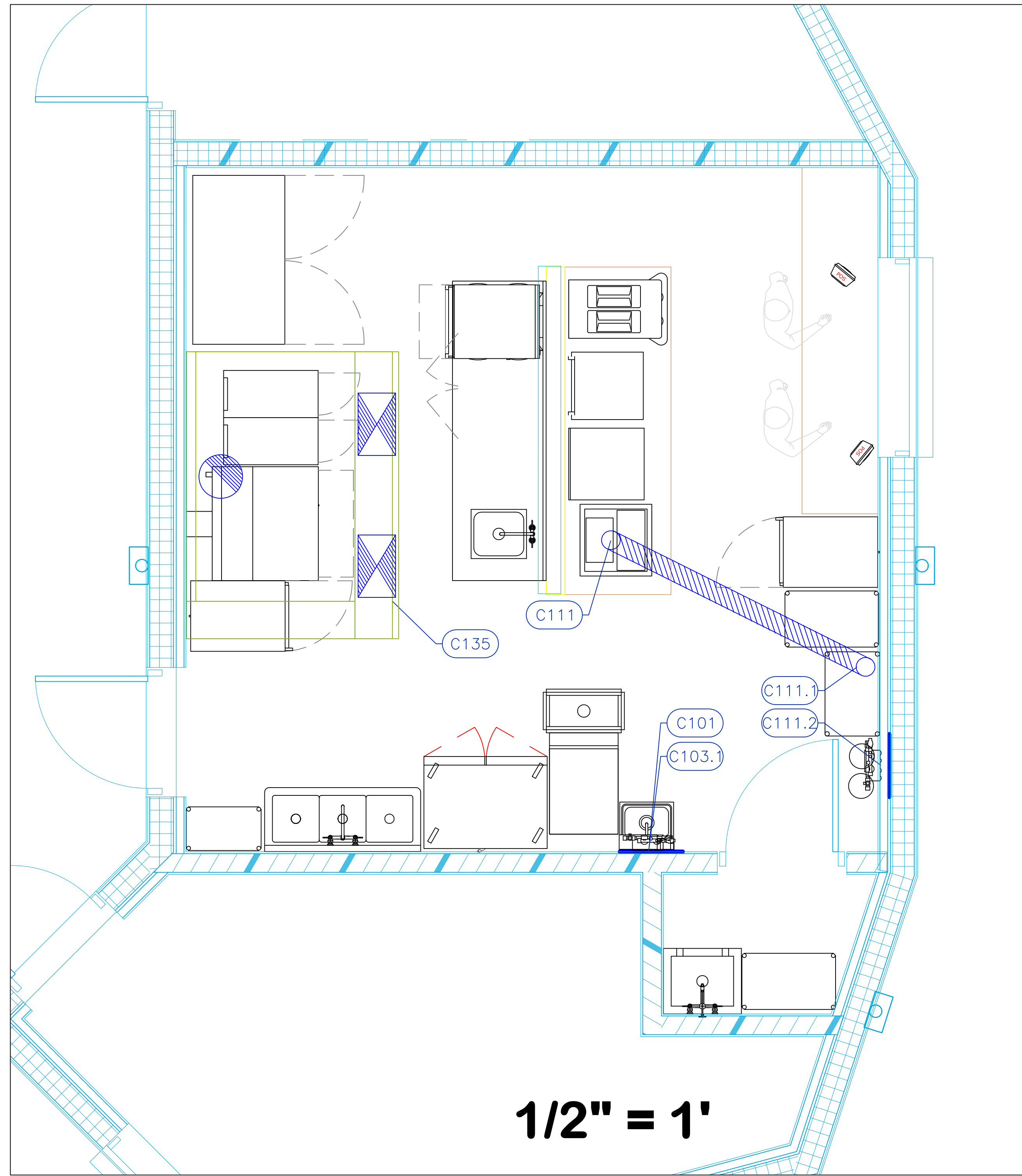
**100% CONSTRUCTION DOCUMENTS**

SHEET TITLE

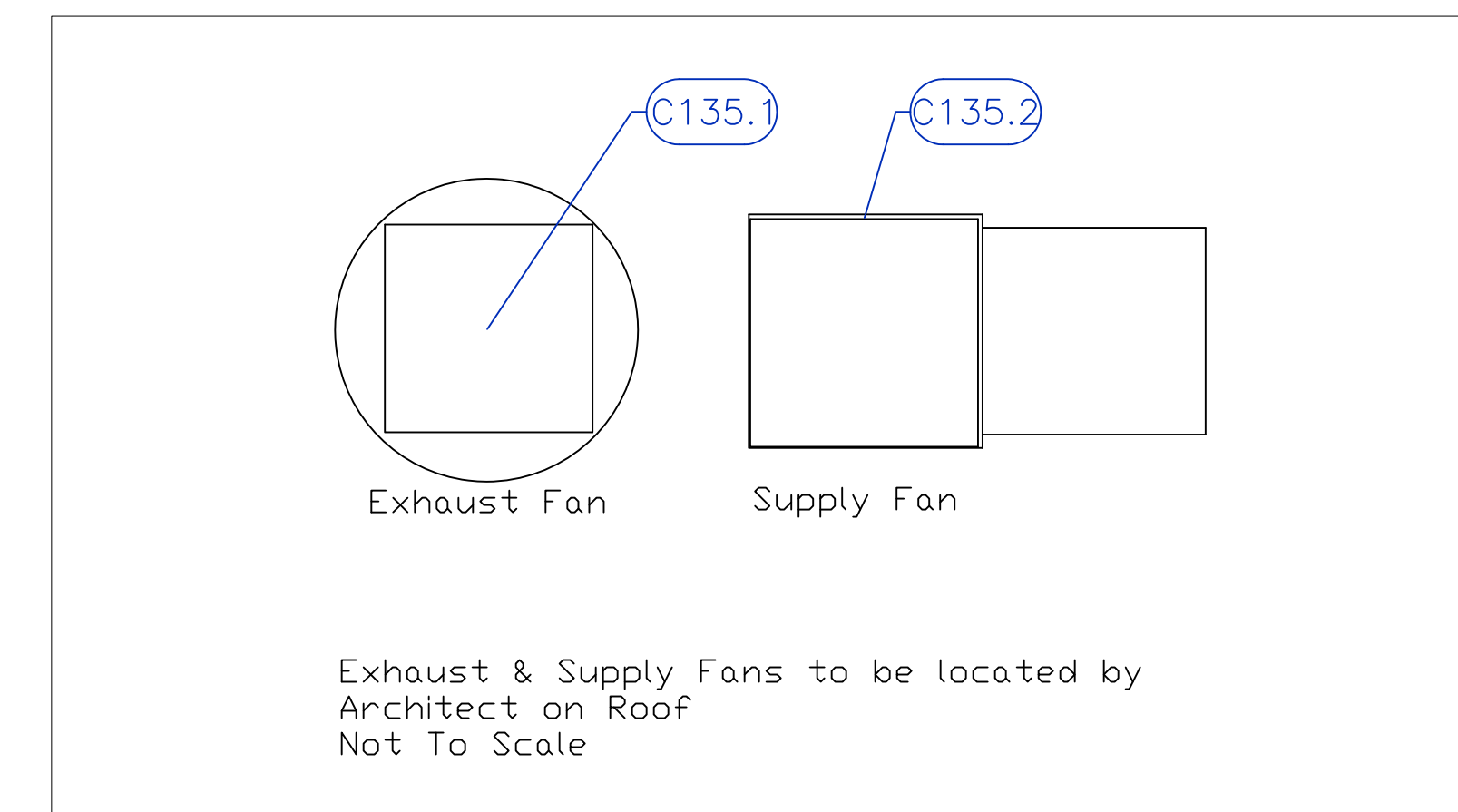
**#25 Animal Food Prep & Storage**

SHEET NO.

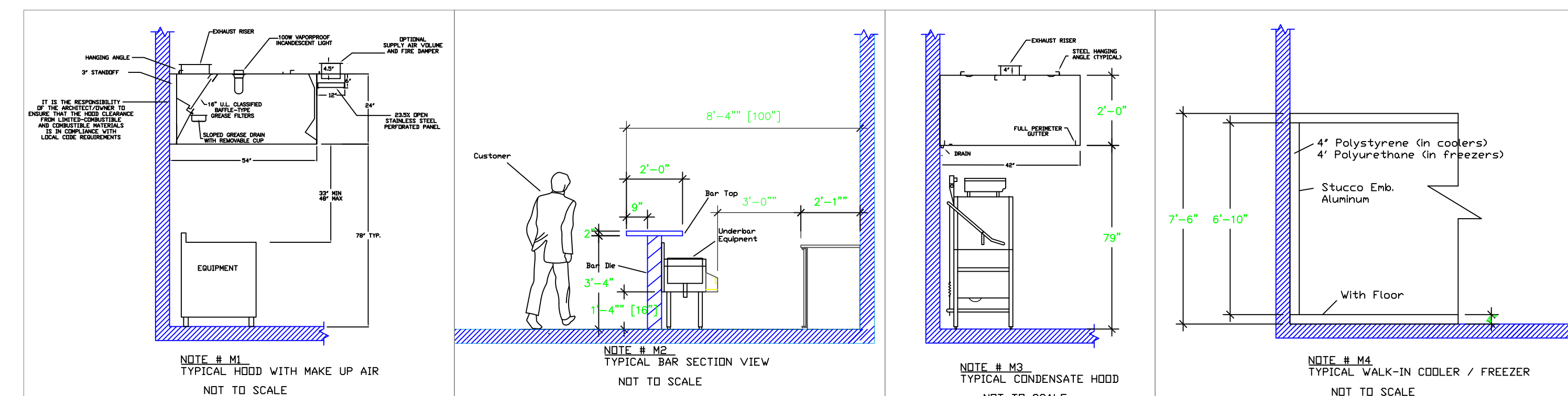
**25.K1.9**



Mechanical Schedule							
ITEM NO.	QTY	DISCRIPTION	EXHAUST (L X W)	EXHAUST (CFM)	Makeup Vent Width	SUPPLY (CFM)	Ventilation Remarks
101	1	Hand Sink					Wall Backing, See Note M9
103.1	1	Water Filtration System, for Ice Machines					Wall Backing, See Note M9
111	1	Soda Ice & Beverage Dispenser, In-Counter					6" Beverage Conduit
111.1	1	Soda Bag And Box					Beverage Conduit 6"
111.2	1	Water Filtration System, for Fountain / Beverage Machines					Wall Backing, See Note M9
135	1	Hood	14" dia	1500	(2) 12"x20"	1200	
135.1	1	Exhaust Fan	26" x 26"	1500			Dim is Roof Opening
135.2	1	Supply Fan			19"x27"	1200	Dim is Roof Opening



## 41 Ticket Upgrade / F&B (by Crossings)



### LEGEND - MECHANICAL

- EXHAUST DUCT COLLAR
- SUPPLY DUCT COLLAR
- INWALL BACKING FOR WALL SHELVES
- RECESSED FLOOR
- RAISED EQUIPMENT PAD

NOTE # M5  
ALL NATIONAL, STATE, AND LOCAL CODES SHALL APPLY

NOTE # M6  
ARCHITECT OR ENGINEER TO SIZE AND LOCATE. CONTRACTOR TO PROVIDE ALL OPENINGS FOR DUCTS, PLUMBING LINES, ELECTRICAL LINES, AND REFRIGERATOR LINES, AS REGULATED BY EQUIPMENT.

NOTE # M7  
SUPPLY FANS TO BE LOCATED A MINIMUM OF 12" FROM EXHAUST FANS.

NOTE # M8  
SHEEP DRAWING SHALL BE PROVIDED BY MANUFACTURER FOR HOODS, EXHAUST FANS, & SUPPLY FANS, ONCE ORDER IS PLACE WITH

NOTE # M9  
GENERAL CONTRACTOR TO PROVIDE 2" POLYSTYRENE WALL BACKING FROM 48" TO 78" AFF FOR ALL WALL MOUNTED EQUIPMENT. UNI-SOURCE NOT RESPONSIBLE FOR SHELF SECURITY, IF BACKING NOT INSTALLED.

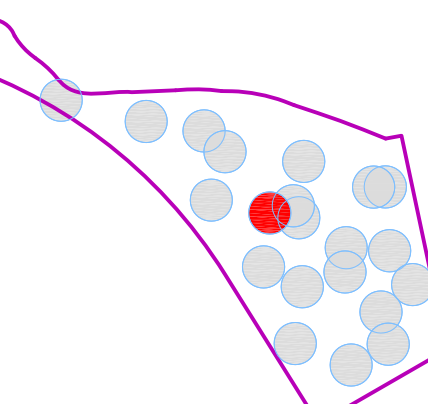
NOTE # M10  
CEILING HEIGHTS TO BE VERIFIED FOR SUFFICIENT CLEARANCE FOR EQUIPMENT.

NOTE # M11  
REFRIGERATION CONTRACTOR TO HANG EVAPORATORS FOR WALK-IN COOLERS & CHARGE LINES BETWEEN EVAP. & CONDENSING UNIT.

## Equipment MECHANICAL Service Requirements

All Dimensions to be verified on the job site. Actual locations for floor drains, and any ventilating equipment to be determined by Engineer. Mechanical, Plumbing & Electrical to be checked and verified by Customers MEP Engineer. Remote Condensing Units to be located by Architect. Exhaust & Supply fans to be located by Architect.

KEY PLAN



REVISION NO. DESCRIPTION DATE

REVISION NO.	DESCRIPTION	DATE

HKS PROJECT NUMBER

**24391.000**

DATE

**11/19/2021**

ISSUE

**100% CONSTRUCTION DOCUMENTS**

SHEET TITLE

**#41 Crossings Mechanical**

SHEET NO.

**41.K2.1**

**ARCHITECT**  
HKS ARCHITECTS, INC.  
#AA F000119  
2005 SALZEDO STREET, 4TH FLOOR  
CORAL GABLES, FLORIDA, 33134

**STRUCTURAL ENGINEER**  
DESIMONE CONSULTING ENGINEERS  
800 BRICKELL AVENUE, 6TH FLOOR  
MIAMI, FLORIDA, 33131

**MEP / LV / LIGHTING ENGINEER**  
EXP  
241 NORTH BROADWAY SUITE 203  
MILWAUKEE, WISCONSIN 53202

**LANDSCAPE ARCHITECT**  
EDSA  
1512 E. BROWARD BOULEVARD, SUITE 110  
FOR LAUDERDALE, FLORIDA 33301



**PROJECT LOCATION**

JUNGLE ISLAND  
1111 PARROT JUNGLE TRAIL  
MIAMI, FLORIDA 33132

**OWNER**  
ESJ CAPITAL PARTNERS  
19950 W. COUNTRY CLUB DR #800  
AVENTURA, FLORIDA 33180

**OWNER CONSULTANTS:**  
**OWNER REPRESENTATIVE**  
GARDINER & THEOBALD  
350 LINCOLN ROAD  
MIAMI BEACH, FLORIDA 33139

**CIVIL ENGINEER**  
LANGAN  
PARKSIDE CORPORATE CENTER  
15150 NW 75 COURT, SUITE 200  
MIAMI LAKES, FLORIDA 33116

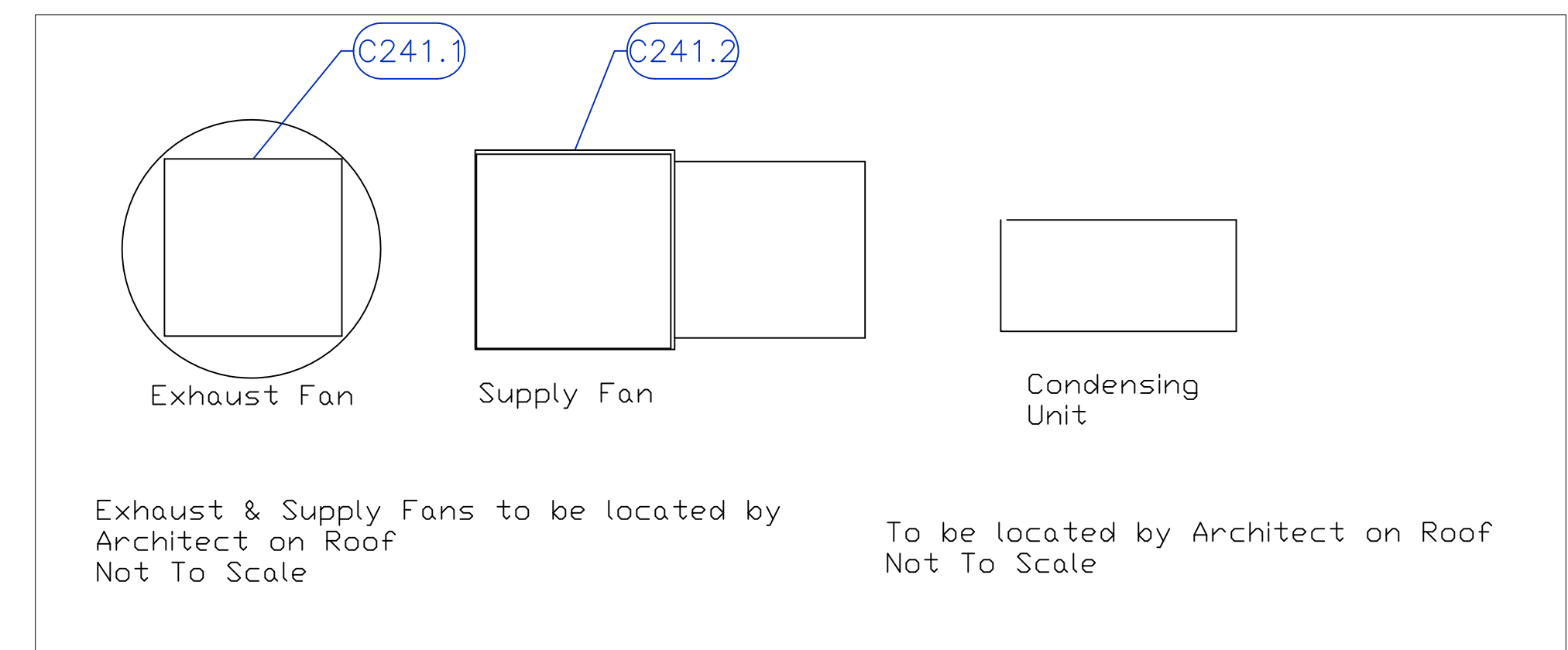
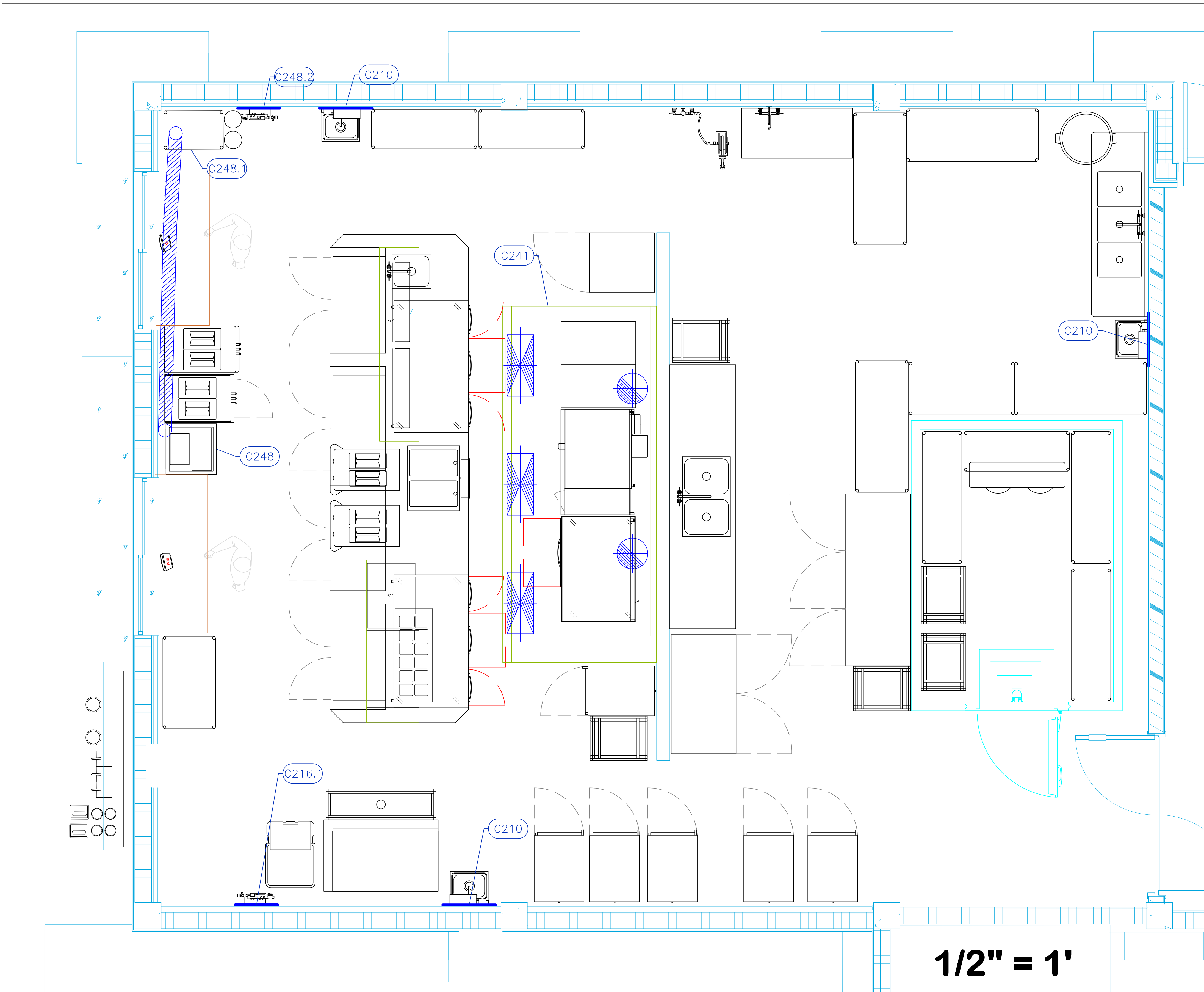
**AQUATIC ENGINEER**  
MARTIN AQUATIC DESIGN & ENGINEERING  
180 SOUTH ORANGE AVENUE, SUITE 1220  
ORLANDO, FLORIDA 32801  
THE PLAZA SOUTH TOWER

**ANIMAL AQUATIC ENGINEER**  
SATCHEL ENGINEERING & ASSOCIATES  
2890 S. SANTE FE AVE SUITE 108  
SAN MARCOS, CALIFORNIA 92069

**THEATRICAL ENGINEER**  
ALL-PRO INTEGRATION SYSTEMS  
808 BEVERLY PARKWAY  
PENSACOLA, FLORIDA 32505

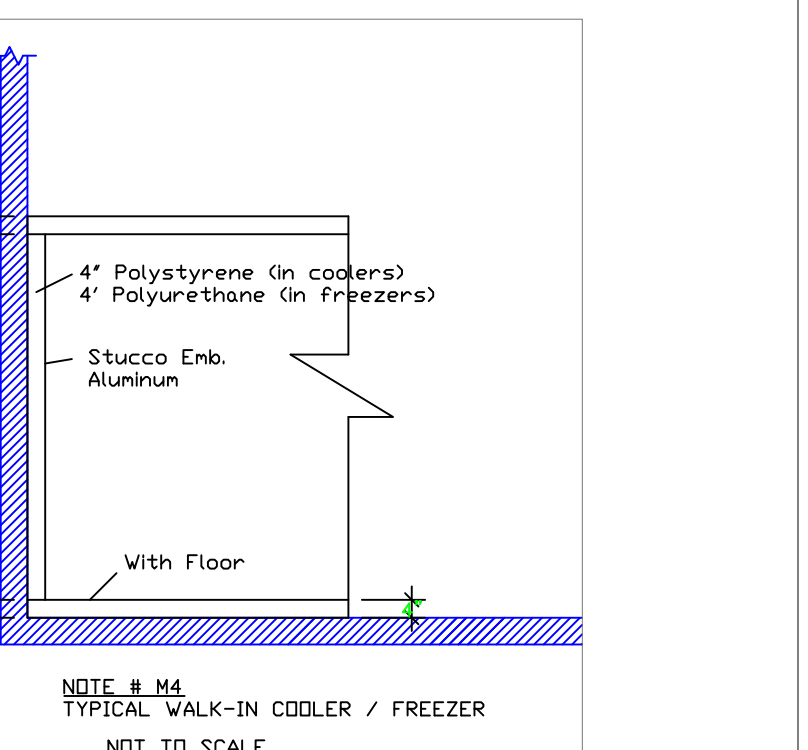
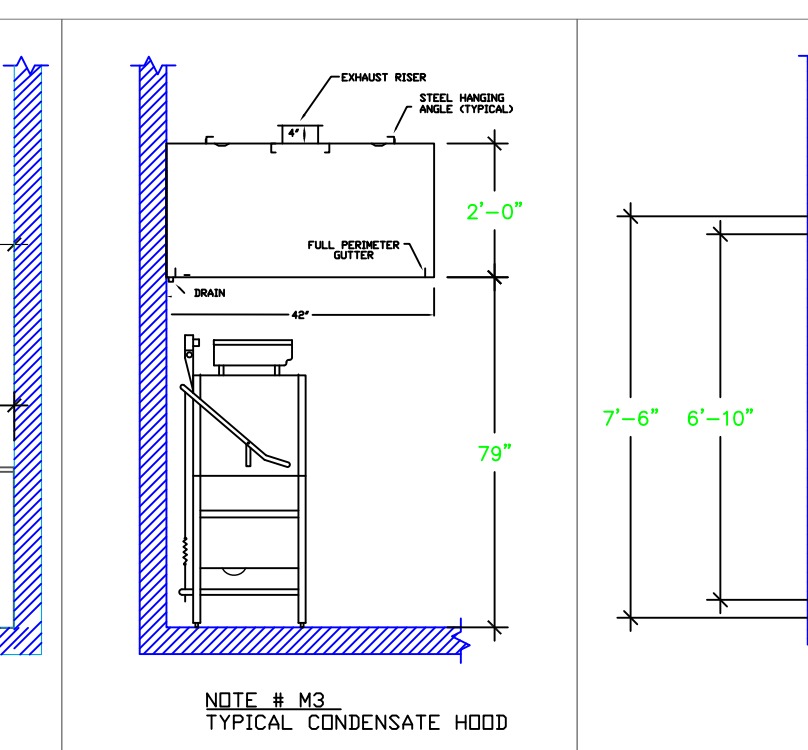
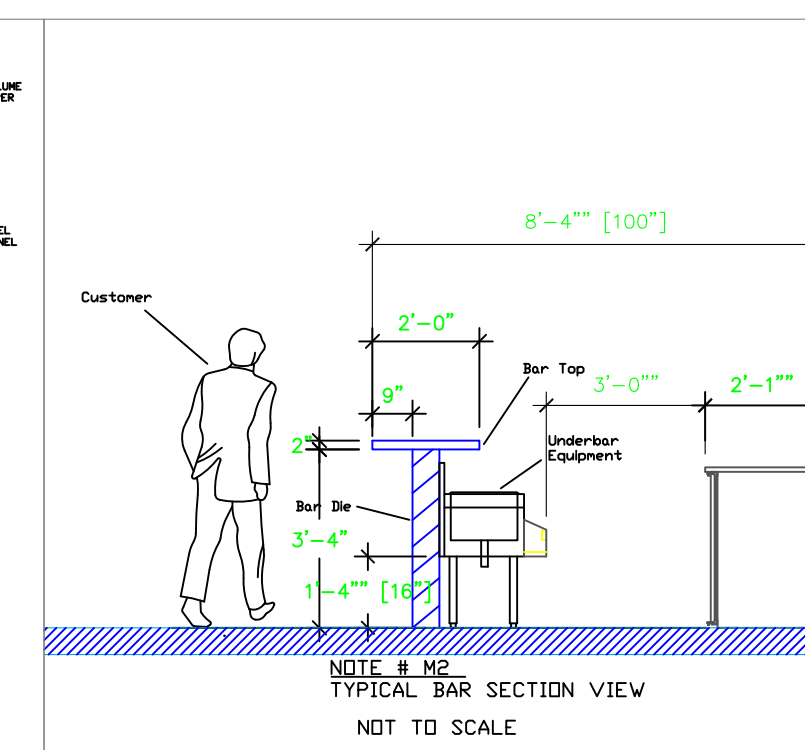
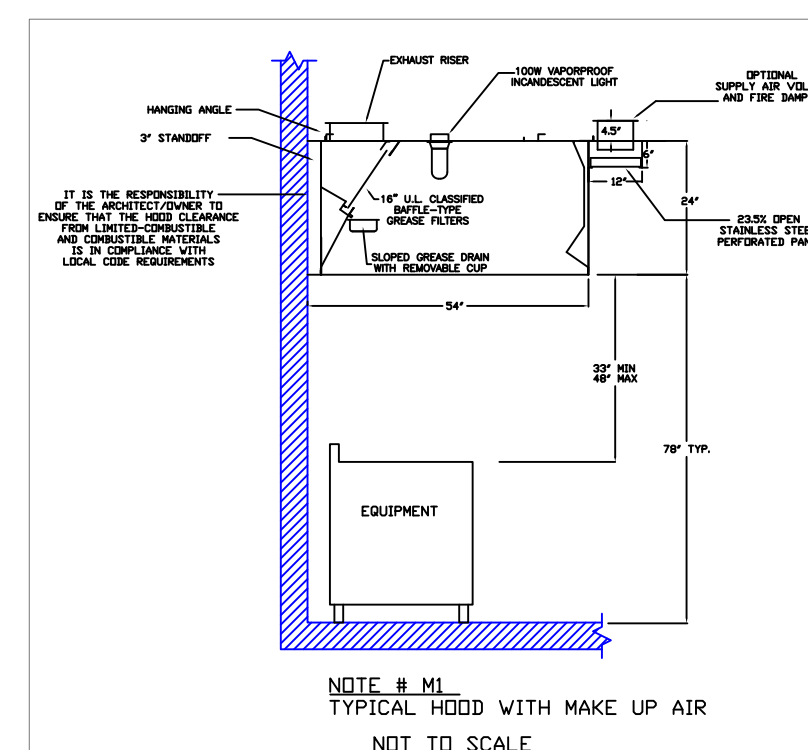
**KITCHEN CONSULTANT**  
UNI-SOURCE SUPPLY INTERNATIONAL, INC.  
2055 W 73RD STREET  
MIAMI, FLORIDA 33116

**WATERPARK CONSULTANT**  
WHITTEWATER  
180-6651 FRASERWOOD PLACE  
RICHMOND, BC V6W1J3



**58 Restrooms / Mech  
/ Lockers / F&B**

Mechanical Schedule						
ITEM NO.	QTY	DISCRIPTION	EXHAUST (L X W)	EXHAUST (CFM)	Makeup Vent Width	SUPPLY (CFM)
210	3	Hand Sink				
216.1	1	Water Filtration System, for Ice Machines				
241	1	Hood	(2) 14" dia	3125	(3) 12"x28"	2500
241.1	1	Exhaust Fan	26" x 26"	3125		
241.2	1	Supply Fan			29"x35"	2500
248	1	Soda Ice & Beverage Dispenser, In-Counter				
248.1	1	Soda Bag And Box				
248.2	1	Water Filtration System, for Fountain / Beverage Machines				



**LEGEND — MECHANICAL**

- EXHAUST DUCT COLLAR
- SUPPLY DUCT COLLAR
- INWALL BACKING FOR WALL SHELVES
- RECESSED FLOOR
- RAISED EQUIPMENT PAD

**NOTE # M9:**  
SHEEP DRAWING SHALL BE PROVIDED BY MANUFACTURER FOR HOODS, EXHAUST FANS, & SUPPLY FANS. ONCE ORDER IS PLACED WITHIN 10 BUSINESS DAYS OF ORDER DATE, THE CONTRACTOR SHALL VERIFY THE HOOD, EXHAUST FAN, & SUPPLY FAN ARE THE SAME AS THE SHEEP DRAWING. UNLESS OTHERWISE NOTED, THE CONTRACTOR SHALL BE RESPONSIBLE FOR OBTAINING THE SHEEP DRAWING FROM THE MANUFACTURER. UNLESS OTHERWISE NOTED, THE CONTRACTOR SHALL BE RESPONSIBLE FOR VERIFYING THE HOOD, EXHAUST FAN, & SUPPLY FAN ARE THE SAME AS THE SHEEP DRAWING.

**NOTE # M10:**  
GENERAL CONTRACTOR TO PROVIDE 2" FLUOROPOLYMER WALL BACKING FROM 48" TO 78" AFF FOR ALL WALL MOUNTED EQUIPMENT. UNLESS OTHERWISE NOTED, THE CONTRACTOR SHALL BE RESPONSIBLE FOR VERIFYING THE WALL BACKING IS PLACED WITHIN 10 BUSINESS DAYS OF ORDER DATE.

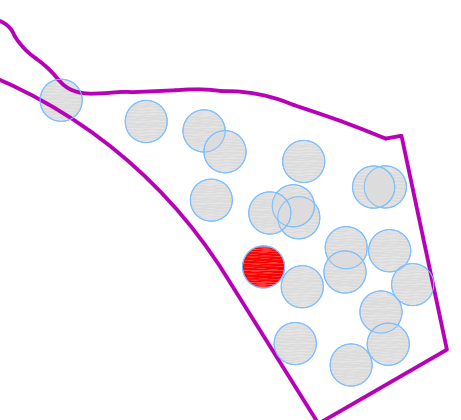
**NOTE # M11:**  
CEILING HEIGHTS TO BE VERIFIED FOR SUFFICIENT CLEARANCE FOR EQUIPMENT.

**NOTE # M12:**  
REFRIGERATION CONTRACTOR TO HANG EVAPORATORS FOR WALK-IN ROOM & CHARGE LINES BETWEEN EVAP. & CONDENSING UNIT.

**Equipment  
MECHANICAL  
Service Requirements**

All Dimensions to be verified on the job site. Actual locations for floor drains, and any ventilating equipment to be determined by Engineer. Mechanical, Plumbing & Electrical to be checked and verified by Customer's MEP Engineer. Remote Condensing Units to be located by Architect. Exhaust & Supply fans to be located by Architect.

KEY PLAN



REVISION NO. DESCRIPTION DATE

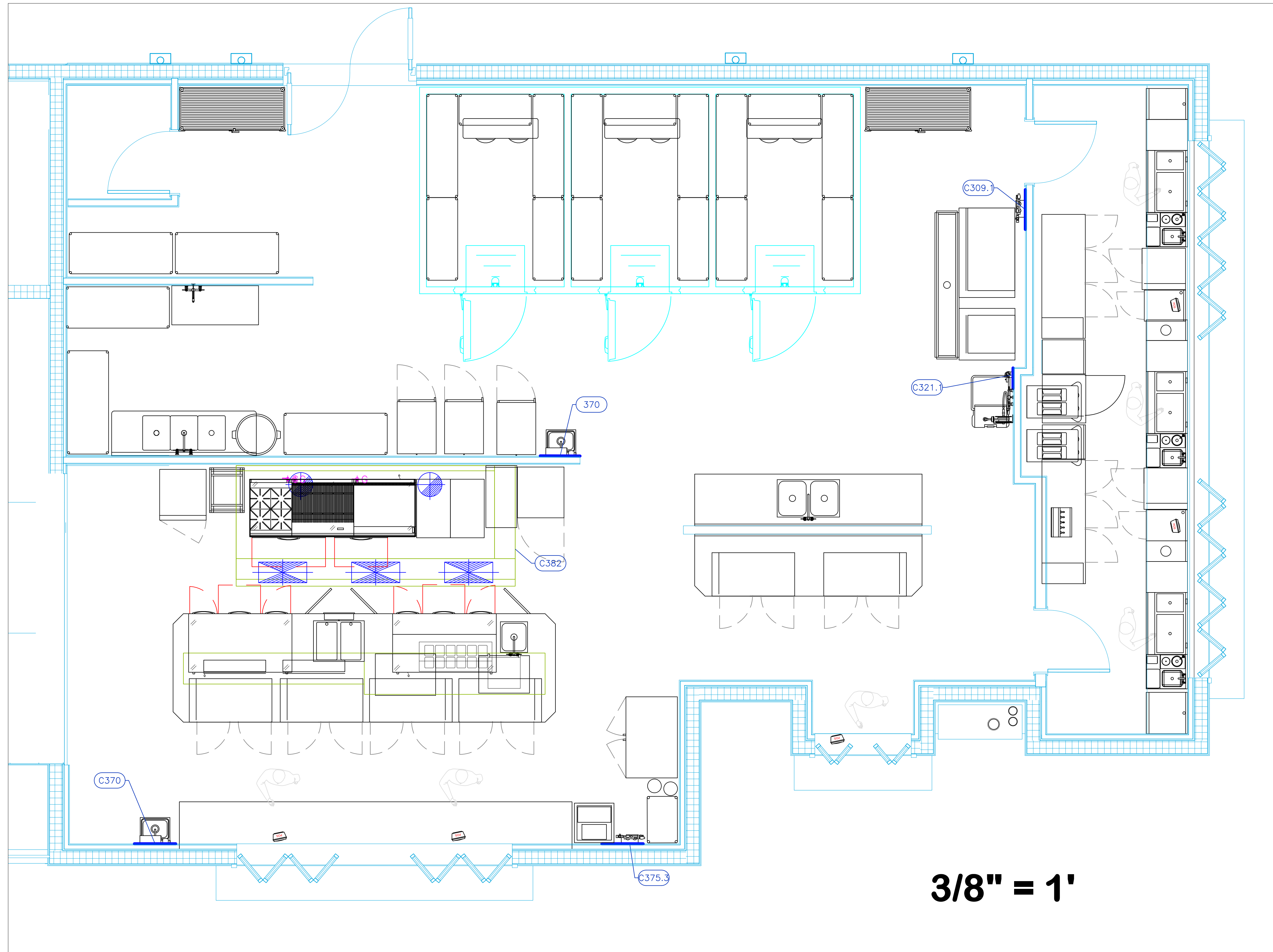
REVISION NO.	DESCRIPTION	DATE

HKS PROJECT NUMBER

**24391.000**  
DATE  
**11/19/2021**  
ISSUE  
**100% CONSTRUCTION DOCUMENTS**  
SHEET TITLE  
**#58 F&B Mechanical**

SHEET NO.

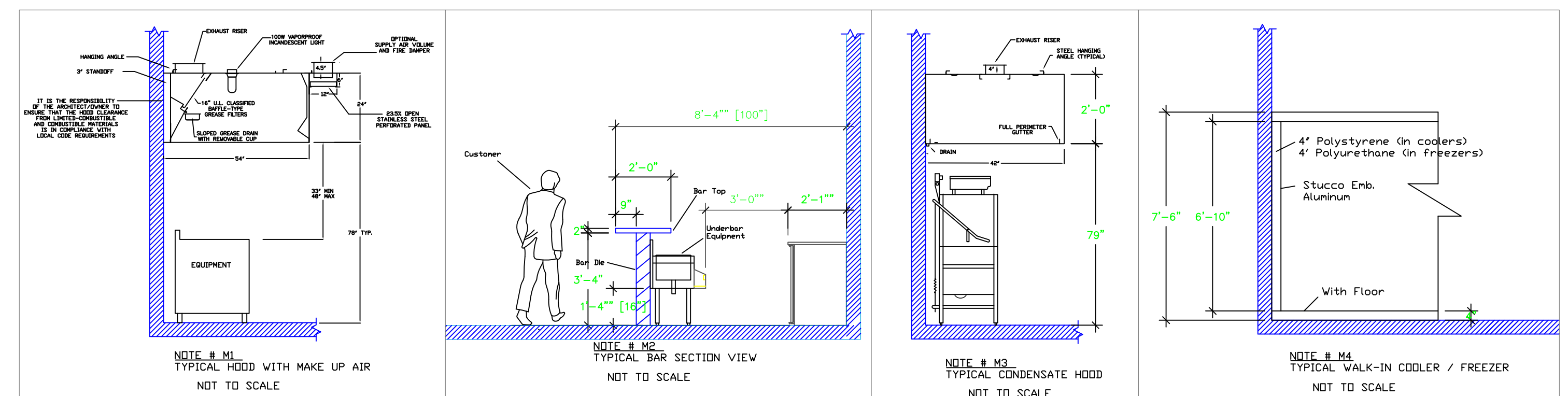
**58.K2.2**



3/8" = 1'

## 56 The Island F&B

Mechanical Schedule							
ITEM NO.	QTY	DESCRIPTION	EXHAUST (L X W)	EXHAUST (CFM)	Makeup Vent Width	SUPPLY (CFM)	Ventilation Remarks
309.1	1	Water Filtration System, for Ice Machines					Wall Backing, See Note M9
321.1	1	Water Filtration System, for Ice Machines					Wall Backing, See Note M9
370	2	Hand Sink					Wall Backing, See Note M9
375.3	1	Water Filtration System, for Fountain / Beverage Machines					Wall Backing, See Note M9
382	1	Hood	(2) 14"dia	3125	(3) 12"x28"	2500	
382.1	1	Exhaust Fan	26" x 26"	3125			Dim is Roof Opening
382.2	1	Supply Fan			29"x35"	2500	Dim is Roof Opening



- LEGEND - MECHANICAL**
- EXHAUST DUCT COLLAR
  - SUPPLY DUCT COLLAR
  - INWALL BACKING FOR WALL SHELVES
  - RECESSED FLOOR
  - RAISED EQUIPMENT PAD

**NOTE # M9.** ALL NATIONAL, STATE, AND LOCAL CODES SHALL APPLY.

**NOTE # M10.** ARCHITECT OR ENGINEER TO SIZE AND LOCATE. CONTRACTOR TO PROVIDE ALL OPENINGS FOR DUCTS, PLUMBING LINES, ELECTRICAL LINES, AND REFRIGERATOR LINES, AS REQUIRED BY EQUIPMENT.

**NOTE # M11.** REFRIGERATION CONTRACTOR TO HANG EVAPORATORS FOR WALK-IN ROOMS & CHARGE LINES BETWEEN EVAP. & CONDENSING UNIT.

**NOTE # M12.** SUPPLY FANS TO BE LOCATED A MINIMUM OF 10' FROM EXHAUST FANS.

**NOTE # M13.** SHELF DRAWING SHALL BE PROVIDED BY MANUFACTURER FOR HOODS, EXHAUST FANS, & SUPPLY FANS. ONCE ORDER IS PLACE WITH:

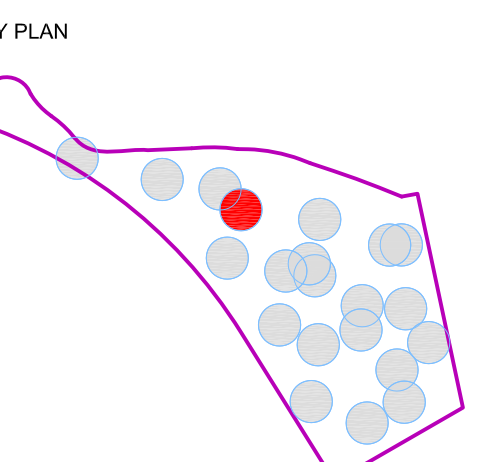

**NOTE # M14.** GENERAL CONTRACTOR TO PROVIDE 2" POLYSTYRENE WALL BACKING FROM 48" TO 78" AFF FOR ALL WALL MOUNTED EQUIPMENT. UNI-SOURCE NOT RESPONSIBLE FOR SHELF SECURITY, IF BACKING NOT INSTALLED.

**NOTE # M15.** CEILING HEIGHTS TO BE VERIFIED FOR SUFFICIENT CLEARANCE FOR EQUIPMENT.

**NOTE # M16.** REFRIGERATION CONTRACTOR TO HANG EVAPORATORS FOR WALK-IN ROOMS & CHARGE LINES BETWEEN EVAP. & CONDENSING UNIT.

### Equipment MECHANICAL Service Requirements

All Dimensions to be verified on the job site. Actual locations for floor drains, and any ventilating equipment to be determined by Engineer. Mechanical, Plumbing & Electrical to be checked and verified by Customer's MEP Engineer. Remote Condensing Units to be located by Architect. Exhaust & Supply fans to be located by Architect.



REVISION NO.	DESCRIPTION	DATE

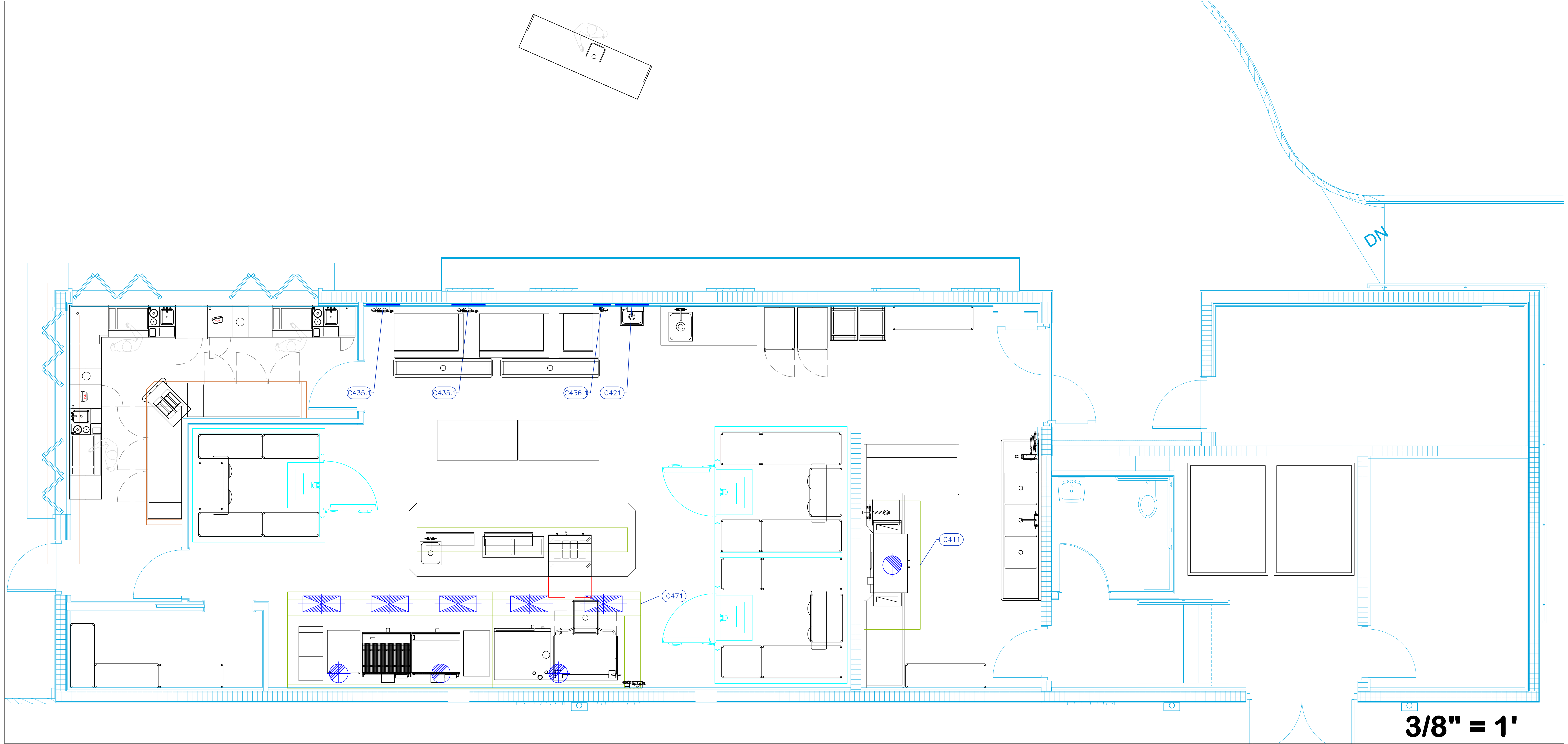
HKS PROJECT NUMBER  
**24391.000**

DATE  
**11/19/2021**

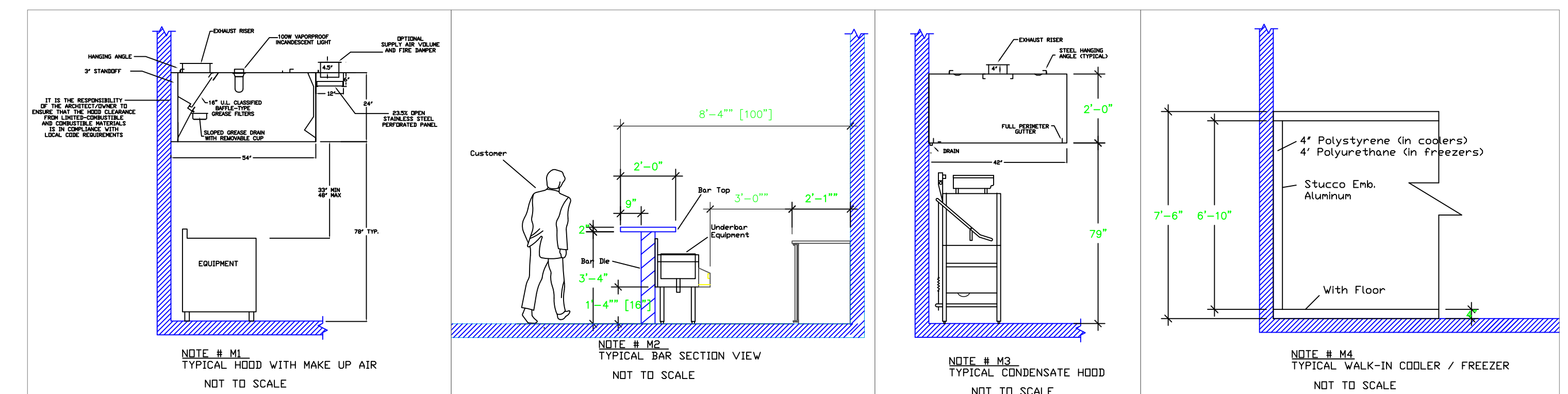
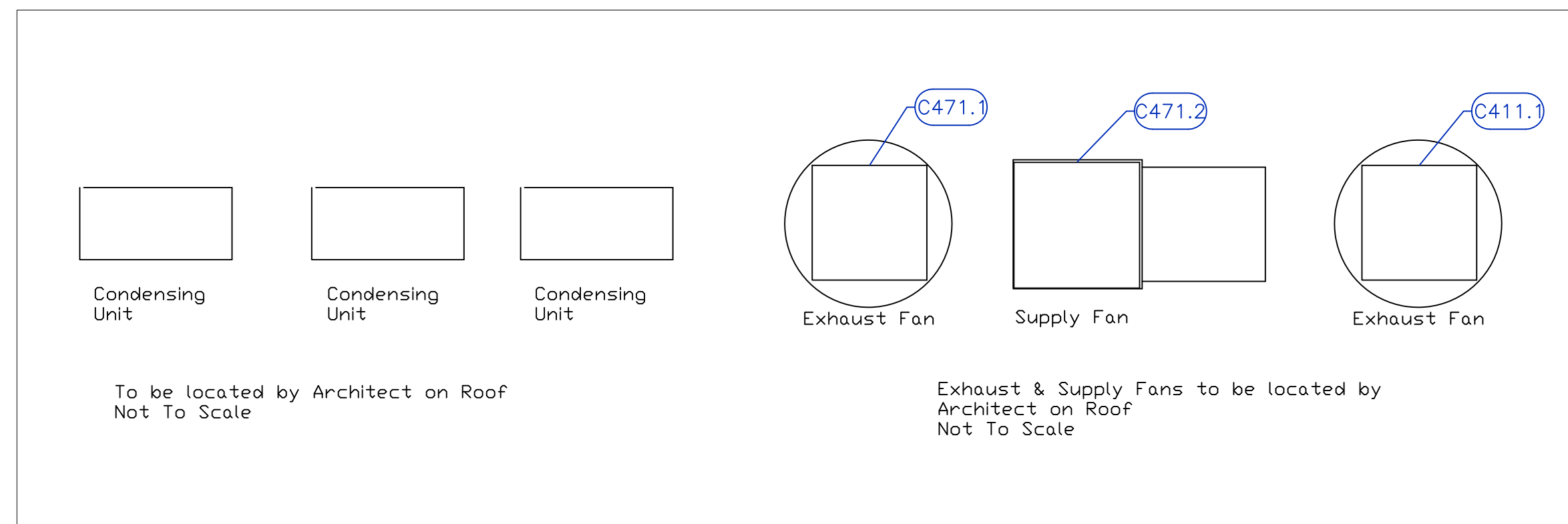
ISSUE  
**100% CONSTRUCTION DOCUMENTS**

SHEET TITLE  
**#56 The Island Kitchen & Bar Mechanical**

SHEET NO.  
**56.K2.3**



## 63 Joia Beach Kitchen Building / Deck



Mechanical Schedule							
ITEM NO.	QTY	DISCRIPTION	EXHAUST (L X W)	EXHAUST (CFM)	Makeup Vent Width	SUPPLY (CFM)	Ventilation Remarks
411	1	Exhaust Hood	14"dia	1200			
411.1	1	Exhaust Fan	19"x19"	1200			Dim is Roof Opening
421	1	Hand Sink					Wall Backing, See Note M9
435.1	2	Water Filtration System, for Ice Machines					Wall Backing, See Note M9
436.1	1	Water Filtration System, for Ice Machines					Wall Backing, See Note M9
471	1	Hood - Joya	(3) 14"dia	5362	(5) 12"x28"	4074	
471.1	1	Exhaust Fan	31"x31"	5362			Dim is Roof Opening
471.2	1	Supply Fan			29"x35"	4074	Dim is Roof Opening

- LEGEND — MECHANICAL**
- EXHAUST DUCT COLLAR
  - SUPPLY DUCT COLLAR
  - INWALL BACKING FOR WALL SHELVES
  - RECESSED FLOOR
  - RAISED EQUIPMENT PAD

**NOTE # M2**  
ALL NATIONAL, STATE, AND LOCAL CODES SHALL APPLY

**NOTE # M3**  
ARCHITECT OR ENGINEER TO SIZE AND LOCATE CONTRACTOR TO PROVIDE ALL OPENINGS FOR DUCTS, PLUMBING LINES, ELECTRICAL LINES, AND REFRIGERATOR LINES, AS REQUIRED BY EQUIPMENT.

**NOTE # M7**  
SUPPLY FANS TO BE LOCATED A MINIMUM OF 12" FROM EXHAUST FANS.

**NOTE # M8**  
SHELF BRACING SHALL BE PROVIDED BY MANUFACTURER FOR HOOD EXHAUST FANS, & SUPPLY FANS, ONCE ORDER IS PLACE WITH

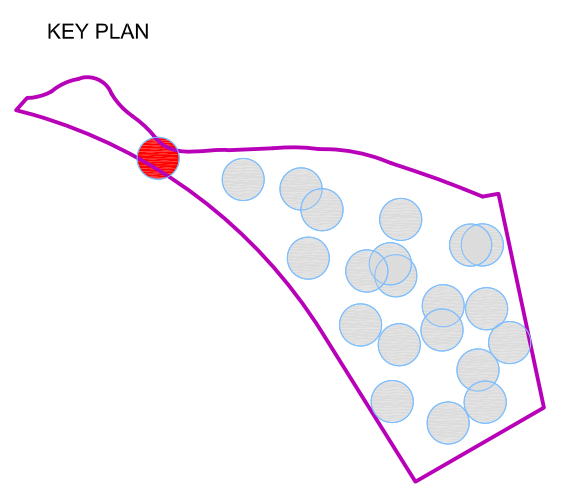
**NOTE # M9**  
GENERAL CONTRACTOR TO PROVIDE 2" POLYSTYRENE WALL BACKING FROM 45" TO 78" AFF FOR ALL WALL MOUNTED EQUIPMENT. UNI-SOURCE NOT RESPONSIBLE FOR SHELF SECURITY, IF BACKING NOT INSTALLED.

**NOTE # M10**  
CEILING HEIGHTS TO BE VERIFIED FOR SUFFICIENT CLEARANCE FOR EQUIPMENT.

**NOTE # M11**  
REFRIGERATION CONTRACTOR TO HANG EVAPORATORS FOR WALK-IN COOLERS & CHILLERS BETWEEN EVAP. & CONDENSING UNIT.

### Equipment MECHANICAL Service Requirements

All Dimensions to be verified on the job site. Actual locations for floor drains, and any ventilating equipment to be determined by Engineer. Mechanical, Plumbing & Electrical to be checked and verified by Customers MEP Engineer. Remote Condensing Units to be located by Architect. Exhaust & Supply fans to be located by Architect.



REVISION

NO.	DESCRIPTION	DATE

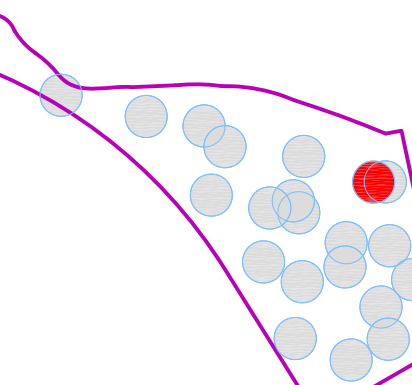
HKS PROJECT NUMBER  
**24391.000**

DATE  
**11/19/2021**

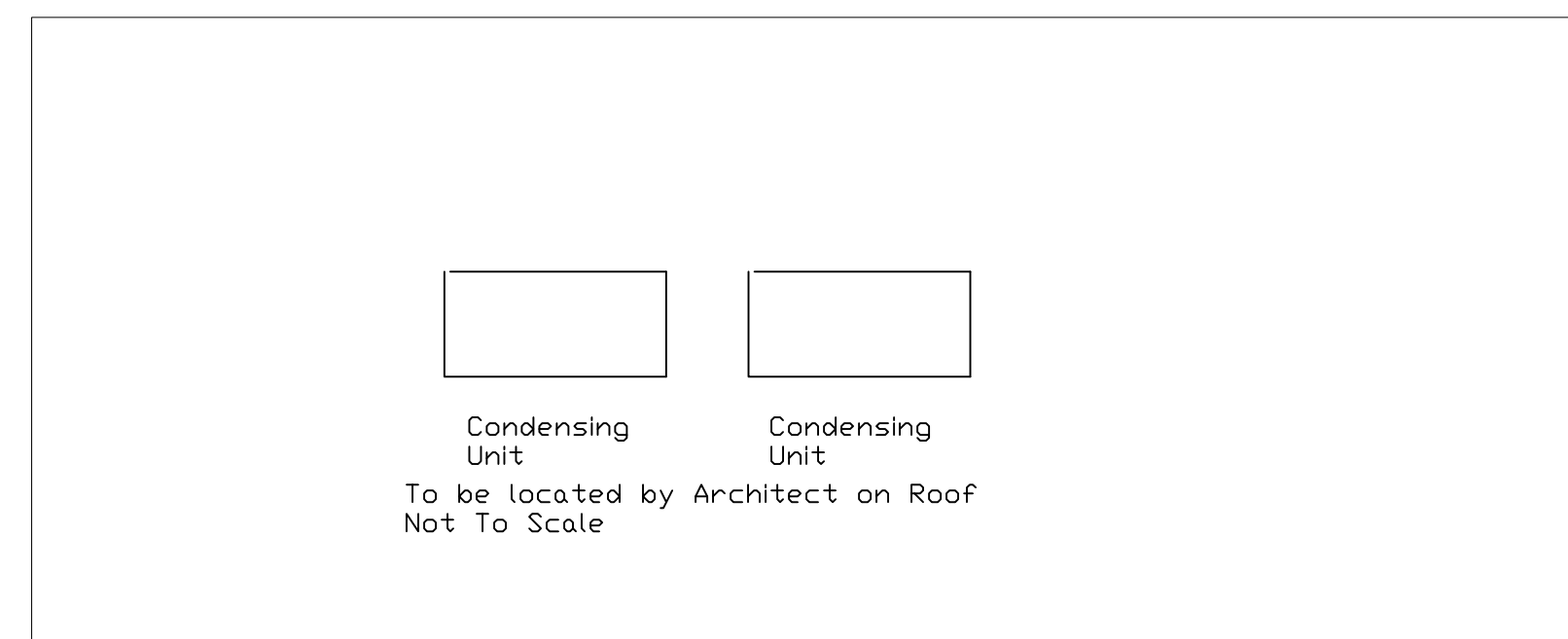
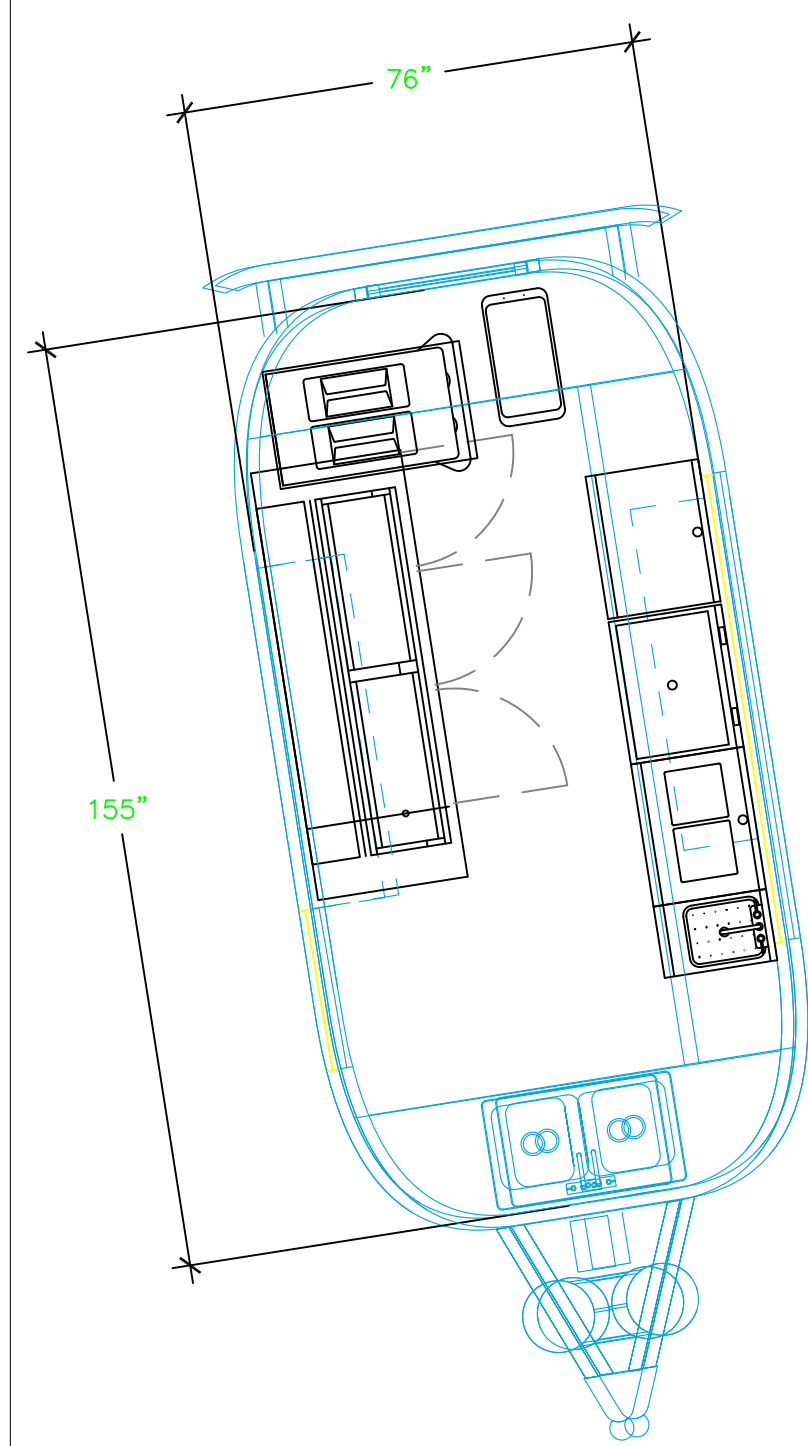
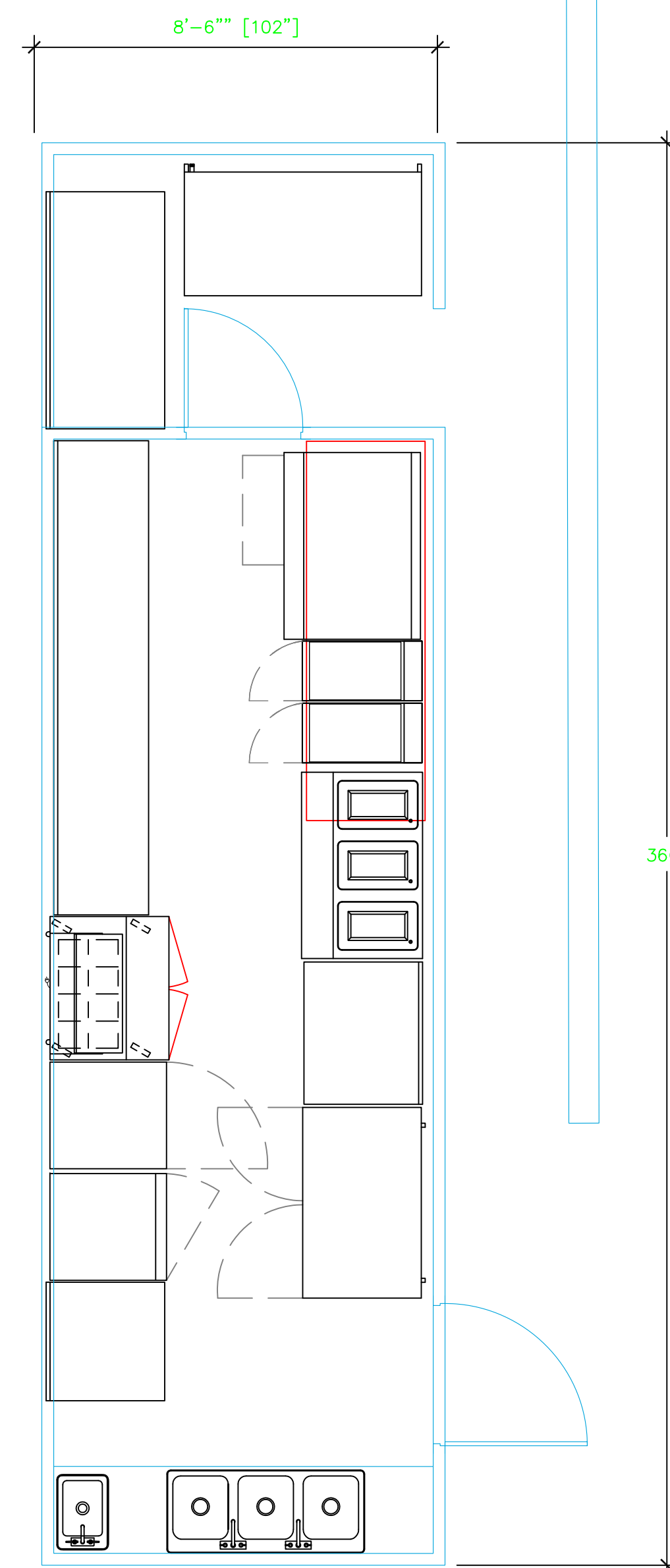
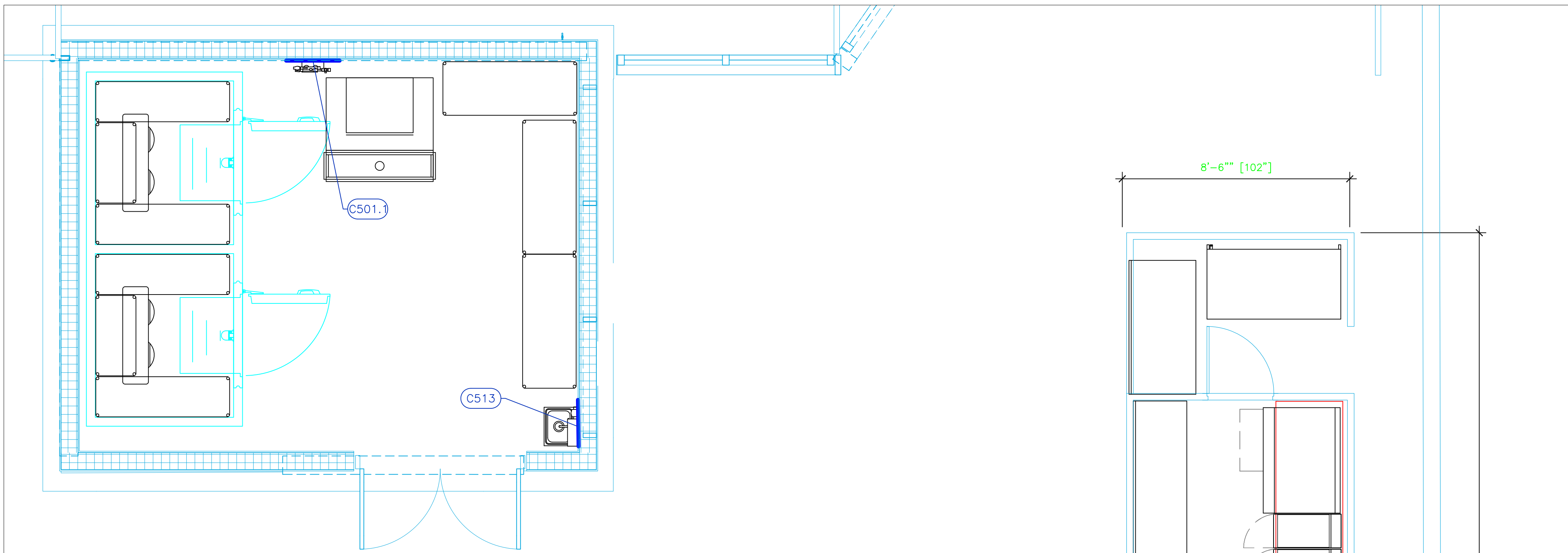
ISSUE  
**100% CONSTRUCTION DOCUMENTS**

SHEET TITLE  
**#63 Joia Beach Kitchen Mechanical**

SHEET NO.  
**63.K2.4**

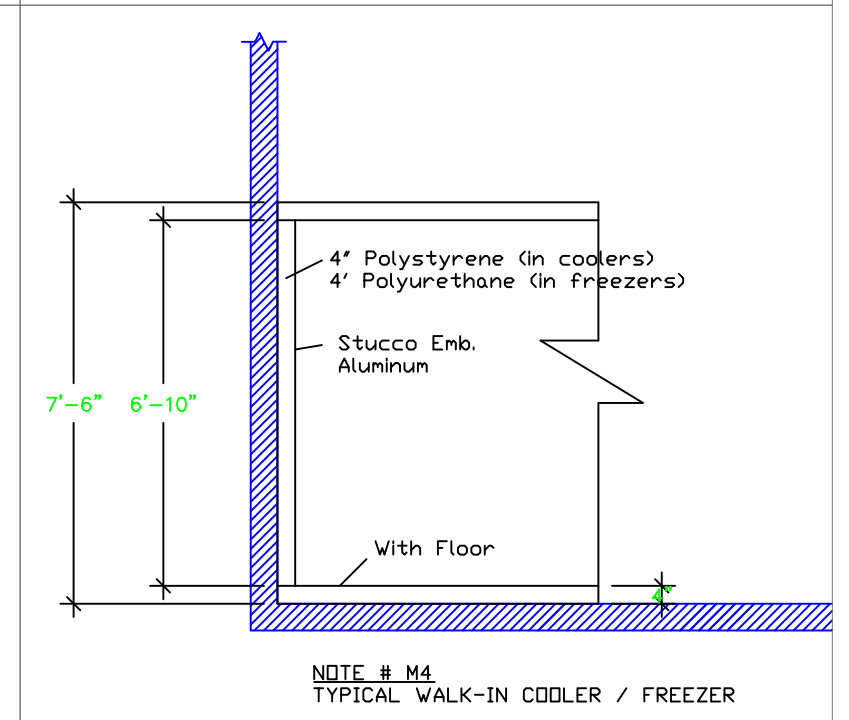
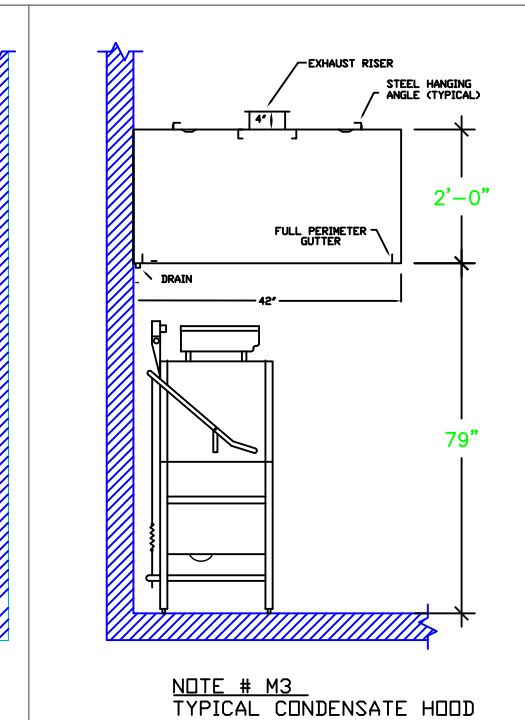
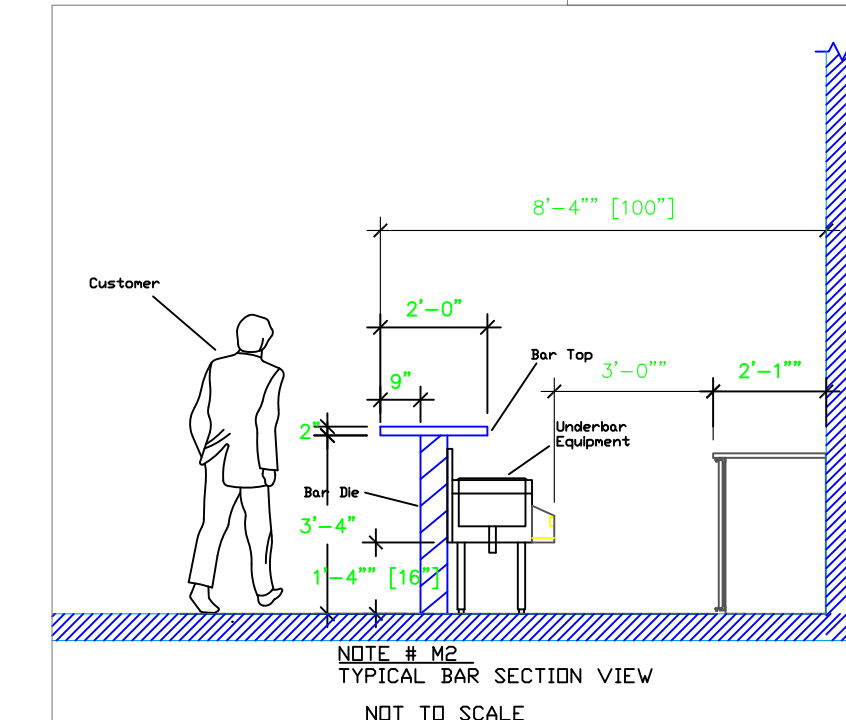
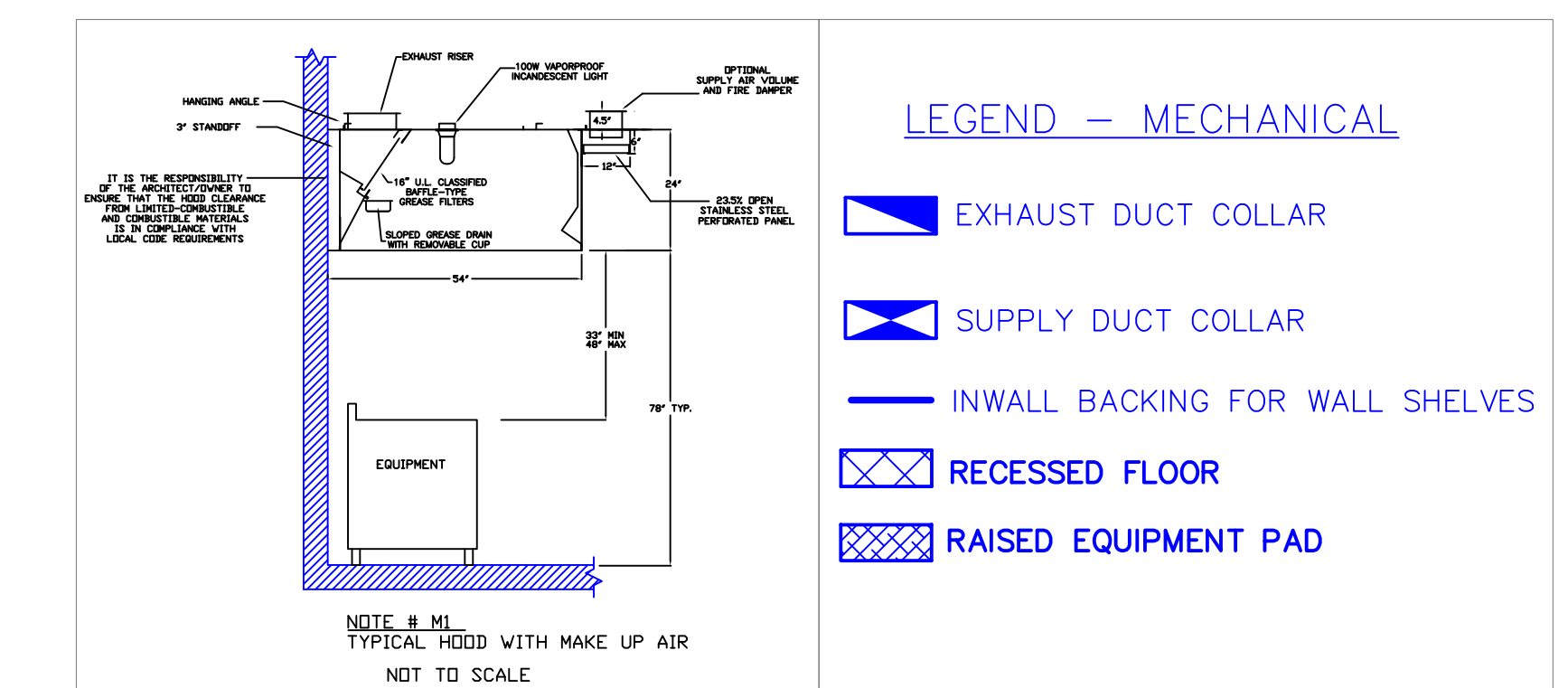


NO.	DESCRIPTION	DATE



# 28 Main Aviary (Airstream & Food Truck) 3/8" = 1'

Mechanical Schedule							
ITEM NO.	QTY	DISCRIPTION	EXHAUST (L X W)	EXHAUST (CFM)	Makeup Vent Width	SUPPLY (CFM)	Ventilation Remarks
501.1	1	Water Filtration System, for Ice Machines					Wall Backing, See Note M9
513	1	Hand Sink					Wall Backing, See Note M9

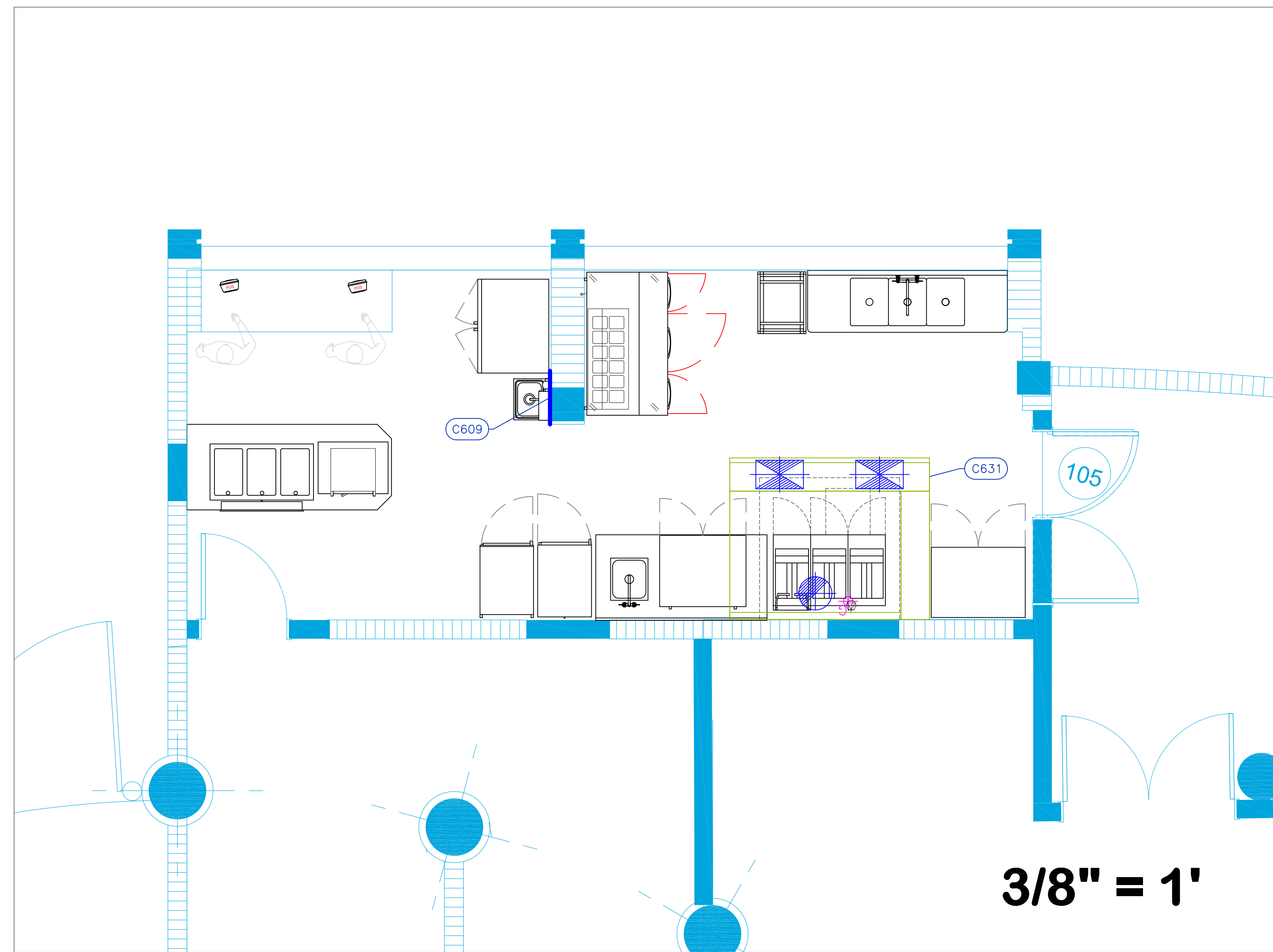


### Equipment MECHANICAL Service Requirements

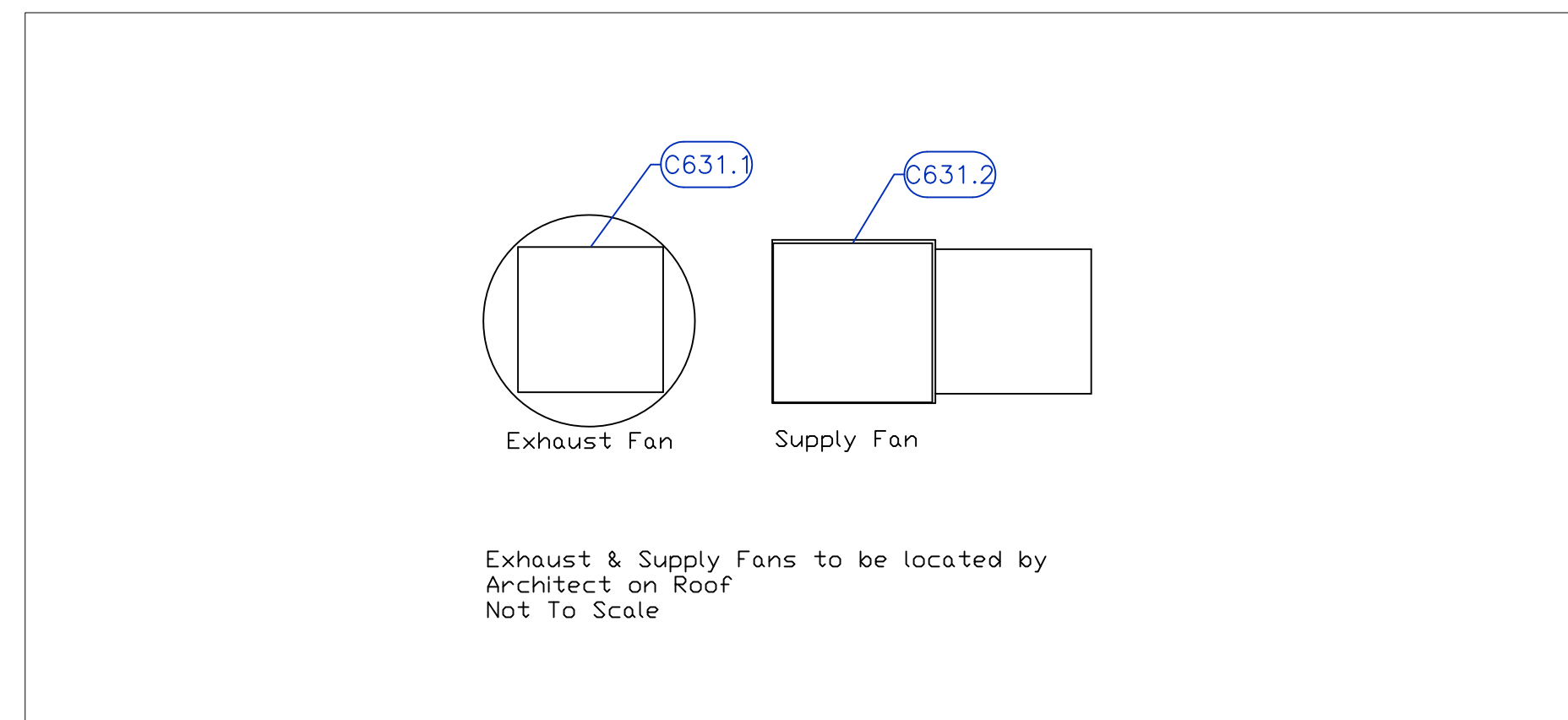
**NOTE # M5:** ALL NATIONAL, STATE, AND LOCAL CODES SHALL APPLY.  
**NOTE # M6:** ARCHITECT OR ENGINEER TO SIZE AND LOCATE. CONTRACTOR TO PROVIDE ALL OPENINGS FOR DUCTS, PLUMBING LINES, ELECTRICAL LINES, AND REFRIGERATION LINES AS REGULATED BY EQUIPMENT.  
**NOTE # M7:** SUPPLY FANS TO BE LOCATED A MINIMUM OF 10' FROM EXHAUST FANS.  
**NOTE # M8:** SHEEP DRAWING SHALL BE PROVIDED BY MANUFACTURER FOR HOODS, EXHAUST FANS, & SUPPLY FANS; ONCE ORDER IS PLACED WITH.  
**NOTE # M9:** GENERAL CONTRACTOR TO PROVIDE 8\"/>

**NOTE # M10:** REFRIGERATION CONTRACTOR TO HANG EVAPORATORS FOR WALK-IN COOLERS & FREEZERS BETWEEN EVAP. & CONDENSING UNIT.  
**NOTE # M11:** REFRIGERATION CONTRACTOR TO VERIFY FOR SUFFICIENT CLEARANCE FOR EQUIPMENT.

All Dimensions to be verified on the job site. Actual locations for floor drains, and any ventilating equipment to be determined by Engineer. Mechanical, Plumbing & Electrical to be checked and verified by Customers MEP Engineer. Remote Condensing Units to be located by Architect. Exhaust & Supply fans to be located by Architect.

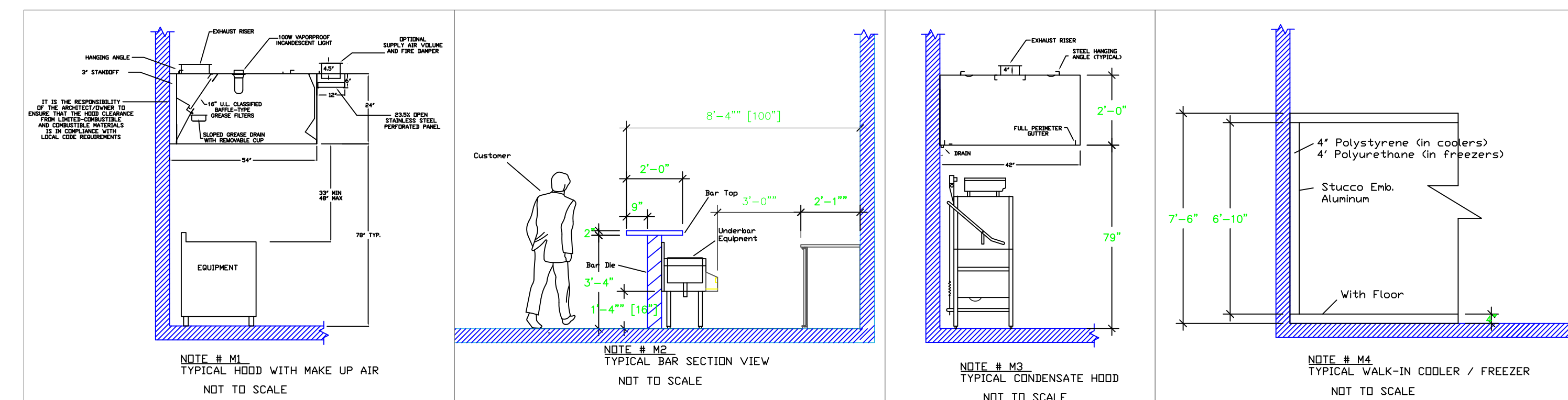


3/8" = 1'



Mechanical Schedule							
ITEM NO.	QTY	DISCRIPTION	EXHAUST (L X W)	EXHAUST (CFM)	Makeup Vent Width	SUPPLY (CFM)	Ventilation Remarks
609	1	Hand Sink					Wall Backing, See Note M9
631	1	Hood - Serpentarium	14" dia	1350	(2) 12"x20"	1080	
631.1	1	Exhaust Fan	26" x 26"	1350			Dim is Roof Opening
631.2	1	Supply Fan			19"x27"	1080	Dim is Roof Opening

## 38 Serpentarium F&B



### LEGEND — MECHANICAL

- EXHAUST DUCT COLLAR
- SUPPLY DUCT COLLAR
- INWALL BACKING FOR WALL SHELVES
- RECESSED FLOOR
- RAISED EQUIPMENT PAD

**NOTE # M5:**  
ALL NATIONAL, STATE, AND LOCAL CODES SHALL APPLY.

**NOTE # M6:**  
ARCHITECT OR ENGINEER TO SIZE AND LOCATE CONTRACTOR TO PROVIDE ALL OPENINGS FOR DUCTS, PLUMBING LINES, ELECTRICAL LINES, AND REFRIGERATOR LINES AS REQUIRED BY EQUIPMENT.

**NOTE # M7:**  
SUPPLY FANS TO BE LOCATED A MINIMUM OF 10' FROM EXHAUST FANS.

**NOTE # M8:**  
SHEEP DRAWING SHALL BE PROVIDED BY MANUFACTURER FOR HOODS, EXHAUST FANS, & SUPPLY FANS. ONCE ORDER IS PLACED WITH:

**NOTE # M9:**  
GENERAL CONTRACTOR TO PROVIDE 8' FLUVOID WALL BACKING FROM 45" TO 78" AFF FOR ALL WALL MOUNTED EQUIPMENT. UNI-SOURCE NOT RESPONSIBLE FOR SHELF SECURITY, IF BACKING NOT INSTALLED.

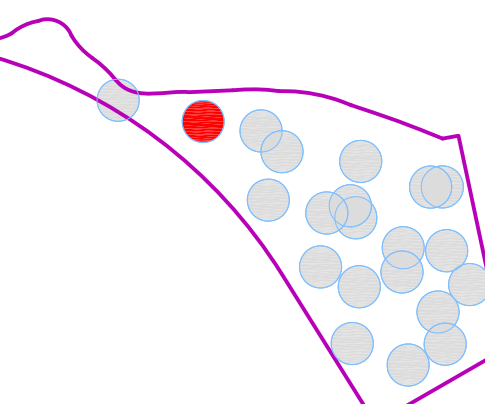
**NOTE # M10:**  
CEILING HEIGHTS TO BE VERIFIED FOR SUFFICIENT CLEARANCE FOR EQUIPMENT.

**NOTE # M11:**  
REFRIGERATION CONTRACTOR TO HANG EVAPORATORS FOR WALK-IN ROOM & CHARGE LINES BETWEEN EVAP. & CONDENSING UNIT.

## Equipment MECHANICAL Service Requirements

All Dimensions to be verified on the job site. Actual locations for floor drains, and any ventilating equipment to be determined by Engineer. Mechanical, Plumbing & Electrical to be checked and verified by Customers MEP Engineer. Remote Condensing Units to be located by Architect. Exhaust & Supply fans to be located by Architect.

KEY PLAN



REVISION NO. DESCRIPTION DATE

REVISION NO.	DESCRIPTION	DATE

HKS PROJECT NUMBER

**24391.000**

DATE

**11/19/2021**

ISSUE

**100% CONSTRUCTION DOCUMENTS**

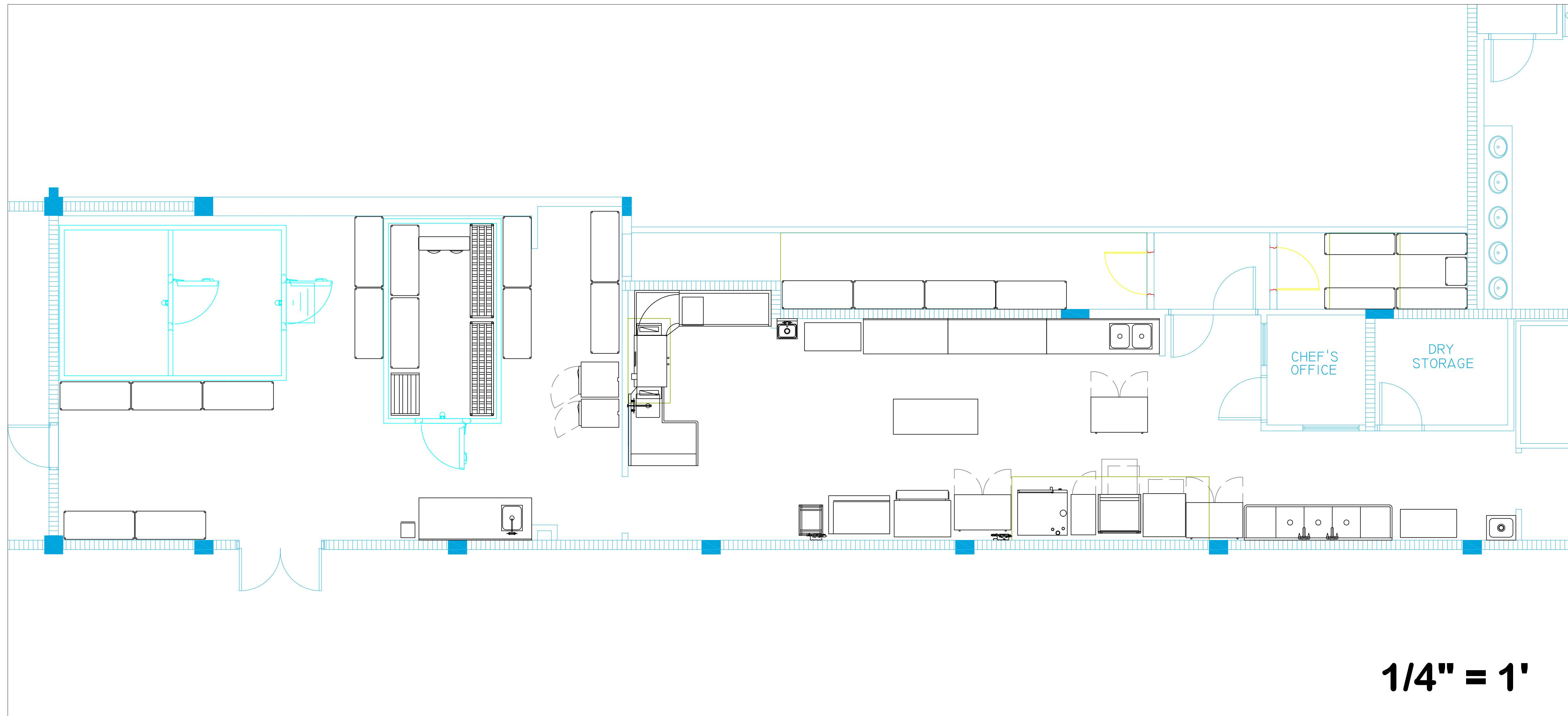
SHEET TITLE

**#38 Serpentarium Mechanical**

SHEET NO.

**38.K2.6**

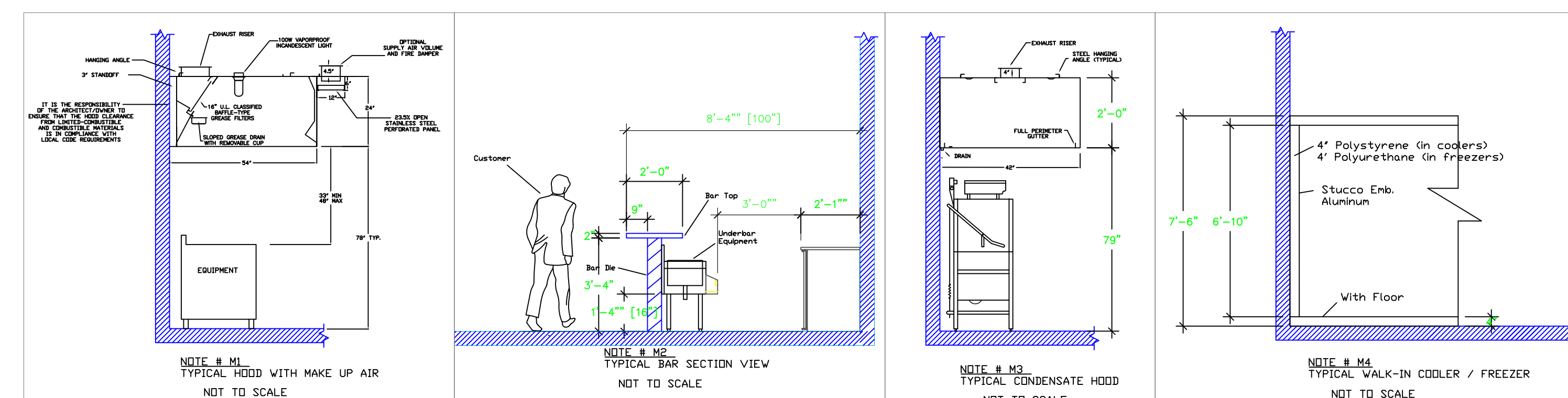




1/4" = 1'

## 11 Flying Squirrel Prep Kitchen

**No New Mechanical**



**LEGEND — MECHANICAL**

- EXHAUST DUCT COLLAR
- SUPPLY DUCT COLLAR
- INWALL BACKING FOR WALL SHELVES
- RECESSED FLOOR
- RAISED EQUIPMENT PAD

**NOTE # M2**  
ALL NATIONAL, STATE, AND LOCAL CODES SHALL APPLY.

**NOTE # M3**  
ARCHITECT OR ENGINEER TO SIZE AND LOCATE CONTRACTOR TO PROVIDE ALL OPENINGS FOR DUCTS, PLUMBING LINES, ELECTRICAL LINES, AND REFRIGERATOR LINES, AS REQUIRED BY EQUIPMENT.

**NOTE # M7**  
SUPPLY FANS TO BE LOCATED A MINIMUM OF 10' FROM EXHAUST FANS.

**NOTE # M8**  
SHELF BRACING SHALL BE PROVIDED BY MANUFACTURER FOR HOODS, EXHAUST FANS, & SUPPLY FANS; ONCE ORDER IS PLACE WITH

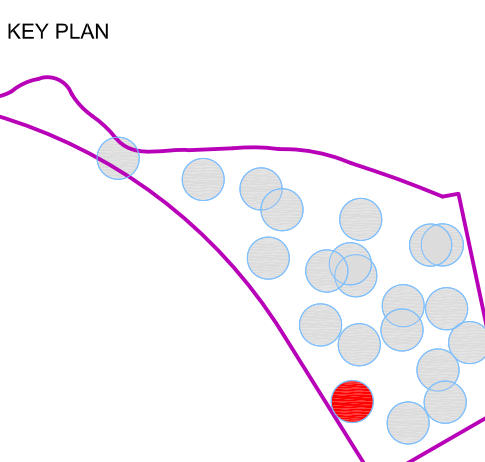
**NOTE # M9**  
GENERAL CONTRACTOR TO PROVIDE 2\"/>

**NOTE # M10**  
CEILING HEIGHTS TO BE VERIFIED FOR SUFFICIENT CLEARANCE FOR EQUIPMENT.

**NOTE # M11**  
REFRIGERATION CONTRACTOR TO HANG EVAPORATORS FOR WALK-IN ROOM & CHARGE LINES BETWEEN EVAP. & CONDENSING UNIT.

### Equipment MECHANICAL Service Requirements

All Dimensions to be verified on the job site. Actual locations for floor drains, and any ventilating equipment to be determined by Engineer. Mechanical, Plumbing & Electrical to be checked and verified by Customers MEP Engineer. Remote Condensing Units to be located by Architect. Exhaust & Supply fans to be located by Architect.



REVISION NO.	DESCRIPTION	DATE

HKS PROJECT NUMBER  
**24391.000**  
DATE  
**11/19/2021**  
ISSUE  
**100% CONSTRUCTION DOCUMENTS**  
SHEET TITLE  
**#11 Flying Squirrel Mechanical**

**ARCHITECT**

HKS ARCHITECTS, INC.  
#AA F000119  
2020 SALZEDO STREET, 4TH FLOOR  
CORAL GABLES, FLORIDA 33134

**STRUCTURAL ENGINEER**

DESMONE CONSULTING ENGINEERS  
800 BRICKELL AVENUE, 6TH FLOOR  
MIAMI, FLORIDA 33131

**MEP / LV / LIGHTING ENGINEER**

EXP  
241 NORTH BROADWAY SUITE 203  
MILWAUKEE, WISCONSIN 53202

**LANDSCAPE ARCHITECT**

EDSA  
1512 E. BROWARD BOULEVARD, SUITE 110  
FORT LAUDERDALE, FLORIDA 33301

**JUNGLE ISLAND**

**PROJECT LOCATION**

JUNGLE ISLAND  
1111 PARROT JUNGLE TRAIL  
MIAMI, FLORIDA 33132

**OWNER**

ESJ CAPITAL PARTNERS  
19950 W. COUNTRY CLUB DR #800  
AVENTURA, FLORIDA 33180

**OWNER CONSULTANTS:**

**OWNER REPRESENTATIVE**  
GARDNER & THEOBALD  
350 LINCOLN ROAD  
MIAMI BEACH, FLORIDA 33139

**CIVIL ENGINEER**

LANGAN  
PARKSIDE CORPORATE CENTER  
15150 NW 79 COURT, SUITE 200  
MIAMI LAKES, FLORIDA 33166

**AQUATIC ENGINEER**

MARTIN AQUATIC DESIGN & ENGINEERING  
189 SOUTH ORANGE AVENUE, SUITE 1220  
ORLANDO, FLORIDA 32801

**ANIMAL AQUATIC ENGINEER**

SATCHELL ENGINEERING & ASSOCIATES  
2890 S. SANTE FE AVE SUITE 108  
SAN MARCOS, CALIFORNIA 92069

**THEATRICAL ENGINEER**

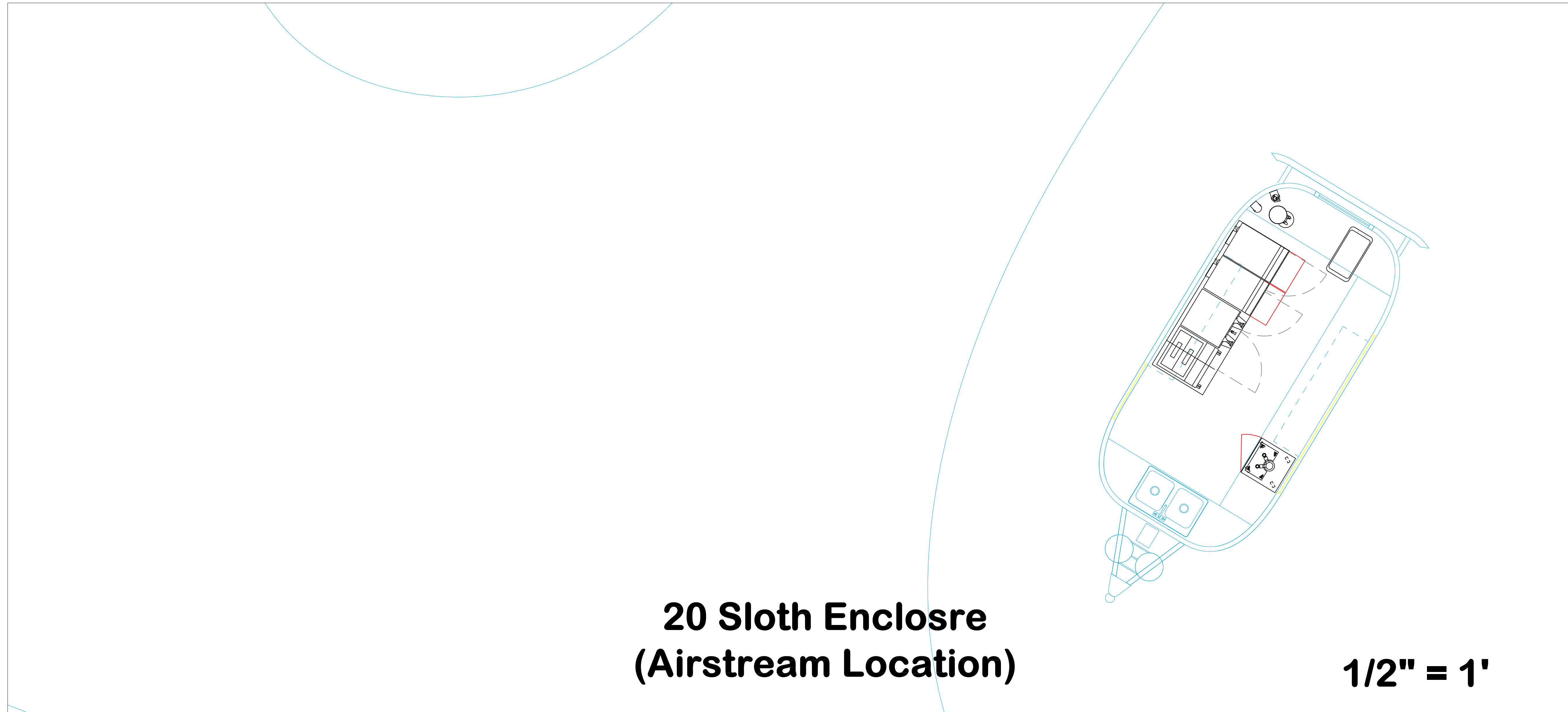
ALL-PRO INTEGRATION SYSTEMS  
808 BEVERLY PARKWAY  
PENSACOLA, FLORIDA 32505

**KITCHEN CONSULTANT**

UNI-SOURCE SUPPLY INTERNATIONAL, INC.  
2055 W 73RD STREET  
MIAMI, FLORIDA 33166

**WATERPARK CONSULTANT**

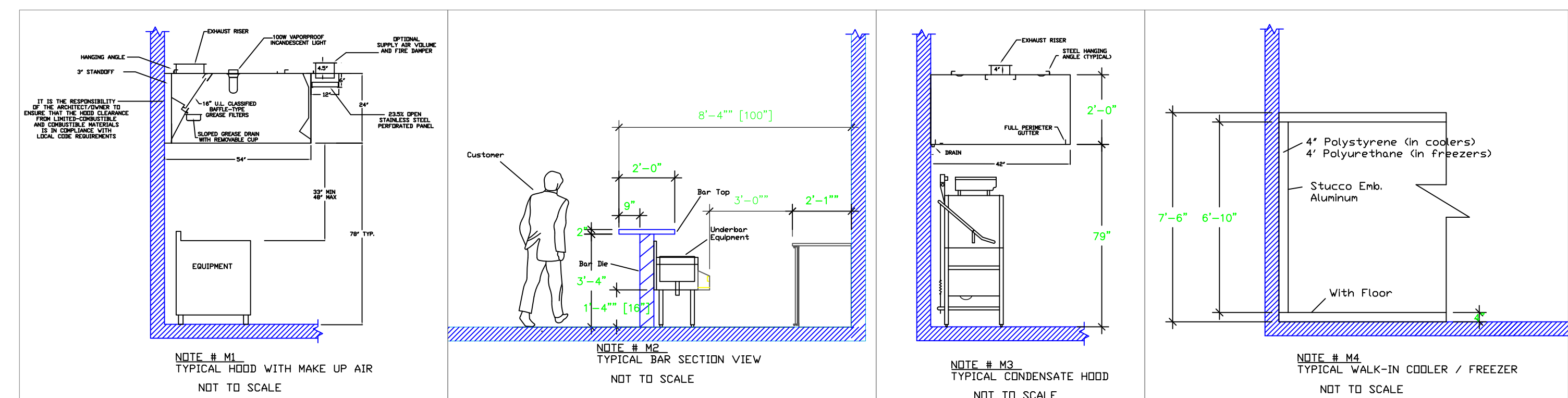
WHITEWATER  
180-6651 FRASERWOOD PLACE  
RICHMOND, BC V6W1J3



**20 Sloth Enclosure  
(Airstream Location)**

**1/2" = 1'**

**No New Mechanical**



**LEGEND — MECHANICAL**

- EXHAUST DUCT COLLAR
- SUPPLY DUCT COLLAR
- INWALL BACKING FOR WALL SHELVES
- RECESSED FLOOR
- RAISED EQUIPMENT PAD

**NOTE # M1:** ALL NATIONAL, STATE, AND LOCAL CODES SHALL APPLY.

**NOTE # M2:** ARCHITECT OR ENGINEER TO SIZE AND LOCATE CONTRACTOR TO PROVIDE ALL OPENINGS FOR DUCTS, PLUMBING LINES, ELECTRICAL LINES, AND REFRIGERATION LINES AS REQUIRED BY EQUIPMENT.

**NOTE # M3:** SHEEP DRAWING WILL BE PROVIDED BY MANUFACTURER FOR HOODS, EXHAUST FANS, & SUPPLY FANS. ONCE ORDER IS PLACE WITH GENERAL CONTRACTOR TO PROVIDE 2" POLYSTYRENE WALL BACKING FROM 48" TO 78" AFF FOR ALL WALL MOUNTED EQUIPMENT. UNI-SOURCE NOT RESPONSIBLE FOR SHELF SECURITY, IF BACKING NOT INSTALLED.

**NOTE # M4:** CEILING HEIGHTS TO BE VERIFY FOR SUFFICIENT CLEARANCE FOR EQUIPMENT.

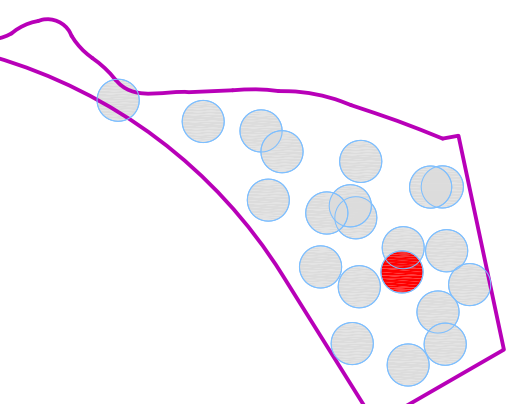
**NOTE # M5:** REFRIGERATION CONTRACTOR TO HANG EVAPORATORS FOR WALK-IN ROOM & CHARGE LINES BETWEEN EVAP. & CONDENSING UNIT.

**NOTE # M6:** SUPPLY FANS TO BE LOCATED A MINIMUM OF 10' FROM EXHAUST FANS.

**Equipment MECHANICAL Service Requirements**

All Dimensions to be verified on the job site. Actual locations for floor drains, and any ventilating equipment to be determined by Engineer. Mechanical, Plumbing & Electrical to be checked and verified by Customers MEP Engineer. Remote Condensing Units to be located by Architect. Exhaust & Supply fans to be located by Architect.

**KEY PLAN**



REVISION NO.	DESCRIPTION	DATE

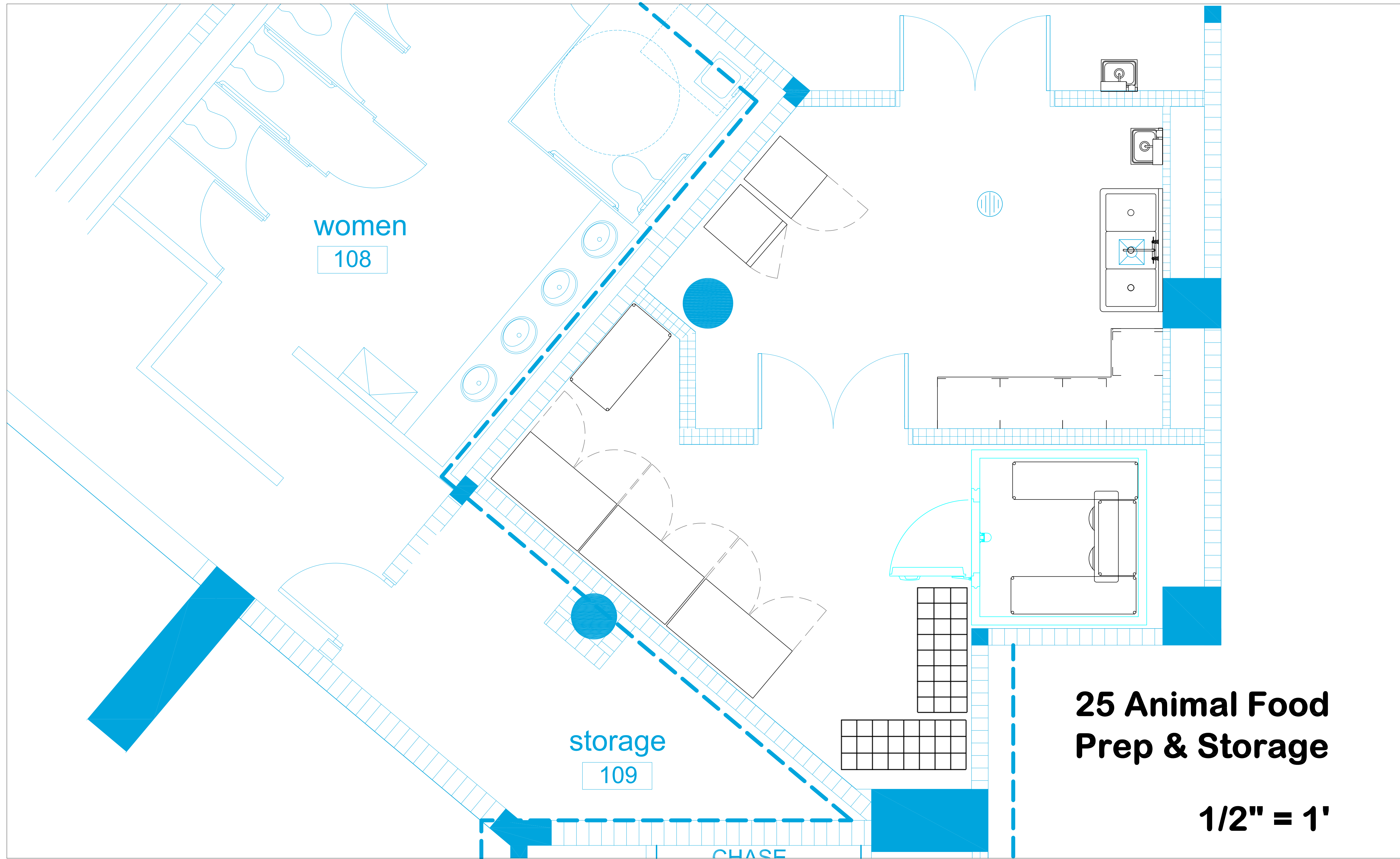
HKS PROJECT NUMBER  
**24391.000**

DATE  
**11/19/2021**

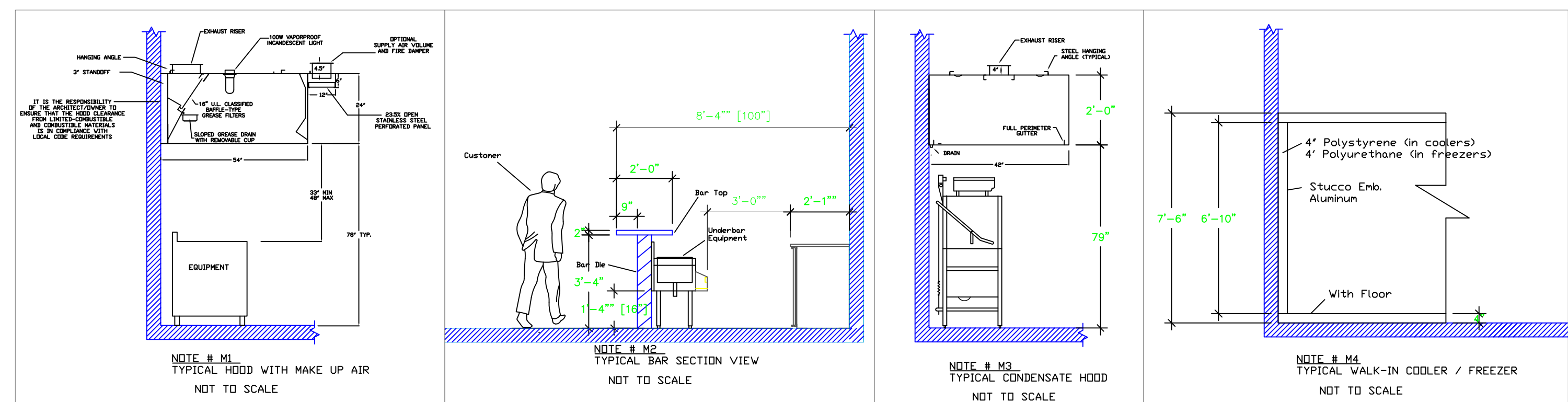
ISSUE  
**100% CONSTRUCTION DOCUMENTS**

SHEET TITLE  
**#20 Sloth Enclosure Area F&B Mechanical**

SHEET NO.  
**20.K2.8**



**No New Mechanical**



- LEGEND — MECHANICAL**
- ▨ EXHAUST DUCT COLLAR
  - ▤ SUPPLY DUCT COLLAR
  - ▬ INWALL BACKING FOR WALL SHELVES
  - ▩ RECESSED FLOOR
  - ▧ RAISED EQUIPMENT PAD

**NOTE # M1**  
ALL NATIONAL, STATE, AND LOCAL CODES SHALL APPLY.

**NOTE # M2**  
ARCHITECT OR ENGINEER TO SIZE AND LOCATE CONTRACTOR TO PROVIDE ALL OPENINGS FOR DUCTS, PLUMBING LINES, ELECTRICAL LINES, AND REFRIGERATION LINES AS REQUIRED BY EQUIPMENT.

**NOTE # M3**  
SUPPLY FANS TO BE LOCATED A MINIMUM OF 10' FROM EXHAUST FANS.

**NOTE # M4**  
SHEEP DRAWING SHALL BE PROVIDED BY MANUFACTURER FOR HOODS, EXHAUST FANS, & SUPPLY FANS. ONCE ORDER IS PLACE WITH

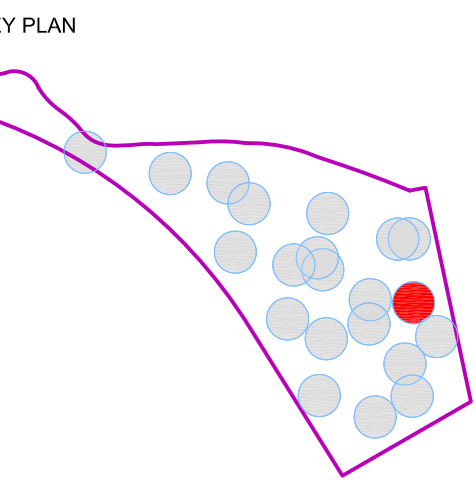
**NOTE # M5**  
GENERAL CONTRACTOR TO PROVIDE 2" PLASTER WALL BACKING FROM 48" TO 78" AFF FOR ALL WALL MOUNTED EQUIPMENT. UNI-SOURCE NOT RESPONSIBLE FOR SHELF SECURITY, IF BACKING NOT INSTALLED.

**NOTE # M6**  
CEILING HEIGHTS TO BE VERIFIED FOR SUFFICIENT CLEARANCE FOR EQUIPMENT.

**NOTE # M7**  
REFRIGERATION CONTRACTOR TO HANG EVAPORATORS FOR WALK-IN ROOM & CHARGE LINES BETWEEN EVAP. & CONDENSING UNIT.

**Equipment MECHANICAL Service Requirements**

All Dimensions to be verified on the job site. Actual locations for floor drains, and any ventilating equipment to be determined by Engineer. Mechanical, Plumbing & Electrical to be checked and verified by Customers MEP Engineer. Remote Condensing Units to be located by Architect. Exhaust & Supply fans to be located by Architect.



REVISION NO.	DESCRIPTION	DATE

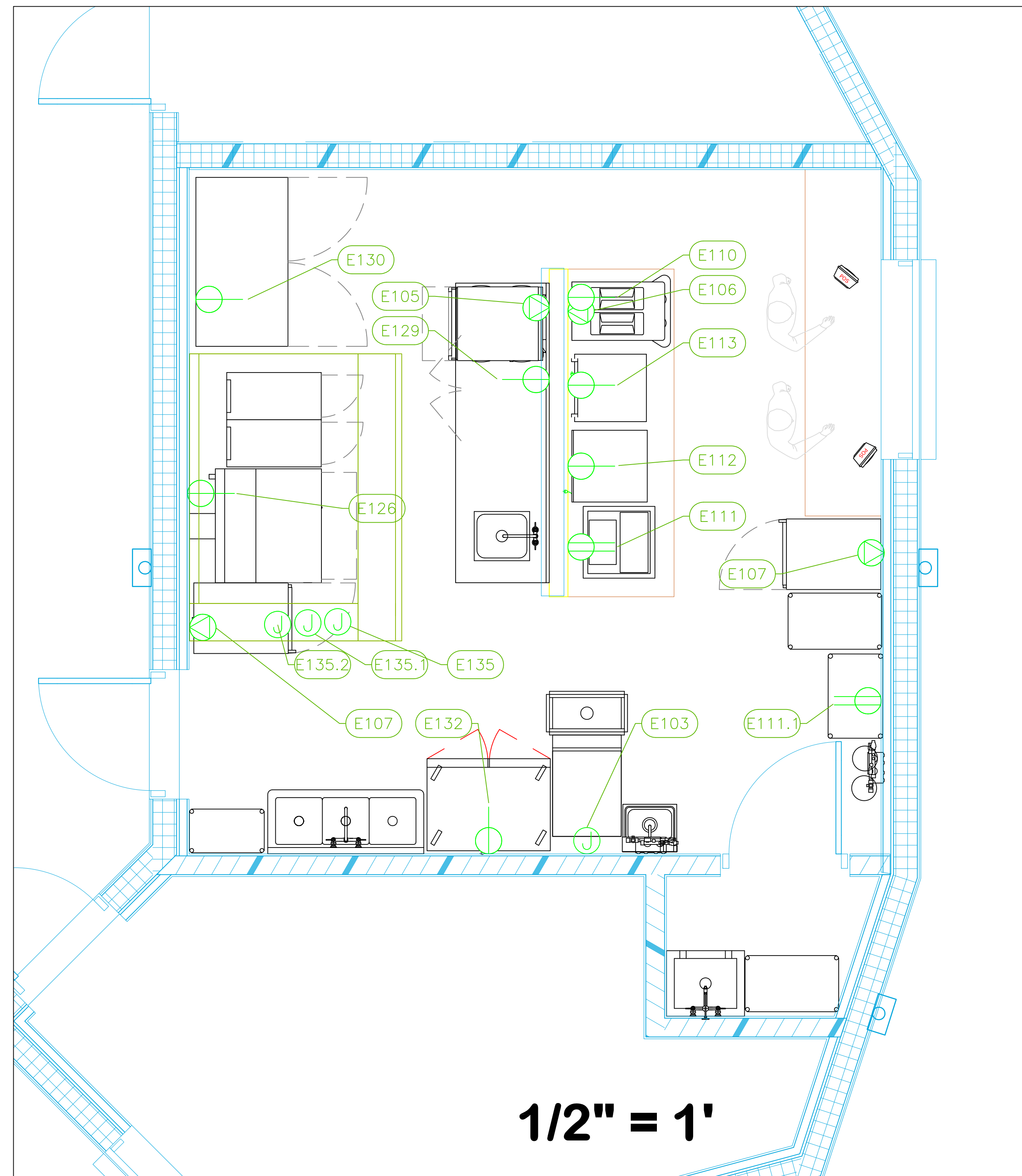
HKS PROJECT NUMBER  
**24391.000**

DATE  
**11/19/2021**

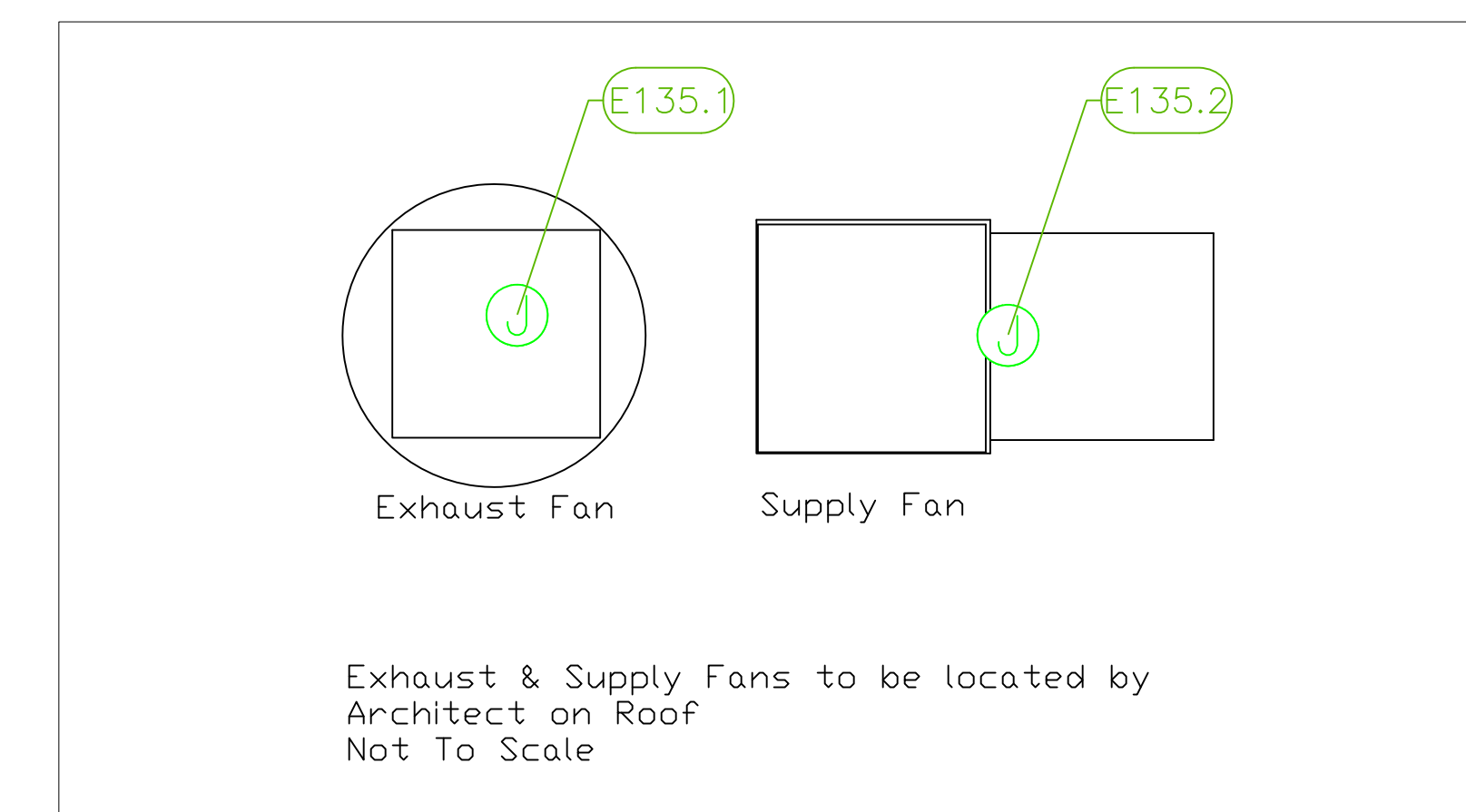
ISSUE  
**100% CONSTRUCTION DOCUMENTS**

SHEET TITLE  
**#25 Animal Food Prep & Storage Mechanical**

SHEET NO.  
**25.K2.9**



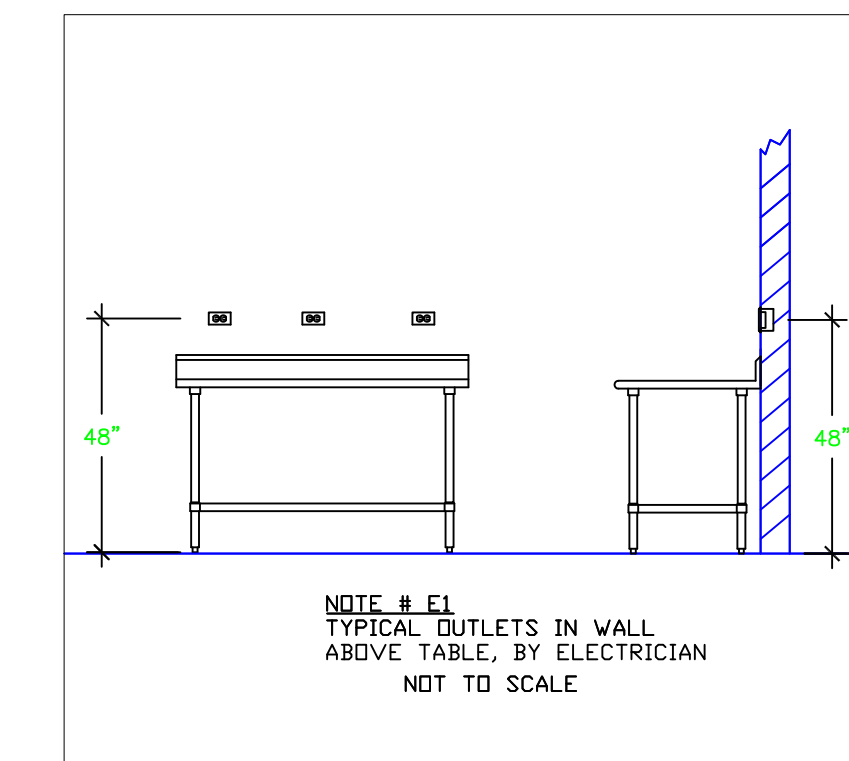
ELECTRICAL SCHEDULE											
ItemNo	Category	Voltage	Cycle	Phase	Amps	Hp	NEMA	ConnectionType	Rough-In AFF	Quantity	Electrical Remarks
103	Ice Maker, Cube-Style	115	60	1	15.2			J-Box	54"	1	
105	Microwave/Impingement Oven	208-240	60	1	40		6-50P	Special	18"	1	6-50R Receptacle
106	Frozen Drink Machine, Non-Carbonated, Cylinder Type	110-115	60	1	16	(2) 1/3	L5-20P	Special	18"	1	L5-20R Receptacle
107	Heated Holding Cabinet	120	60	1	16.0		5-20P	Special	54"	2	5-20R Receptacal
110	Back Bar Cabinet, Refrigerated	120	60	1	7	1/4	5-15P	Simplex	18"	1	
111	Soda Ice & Beverage Dispenser, In-Counter	120	60	1	2.4			Duplex	12"	1	Confirm Elec with Vendor
111.1	Soda Bag And Box	115	60	1	15			Duplex	18"	1	Convenience Outlet beside Equipment
112	Display Merchandiser, Heated, For Multi-Product	120	60	1	11.3		5-15P	Simplex	48"	1	See note E1
113	French Fry Warmer	120	60	1	9.1		5-15P	Simplex	48"	1	See note E1
126	Range, 36", 2 Open Burners, 24" Manual Griddle	115	60	1	5.9			Simplex	18"	1	Connect with Fire System Shut-off
129	Undercounter Refrigerator	115	60	1	3.5		5-15P	Simplex	18"	1	
130	Reach-In Freezer	115	60	1	9.6	1	5-15P	Simplex	18"	1	
132	Reach-In Refrigerator	115	60	1	5.6	1/3	5-15P	Simplex	18"	1	
135	Hood	115	60	1	15.0			J-Box	108"	1	Elec for Lights in Hood
135.1	Exhaust Fan	208	60	3	8.3	1-1/2		J-Box	108"	1	Elec. at Hood Control Box
135.2	Supply Fan	208	60	3	3.8	1		J-Box	108"	1	Elec. at Hood Control Box



# 41 Ticket Upgrade / F&B (by Crossings)

## LEGEND - ELECTRICAL CONNECTIONS

- DUPLEX RECEPT., 15-AMP, 120-VOLT, GROUND TYPE, HORIZONTAL MOUNT
- SIMPLEX RECEPT., 120-VOLT, GROUND TYPE, HORIZONTAL MOUNT
- SPECIAL PURPOSE OUTLET, GROUND TYPE, HORIZONTAL MOUNT
- JUNCTION BOX, DIRECT CONNECTION
- DISCONNECT SWITCH, DIRECT CONNECTION
- FLOOR/CEILING RECEPTACLE AS INDICATED
- (2) Telephone + (2) Data
- FIELD CONNECTIONS
- HARD WIRE CONNECTION POINT AT MACHINE



## Equipment ELECTRICAL Service Requirements

**NOTE # E2**  
ALL NATIONAL, STATE, AND LOCAL CODES SHALL APPLY

**NOTE # E3**  
ALL ELECTRICAL CONNECTIONS AND HARDWARE REQUIRED TO BE PROVIDED BY ELECTRICAL CONTRACTOR

**NOTE # E4**  
ALL JUNCTION BOXES, OUTLETS, ETC. TO BE LOCATED SO AS TO NOT INTERFERE WITH EQUIPMENT

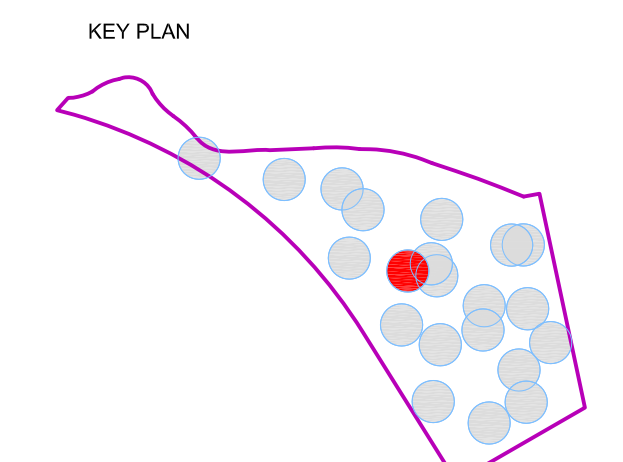
**NOTE # E5**  
ALL REAR-SIDE CONTRACTORS, STARTERS, AND SWITCHES REQUIRED FOR EXHAUST & SUPPLY FANS TO BE PROVIDED BY ELECTRICAL CONTRACTOR UNLESS SPECIFIED

**NOTE # E6**  
ELECTRICAL CONTRACTOR TO INTERCONNECT DISHMACHINE TO EXHAUST FAN FOR DISHMACHINE SO THAT THE FAN RUNS WHEN THE DISHMACHINE IS IN OPERATION

**NOTE # E7**  
ELECTRICAL CONTRACTOR TO INSTALL TABLE LIMIT SWITCH TO END OF CLEAN DISHABLE TO THAT MACHINE STOPS WHEN SWITCH IS DEPRESSED.

**NOTE # E8**  
ELECTRICAL CONTRACTOR TO CONNECT BRAIN LINE HEATER, PAN HEATER AND BOER HEATER FOR WALK-IN FREEZER.

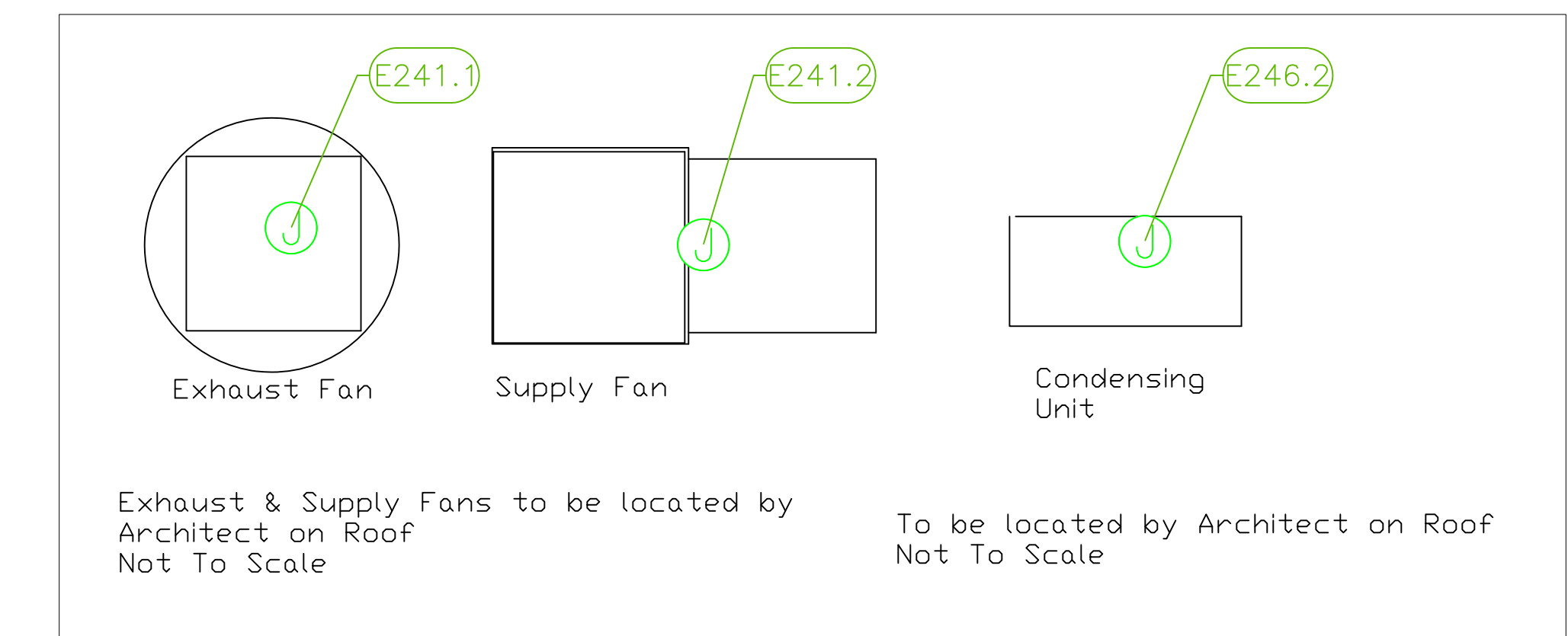
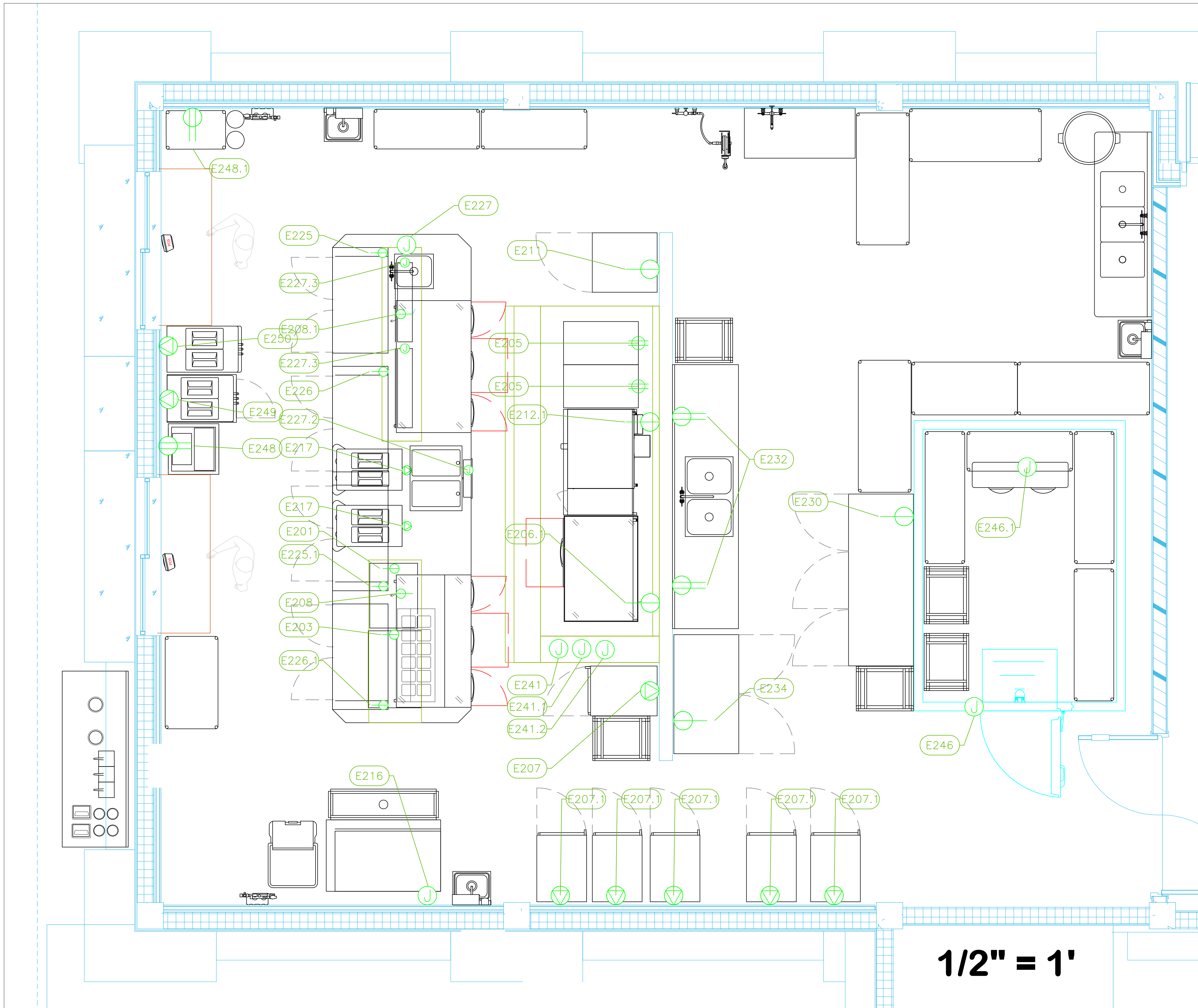
All Dimensions to be verified on the job site. Actual locations for floor drains, and any ventilating equipment to be determined by Engineer. Mechanical, Plumbing & Electrical to be checked and verified by Customers MEP Engineer. Remote Condensing Units to be located by Architect. Exhaust & Supply fans to be located by Architect.



REVISION NO.	DESCRIPTION	DATE

HKS PROJECT NUMBER  
**24391.000**  
DATE  
**11/19/2021**  
ISSUE  
**100% CONSTRUCTION DOCUMENTS**  
SHEET TITLE  
**#41 Crossings Electrical**

SHEET NO.  
**41.K3.1**

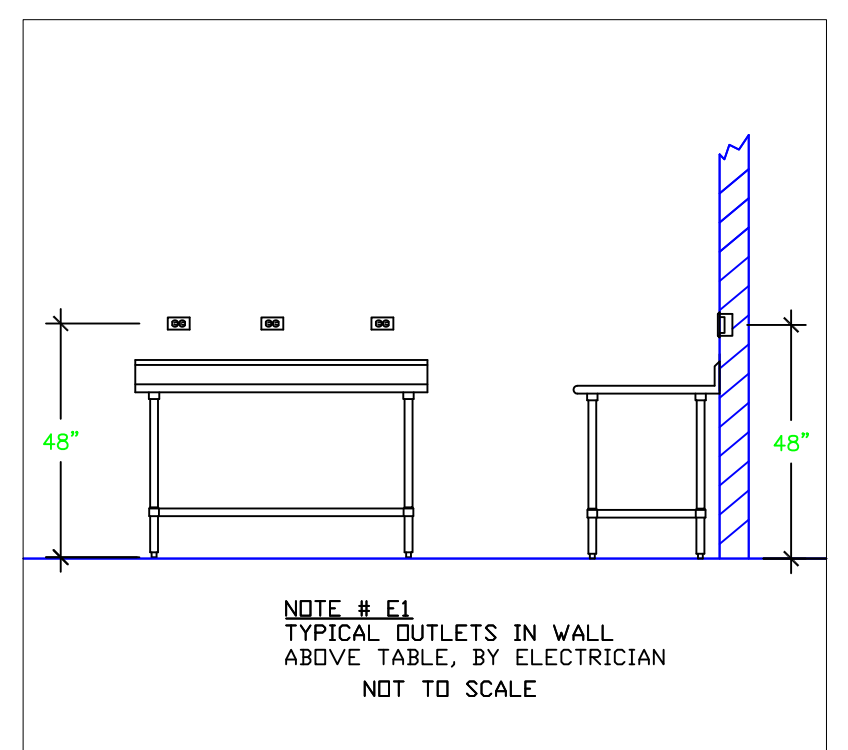


## 58 Restrooms / Mech / Lockers / F&B

ItemNo	Category	Voltage	Cycle	Phase	Amps	Hp	NEMA	Connection Type	Rough-In AFF	Quantity	Electrical Remarks
201	French Fry Warmer	120	60	1	12		5-15P	Simplex	n/a	1	Elec. Supply Prewired from #227 Elec. Panel
203	Display Merchandiser, Heated, For Multi-Product	120	60	1	7.8		5-15P	Simplex	n/a	1	Elec. Supply Prewired from #227 Elec. Panel
206.1	Equipment Stand, Refrigerated Base	115	60	1	2.5	1/5	5-15P	Simplex	18"	1	Connect with Fire System Shut-off
207	Heated Holding Cabinet	120	60	1	16.0		5-20P	Special	54"	1	5-20R Receptacal
207.1	Heated Holding Cabinet	120	60	1	16.0		5-20P	Special	54"	5	5-20R Receptacal
208	Sandwich / Salad Preparation Refrigerator	115	60	1	7	1/3	5-15P	Simplex	n/a	1	Elec. Supply Prewired from #227 Elec. Panel
208.1	Undercounter Refrigerator	115	60	1	4.8	1/4	5-15P	Simplex	n/a	1	Elec. Supply Prewired from #227 Elec. Panel
211	Reach-In Freezer	115	60	1	3.7	1/2	5-15P	Simplex	18"	1	
212.1	Convection Oven, Gas	120	60	1	7.9	1/2	5-15P	Simplex	18"	1	Connect with Fire System Shut-off
216	Ice Maker, Cube-Style	208-230	60	1	15.9			J-Box	18"	1	Electrician to Hard Wire
217	Frozen Drink Machine, Non-Carbonated, Cylinder Type	110-115	60	1	16	(2) 1/3	L5-20P	Special	n/a	2	Elec. Supply Prewired from #227 Elec. Panel
225	Glass Froster	120	60	1	5	1/3	5-15P	Simplex	n/a	1	Elec. Supply Prewired from #227 Elec. Panel
225.1	Glass Froster	120	60	1	5	1/3	5-15P	Simplex	n/a	1	Elec. Supply Prewired from #227 Elec. Panel
226	Back Bar Cabinet, Refrigerated	120	60	1	2.75	1/8	5-15P	Simplex	n/a	1	Elec. Supply Prewired from #227 Elec. Panel
226.1	Back Bar Cabinet, Refrigerated	120	60	1	2.75	1/8	5-15P	Simplex	n/a	1	Elec. Supply Prewired from #227 Elec. Panel
227	Chef's Table	120/208	60	3	Verify			J-Box	Floor	1	Main Incoming for Elec Panel. See Shops
227.2	Hot Food Well Unit, Drop-In, Electric	208/240	60	1	13.75			J-Box	n/a	1	Elec. Supply Prewired from #227 Elec. Panel
227.3	Heat Lamp	120	60	1	7.1			J-Box	n/a	2	Elec. Supply Prewired from #227 Elec. Panel
230	Reach-In Freezer	115	60	1	14	3/4	5-20P	Simplex	18"	1	
232	Work Table, Stainless Steel Top	115	60	1	15			Duplex	48"	1	Convenience Outlets See Note E1
234	Reach-In Refrigerator	115	60	1	5.4	1/2	5-15P	Simplex	18"	1	
241	Hood	115	60	1	15.0			J-Box	108"	1	Elec for Lights in Hood
241.1	Exhaust Fan	208	60	3	6.6	1-1/2		J-Box	108"	1	Elec. at Hood Control Box
241.2	Supply Fan	208	60	3	3.8	1		J-Box	108"	1	Elec. at Hood Control Box
246	Walk-in	115	60	1	15			J-box	ceiling	1	Elec. for lights in walk-in
246.1	Evaporator	115	60	1	15			J-box	ceiling	1	interconnect with Condenser #246.2
246.2	Remote Condenser Unit	208	60	1	15	1		J-box	18"	1	Location by Architect
248	Soda Ice & Beverage Dispenser, In-Counter	120	60	1	2.4			Duplex	12"	1	Confirm Elec with Vendor
248.1	Soda Bag And Box	115	60	1	15			Duplex	18"	1	Convenience Outlet beside Equipment
249	Soft Serve Machine	208-230	60	1	18		L6-20P	Special	18"	1	
250	Soft Serve Machine	208-230	60	1	23	(2) 1	L6-30P	Special	18"	1	

**LEGEND - ELECTRICAL CONNECTIONS**

- [Symbol] DUPLEX RECEPT., 15-AMP, 120-VOLT, GROUND TYPE, HORIZONTAL MOUNT
- [Symbol] SIMPLEX RECEPT., 120-VOLT, GROUND TYPE, HORIZONTAL MOUNT
- [Symbol] SPECIAL PURPOSE OUTLET, GROUND TYPE, HORIZONTAL MOUNT
- [Symbol] JUNCTION BOX, DIRECT CONNECTION
- [Symbol] DISCONNECT SWITCH, DIRECT CONNECTION
- [Symbol] FLOOR/CEILING RECEPTACLE AS INDICATED
- [Symbol] (2) Telephone + (2) Data
- [Symbol] FIELD CONNECTIONS
- [Symbol] HARD WIRE CONNECTION POINT AT MACHINE



**NOTE # E2**  
ALL NATIONAL, STATE, AND LOCAL CODES SHALL APPLY

**NOTE # E3**  
ALL ELECTRICAL CONNECTIONS AND HARDWARE REQUIRED TO BE PROVIDED BY ELECTRICAL CONTRACTOR

**NOTE # E4**  
ALL JUNCTION BOXES, OUTLETS, ETC. TO BE LOCATED SO AS TO NOT INTERFERE WITH EQUIPMENT

**NOTE # E5**  
ALL RELAYS, CONTRACTORS, STARTERS, AND SWITCHES REQUIRED FOR EXHAUST & SUPPLY FANS TO BE PROVIDED BY ELECTRICAL CONTRACTOR UNLESS SPECIFIED

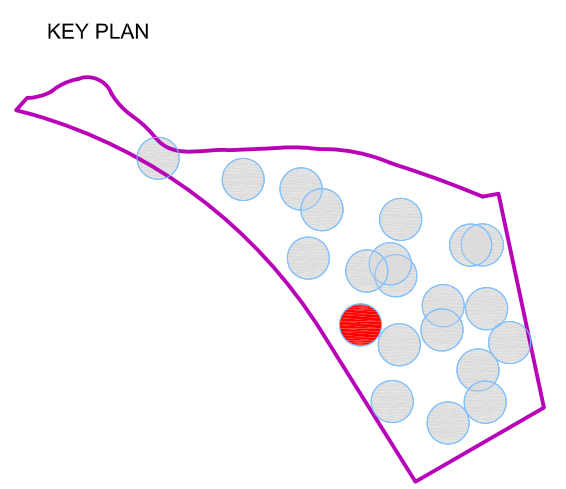
**NOTE # E6**  
ELECTRICAL CONTRACTOR TO INTERCONNECT DISHMACHINE TO EXHAUST FAN FOR DISHMACHINE SO THAT THE FAN RUNS WHEN THE DISHMACHINE IS IN OPERATION

**NOTE # E7**  
ELECTRICAL CONTRACTOR TO INSTALL TABLE LIMIT SWITCH TO END OF CLEAN DISHTABLE TO THAT MACHINE STOPS WHEN SWITCH IS DEPRESSED.

**NOTE # E8**  
ELECTRICAL CONTRACTOR TO CONNECT BRAIN LINE HEATER, FAN HEATER AND BOILER HEATER FOR WALK-IN FREEZER.

### Equipment ELECTRICAL Service Requirements

All Dimensions to be verified on the job site. Actual locations for floor drains, and any ventilating equipment to be determined by Engineer. Mechanical, Plumbing & Electrical to be checked and verified by Customers MEP Engineer. Remote Condensing Units to be located by Architect. Exhaust & Supply fans to be located by Architect.



**REVISION**

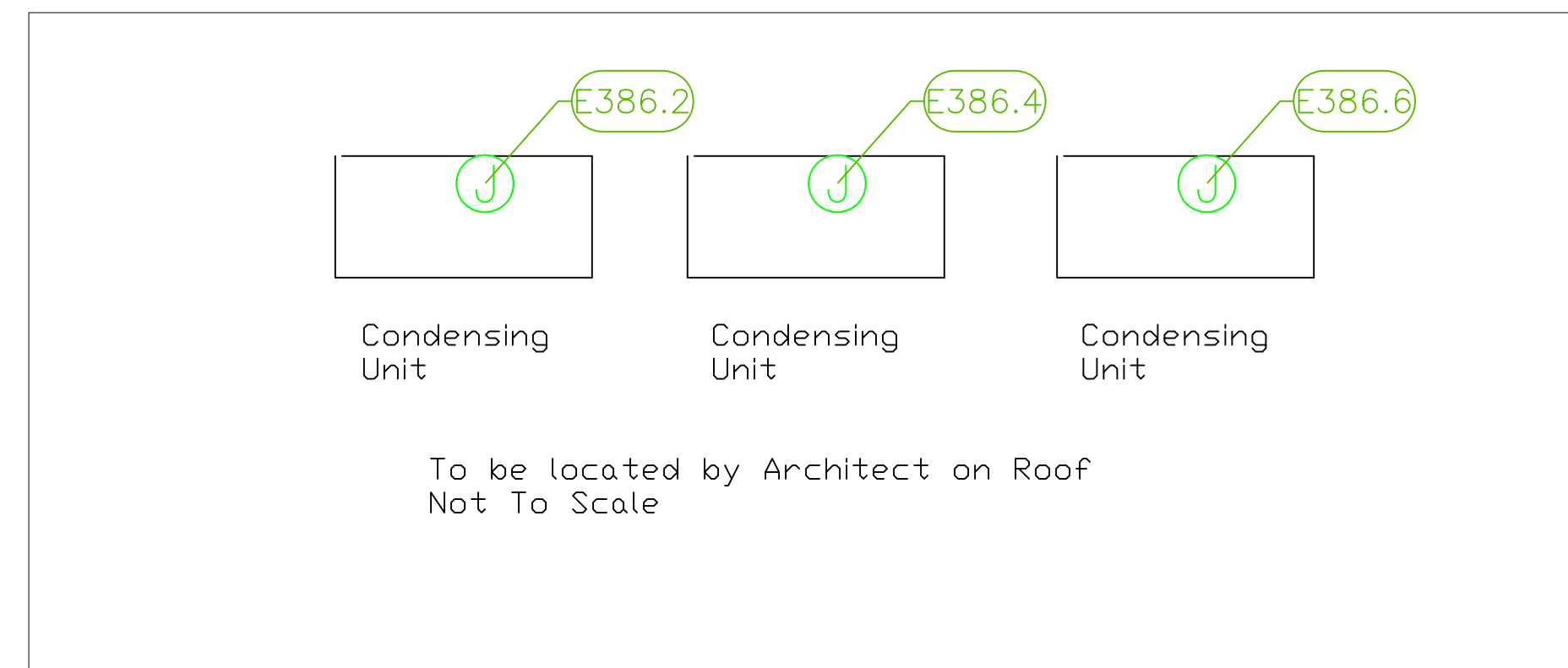
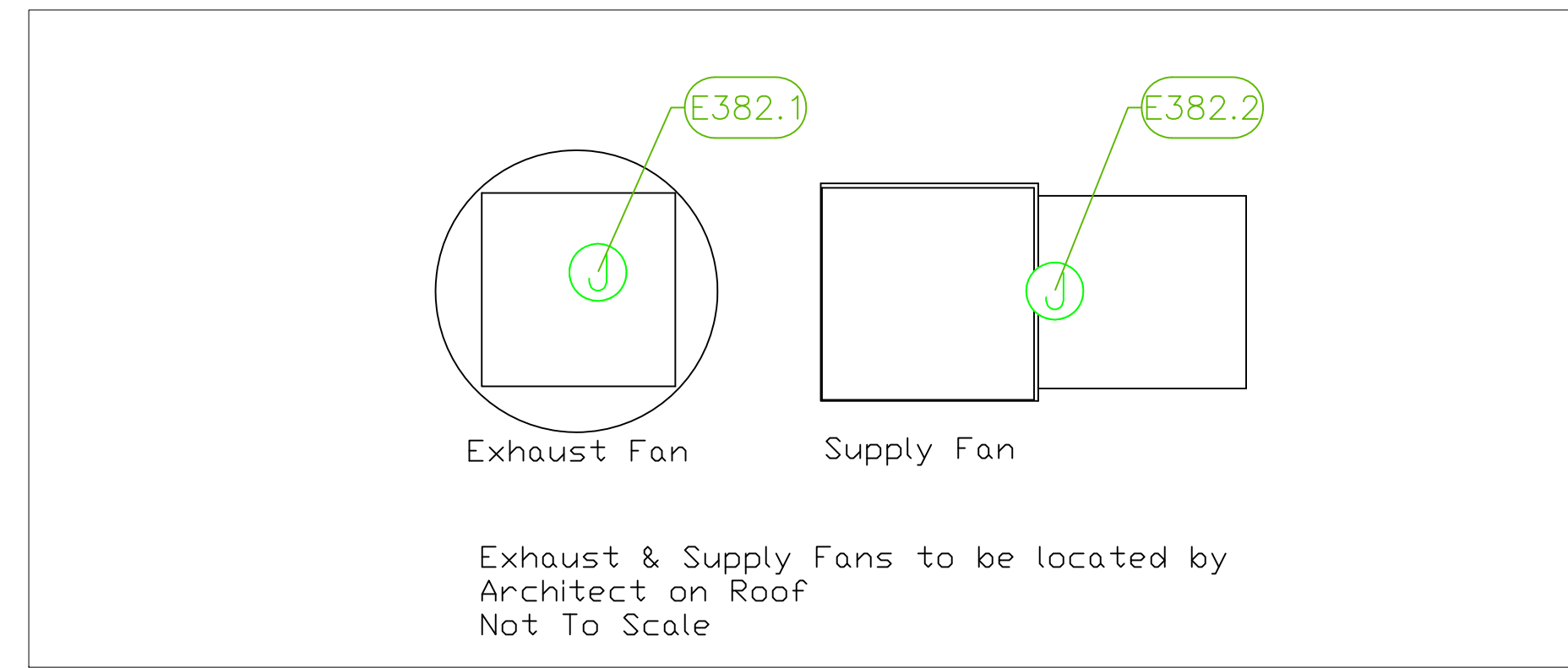
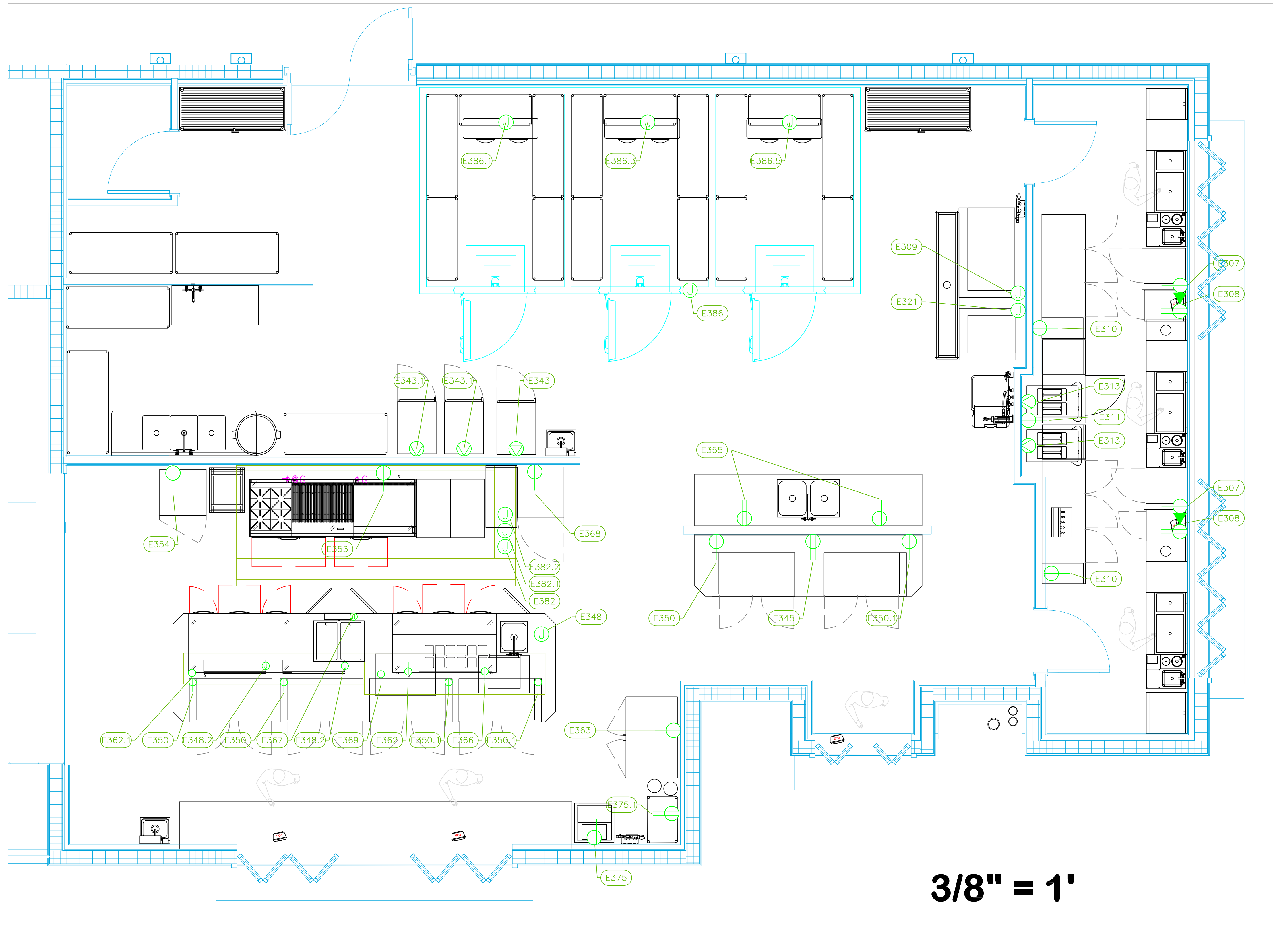
NO.	DESCRIPTION	DATE

HKS PROJECT NUMBER  
**24391.000**  
DATE  
**11/19/2021**  
ISSUE  
**100% CONSTRUCTION DOCUMENTS**  
SHEET TITLE  
**#58 F&B Electrical**  
SHEET NO.  
**58.K3.2**

ARCHITECT: HKS ARCHITECTS, INC.
STRUCTURAL ENGINEER: DESIMONE CONSULTING ENGINEERS
MEP / LV / LIGHTING ENGINEER: EXP
LANDSCAPE ARCHITECT: ED SA

JUNGLE ISLAND

PROJECT LOCATION: JUNGLE ISLAND, 1111 PARROT JUNGLE TRAIL, MIAMI, FLORIDA 33132
OWNER: ESJ CAPITAL PARTNERS
OWNER REPRESENTATIVE: GARDINER & THEOBALD
CIVIL ENGINEER: LANGAN
AQUATIC ENGINEER: MARTIN AQUATIC DESIGN & ENGINEERING
ANIMAL AQUATIC ENGINEER: SATCHELL ENGINEERING & ASSOCIATES
THEATRICAL ENGINEER: ALL-PRO INTEGRATION SYSTEMS
KITCHEN CONSULTANT: UNI-SOURCE SUPPLY INTERNATIONAL, INC.
WATERPARK CONSULTANT: WHITEWATER

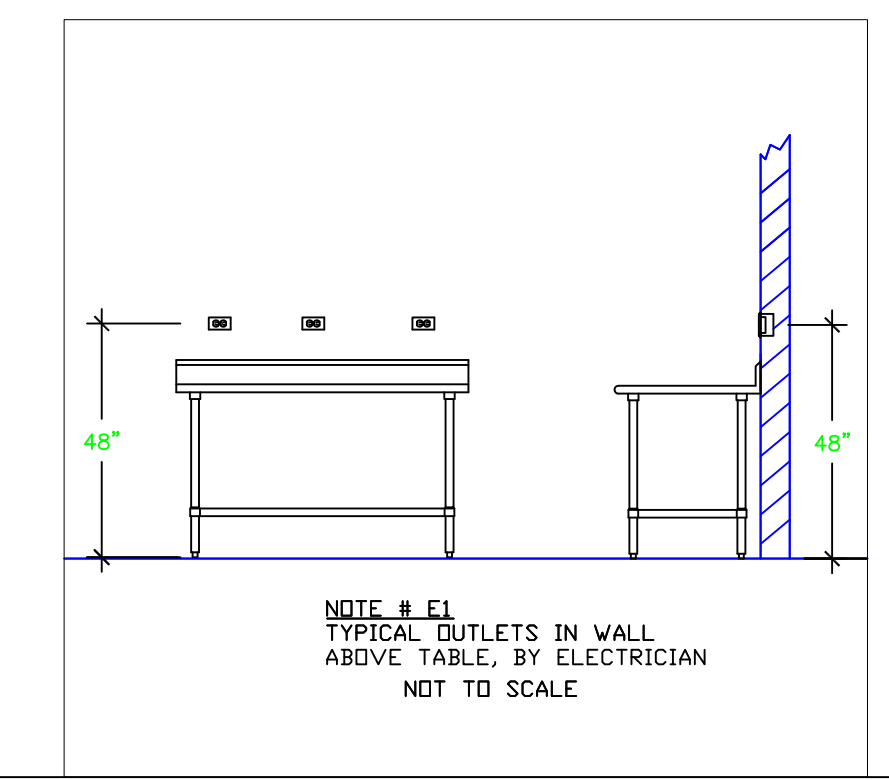


3/8" = 1'

56 The Island F&B

ELECTRICAL SCHEDULE table with columns: ItemNo, Category, Voltage, Cycle, Phase, Amps, Hp, NEMA, ConnectionType, Rough-In AFF, Quantity, Electrical Remarks.

- LEGEND - ELECTRICAL CONNECTIONS
- DUPLX RECEPT., 15-AMP, 120-VOLT, GROUND TYPE, HORIZONTAL MOUNT
- SIMPLEX RECEPT., 120-VOLT, GROUND TYPE, HORIZONTAL MOUNT
- SPECIAL PURPOSE OUTLET, GROUND TYPE, HORIZONTAL MOUNT
- JUNCTION BOX, DIRECT CONNECTION
- DISCONNECT SWITCH, DIRECT CONNECTION
- FLOOR/CEILING RECEPTACLE AS INDICATED
- (2) Telephone + (2) Data
- FIELD CONNECTIONS
- HARD WIRE CONNECTION POINT AT MACHINE



NOTE # E2: ALL NATIONAL, STATE, AND LOCAL CODES SHALL APPLY.
NOTE # E3: ALL ELECTRICAL CONNECTIONS AND HARDWARE REQUIRED TO BE PROVIDED BY ELECTRICAL CONTRACTOR.
NOTE # E4: ALL JUNCTION BOXES, OUTLETS, ETC. TO BE LOCATED SO AS TO NOT INTERFERE WITH EQUIPMENT.
NOTE # E5: ALL WELDS, CONTRACTORS, STARTERS, AND SWITCHES REQUIRED FOR EXHAUST & SUPPLY FANS TO BE PROVIDED BY ELECTRICAL CONTRACTOR UNLESS SPECIFIED.
NOTE # E6: ELECTRICAL CONTRACTOR TO INTERCONNECT DISHMACHINE TO EXHAUST FAN FOR DISHMACHINE SO THAT THE FAN RUNS WHEN THE DISHMACHINE IS IN OPERATION.
NOTE # E7: ELECTRICAL CONTRACTOR TO INSTALL TABLE LIMIT SWITCH TO END OF CLEAN DISHTABLE TO THAT MACHINE STOPS WHEN SWITCH IS DEPRESSED.
NOTE # E8: ELECTRICAL CONTRACTOR TO CONNECT BRAIN LINE HEATER, FAN HEATER AND BOER HEATER FOR WALK-IN FREEZER.

Equipment ELECTRICAL Service Requirements

All Dimensions to be verified on the job site. Actual locations for floor drains, and any ventilating equipment to be determined by Engineer. Mechanical, Plumbing & Electrical to be checked and verified by Customers MEP Engineer. Remote Condensing Units to be located by Architect. Exhaust & Supply fans to be located by Architect.

KEY PLAN, REVISION table, HKS PROJECT NUMBER: 24391.000, DATE: 11/19/2021, ISSUE: 100% CONSTRUCTION DOCUMENTS, SHEET TITLE: #56 The Island Kitchen & Bar Electrical, SHEET NO.: 56.K3.3

**JUNGLE ISLAND**

**PROJECT LOCATION**  
JUNGLE ISLAND  
1111 PARROT JUNGLE TRAIL  
MIAMI, FLORIDA 33132

**OWNER**  
ESJ CAPITAL PARTNERS  
19950 W. COUNTRY CLUB DR #800  
AVENTURA, FLORIDA 33180

**OWNER CONSULTANTS:**  
**OWNER REPRESENTATIVE**  
GARDINER & THEOBALD  
350 LINCOLN ROAD  
MIAMI BEACH, FLORIDA 33139

**CIVIL ENGINEER**  
LANGAN  
PARKSIDE CORPORATE CENTER  
15150 NW 75 COURT, SUITE 200  
MIAMI LAKES, FLORIDA 33016

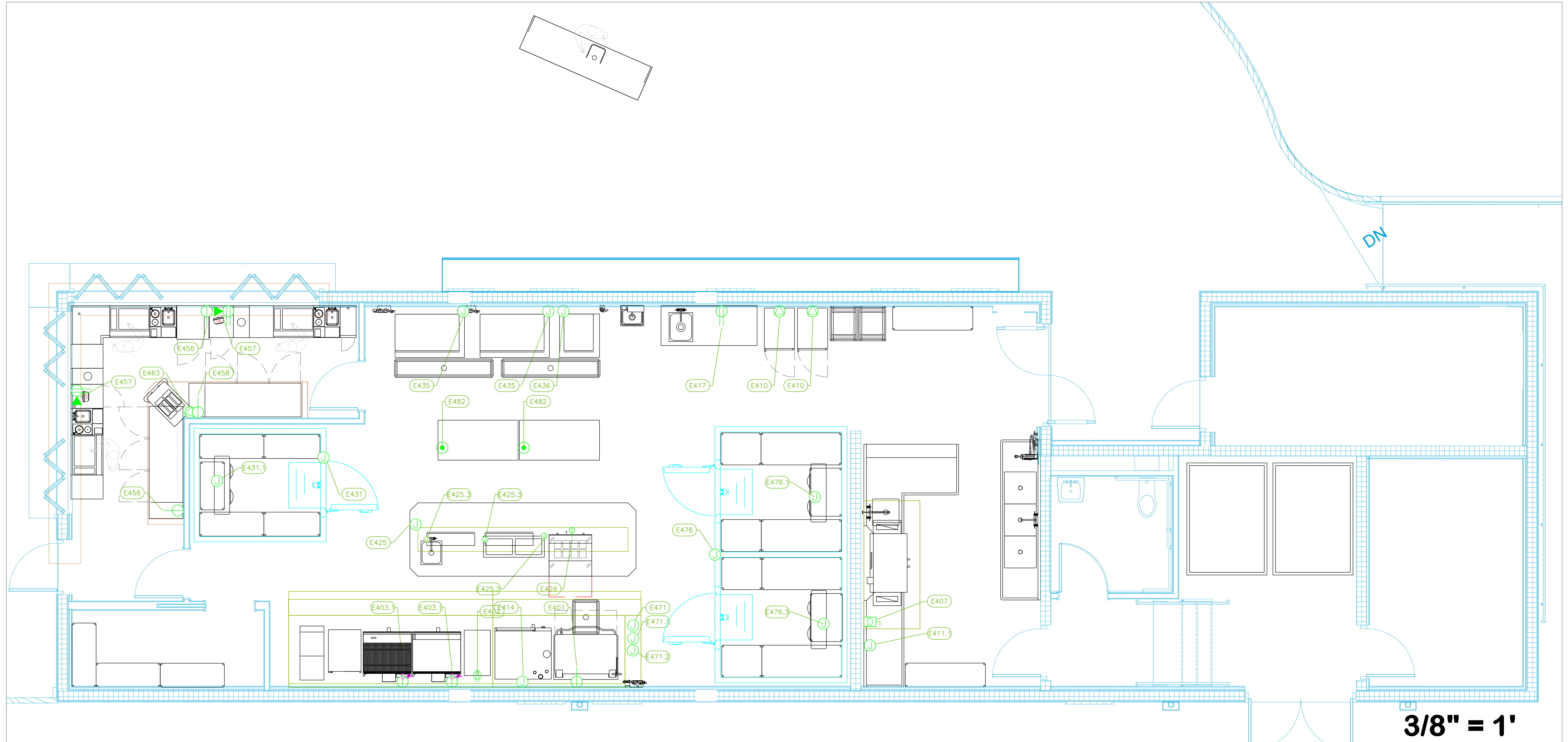
**AQUATIC ENGINEER**  
MARTIN AQUATIC DESIGN & ENGINEERING  
189 SOUTH ORANGE AVENUE, SUITE 1220  
ORLANDO, FLORIDA 32801  
THE PLAZA SOUTH TOWER

**ANIMAL AQUATIC ENGINEER**  
SATCHELL ENGINEERING & ASSOCIATES  
2890 S. SANTE FE AVE SUITE 106  
SAN MARCOS, CALIFORNIA 92069

**THEATRICAL ENGINEER**  
ALL-PRO INTEGRATION SYSTEMS  
808 BEVELS PARKWAY  
PENSACOLA, FLORIDA 32505

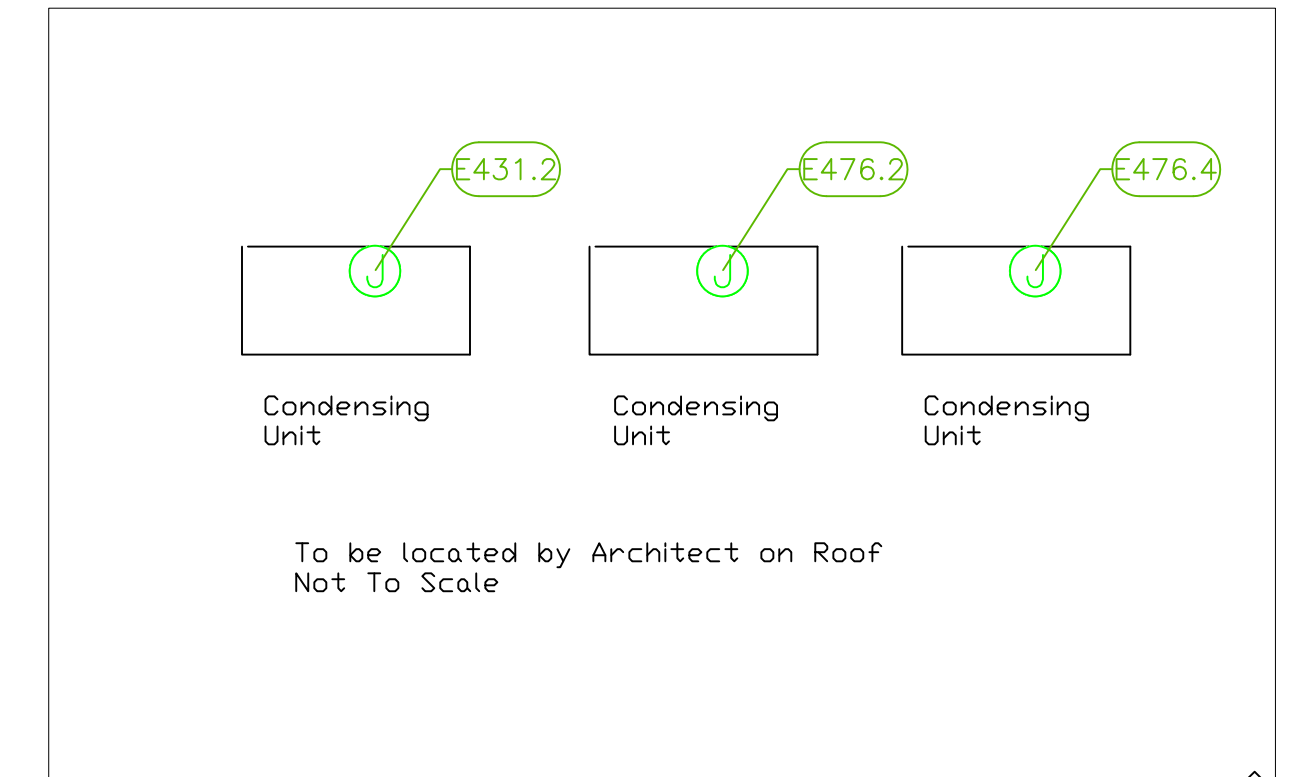
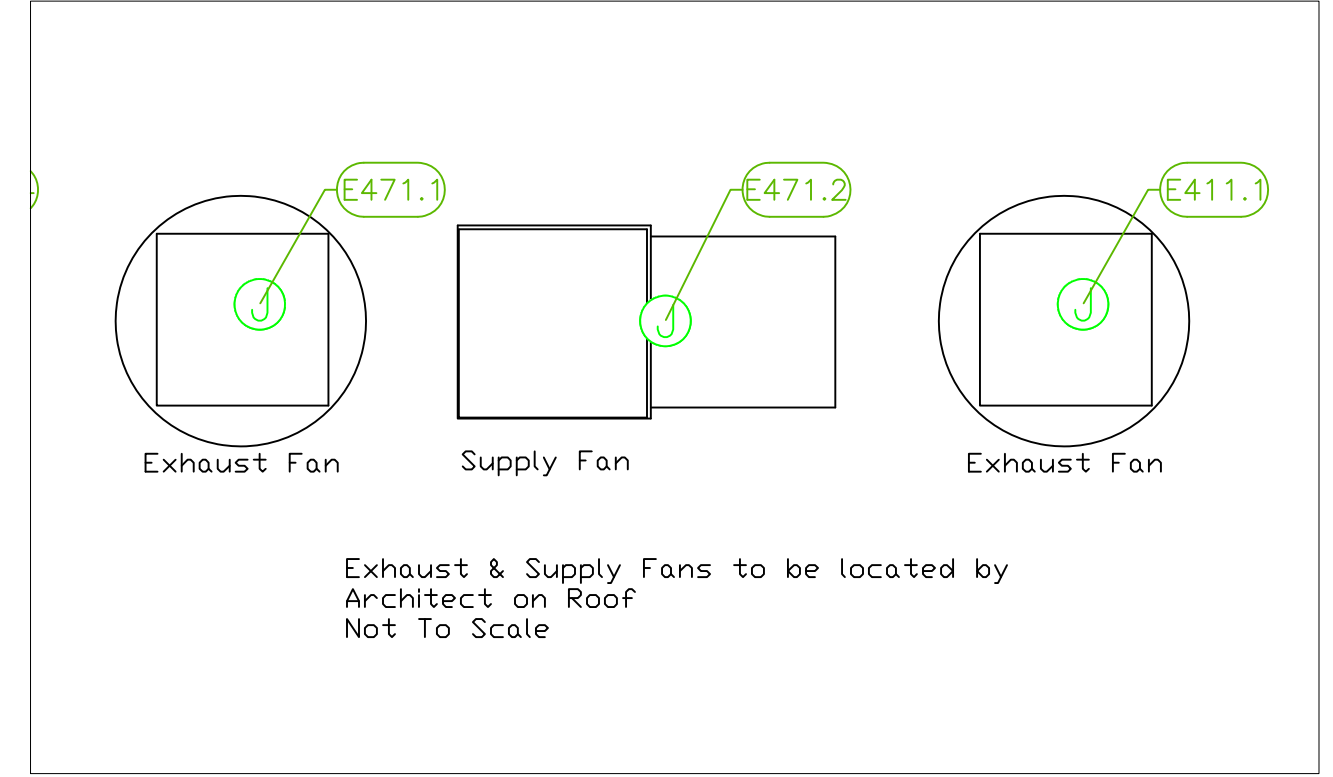
**KITCHEN CONSULTANT**  
UNI-SOURCE SUPPLY INTERNATIONAL, INC.  
2055 W 73RD STREET  
MIAMI, FLORIDA 33016

**WATERPARK CONSULTANT**  
WHITEWATER  
180-6651 FRASERWOOD PLACE  
RICHMOND, BC V6W1J3



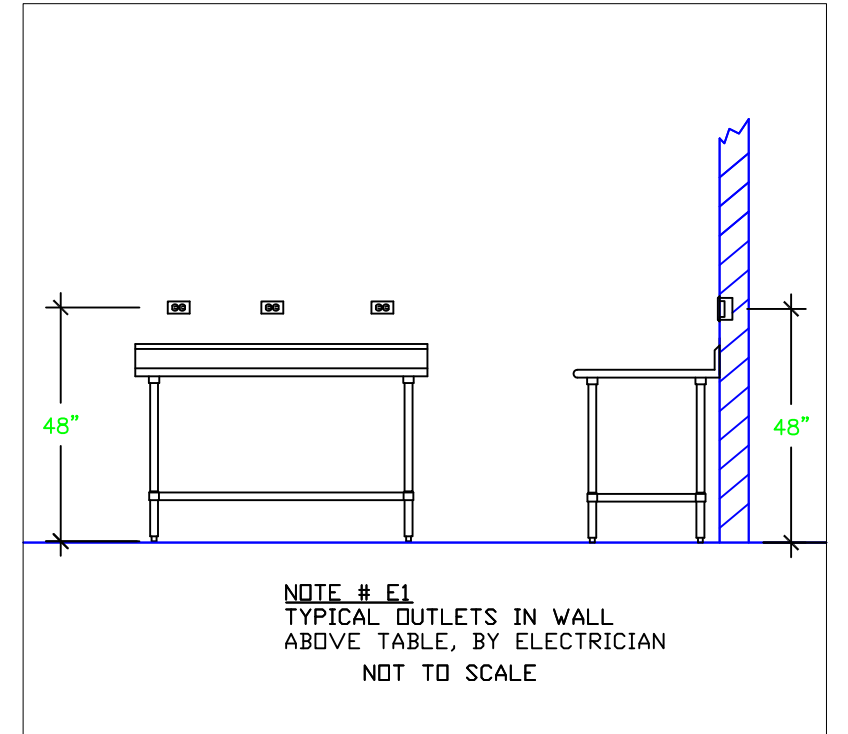
**63 Joia Beach Kitchen Building / Deck**

ItemNo	Category	Voltage	Cycle	Phase	Amps	Hp	NEMA	ConnectionType	Rough-In AFF	Quantity	Electrical Remarks
401	Tilting Skillet Braising Pan, Gas	120	60	1	2.0			Simplex	18"	1	Connect with Fire system shut-off
403.1	Convection Oven, Gas	120	60	1	7.9	1/2	5-15P	Simplex	18"	2	Connect with Fire system shut-off
407	Dishwasher, Conveyor Type	208	60	3	128.8			Disconnect	18"	1	Disconnect for Wet Location
410	Heated Holding Cabinet	120	60	1	16.0			Special	54"	2	5-20R Receptacle
411.1	Exhaust Fan	115	60	1	6.3	1/2		J-Box	48"	1	Elec. at Hood Switch. See Note E6
414	Combi Oven, Gas	208/240	60	1	7.2			J-Box	54"	1	
417	Work Table, with Prep Sink(s)	115	60	1	15			Duplex	48"	1	Convenience Outlet, See Note E1
425	Chef's Table	120/208	60	3	Verify			J-Box	Floor	1	Main Incoming for Elec Panel, See Shops
425.2	Hot Food Well Unit, Drop-In, Electric	120	60	1	17.0			J-Box	n/a	1	Elec. Supply Prewired from #425 Elec. Panel
425.3	Heat Lamp	120	60	1	7.8			J-Box	n/a	2	Elec. Supply Prewired from #425 Elec. Panel
426	Sandwich / Salad Preparation Refrigerator	115	60	1	2.46	1/5	5-15P	Simplex	n/a	1	Elec. Supply Prewired from #425 Elec. Panel
431	Walk-in	115	60	1	15			J-Box	ceiling	1	interconnect with Condenser #431.2
431.1	Evaporator	115	60	1	15			J-Box	ceiling	1	interconnect with Condenser #431.2
431.2	Remote Condenser Unit	208	60	1	15			J-Box	18"	1	Location by Architect
435	Ice Maker, Cube-Style	208-230	60	1	15.9			J-Box	54"	2	Electrician to Hard Wire
436	Ice Flaker	115	60	1	10.8			J-Box	54"	1	Electrician to Hard Wire
456	Back Bar Cabinet, Refrigerated	120	60	1	2.75	1/8	5-15P	Simplex	18"	1	
457	Work Center	120	60	1	15			Duplex	18"	2	Confirm Elec with Owner
458	Back Bar Cabinet, Refrigerated	120	60	1	7	1/4	5-15P	Simplex	18"	2	
463	Frozen Drink Machine, Non-Carbonated, Cylinder Type	110-115	60	1	16	(2) 1/3	L5-20P	Special	48"	1	5-20R Receptacle
471	Hood - Joya	115	60	1	15.0			J-BOX	108"	1	Elec for Lights in Hood
471.1	Exhaust Fan	208	60	3	15.8	5		J-Box	108"	1	Elec. at Hood Control Box
471.2	Supply Fan	208	60	3	9.5	3		J-Box	108"	1	Elec. at Hood Control Box
476	Walk-in	115	60	1	15			J-Box	ceiling	1	Elec. for lights in walk-in
476.1	Evaporator	115	60	1	15			J-Box	ceiling	1	interconnect with Condenser #476.2
476.2	Remote Condenser Unit	208	60	1	15			J-Box	18"	1	Location by Architect
476.3	Evaporator	208	60	1	10.8			J-Box	ceiling	1	interconnect with Condenser #476.3
476.4	Remote Condenser Unit	208	60	1	32			J-Box	18"	1	Location by Architect
482	Work Table, Stainless Steel Top	115	60	1	15			Ceiling	Ceiling	2	Drop Cord Convenience Outlet by Electrician



**LEGEND - ELECTRICAL CONNECTIONS**

- DUPLEX RECEPT., 15-AMP, 120-VOLT, GROUND TYPE, HORIZONTAL MOUNT
- SIMPLEX RECEPT., 120-VOLT, GROUND TYPE, HORIZONTAL MOUNT
- SPECIAL PURPOSE OUTLET, GROUND TYPE, HORIZONTAL MOUNT
- JUNCTION BOX, DIRECT CONNECTION
- DISCONNECT SWITCH, DIRECT CONNECTION
- FLOOR/CEILING RECEPTACLE AS INDICATED
- (2) Telephone + (2) Data
- FIELD CONNECTIONS
- HARD WIRE CONNECTION POINT AT MACHINE



**Equipment ELECTRICAL Service Requirements**

**NOTE # E2**  
ALL NATIONAL, STATE, AND LOCAL CODES SHALL APPLY

**NOTE # E3**  
ALL ELECTRICAL CONNECTIONS AND HARDWARE REQUIRED TO BE PROVIDED BY ELECTRICAL CONTRACTOR

**NOTE # E4**  
ALL JUNCTION BOXES, OUTLETS, ETC. TO BE LOCATED SO AS TO NOT INTERFERE WITH EQUIPMENT

**NOTE # E5**  
ALL RELAYS, CONTRACTORS, STARTERS, AND SWITCHES REQUIRED FOR EXHAUST & SUPPLY FANS TO BE PROVIDED BY ELECTRICAL CONTRACTOR UNLESS SPECIFIED

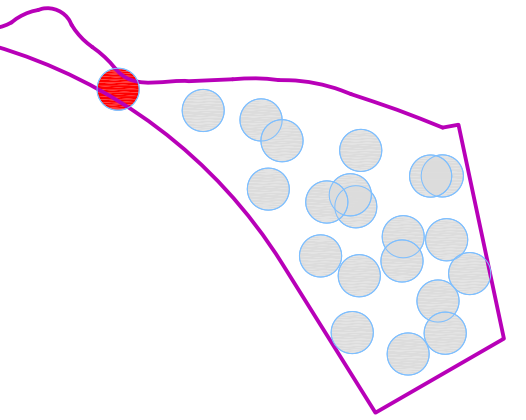
**NOTE # E6**  
ELECTRICAL CONTRACTOR TO INTERCONNECT DISHMACHINE TO EXHAUST FAN FOR DISHMACHINE SO THAT THE FAN RUNS WHEN THE DISHMACHINE IS IN OPERATION

**NOTE # E7**  
ELECTRICAL CONTRACTOR TO INSTALL TABLE LIMIT SWITCH TO END OF CLEAN DISHABLE TO THAT MACHINE STOPS WHEN SWITCH IS DEPRESSED.

**NOTE # E8**  
ELECTRICAL CONTRACTOR TO CONNECT BRAIN LINE HEATER, FAN HEATER AND BOILER HEATER FOR WALK-IN FREEZER.

All Dimensions to be verified on the job site. Actual locations for floor drains, and any ventilating equipment to be determined by Engineer. Mechanical, Plumbing & Electrical to be checked and verified by Customers MEP Engineer. Remote Condensing Units to be located by Architect. Exhaust & Supply fans to be located by Architect.

KEY PLAN



REVISION NO.	DESCRIPTION	DATE

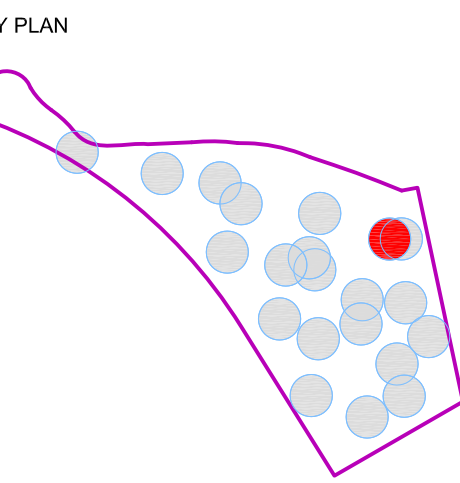
HKS PROJECT NUMBER  
**24391.000**

DATE  
**11/19/2021**

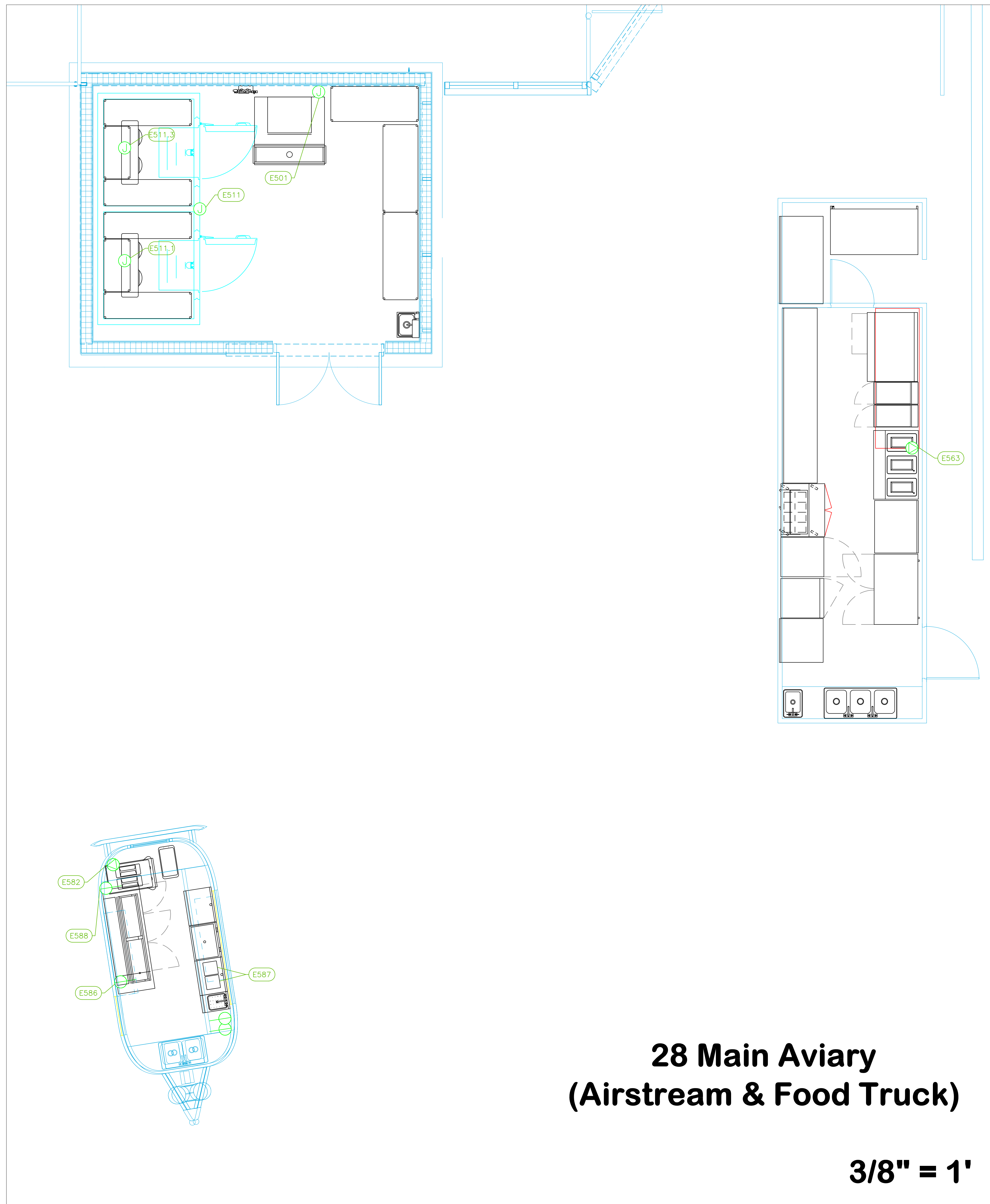
ISSUE  
**100% CONSTRUCTION DOCUMENTS**

SHEET TITLE  
**#63 Joia Beach Kitchen Electrical**

SHEET NO.  
**63.K3.4**



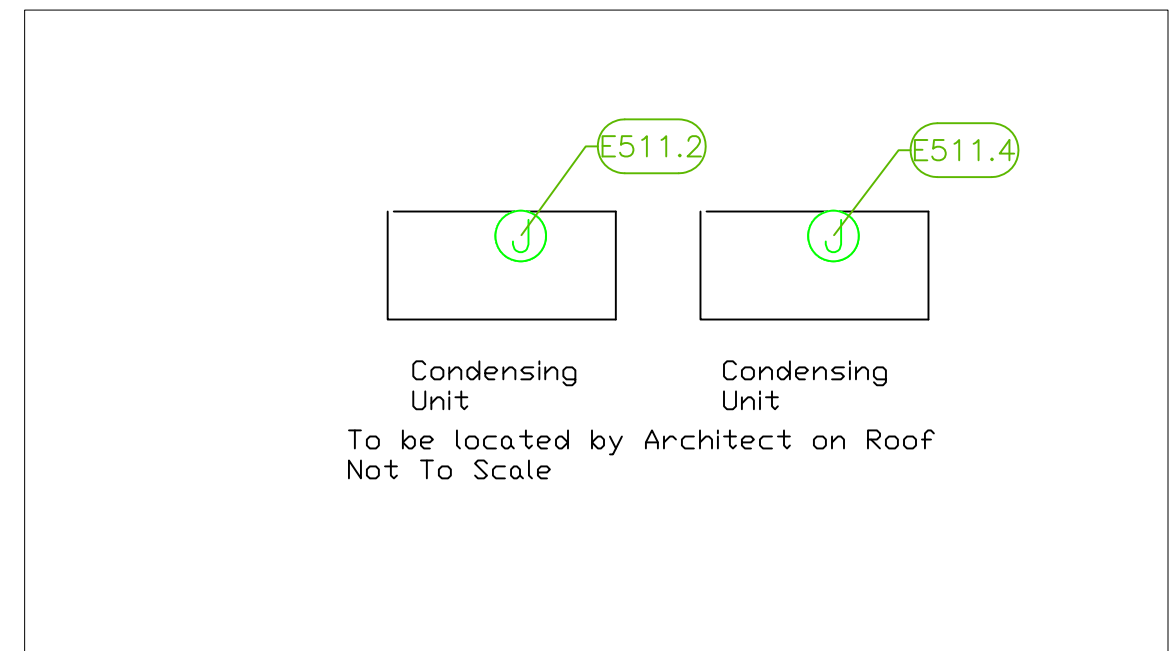
REVISION NO.	DESCRIPTION	DATE



## 28 Main Aviary (Airstream & Food Truck)

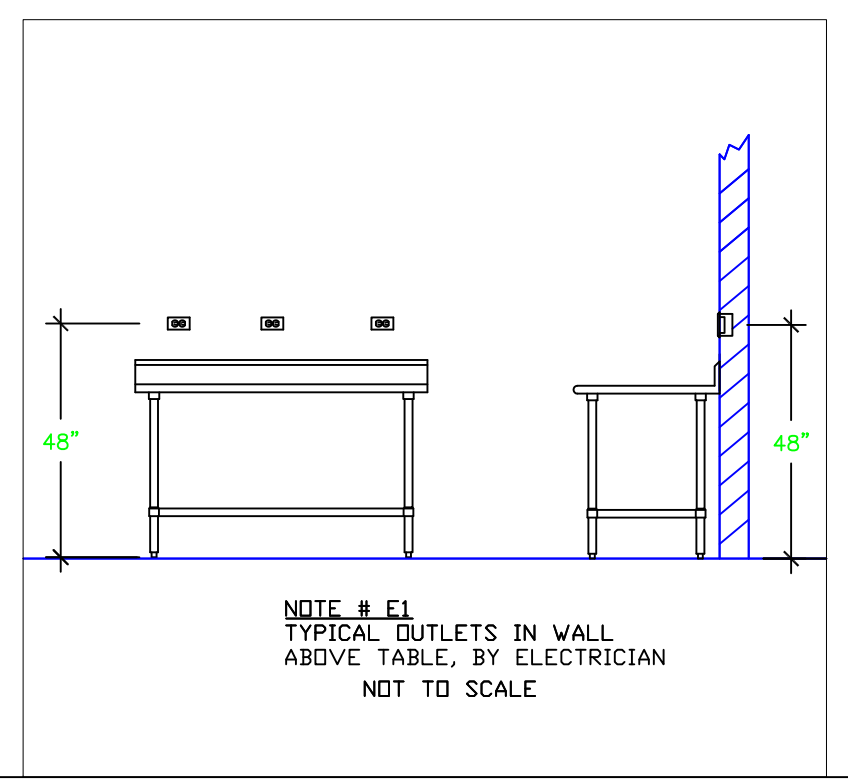
**3/8" = 1"**

ELECTRICAL SCHEDULE													
ItemNo	Category	Voltage	Cycle	Phase	Amps	Hp	NEMA	ConnectionType	Rough-In AFF	Quantity	Electrical Remarks		
501	Ice Maker, Cube-Style	208-230	60	1	9.9			J-Box	54"	1	Electrician to Hard Wire		
511	Walk-in	115	60	1	15			J-Box	ceiling	1	Elec. for lights in walk-in		
511.1	Evaporator	115	60	1	15			J-Box	ceiling	1	interconnect with Condenser #511.2		
511.2	Remote Condenser Unit	208	60	1	15			J-Box	18"	1	Location by Architect		
511.3	Evaporator	115	60	1	10.8			J-Box	ceiling	1	Interconnect with Condenser #511.4		
511.4	Remote Condenser Unit	208	60	1	32			J-Box	18"	1	Location by Architect		
554	Sandwich / Salad Preparation Refrigerator	115	60	1	4.5	1/4	5-15P	Simplex	Existing	1	Existing		
555	Reach-In Refrigerator	115	60	1	2.2	1/4	5-15P	Simplex	Existing	1	Existing		
556	Reach-In Freezer	115	60	1	3.7	1/2	5-15P	Simplex	Existing	1	Existing		
560	Undercounter Refrigerator	115	60	1	3			Simplex	Existing	1	Existing		
561	Exhaust Hood	TBD	60		TBD					1	Existing, power requirements to be confirmed		
563	Hot Food Serving Counter / Table	208-240	60	1	11.91-13.74			Special	18"	1	New Power run by GC		
582	Frozen Drink Machine, Non-Carbonated, Cylinder Type	110-115	60	1	16	(2) 1/3	L5-20P	Special	48"	1	5-20R Receptical, New Power run by GC		
586	Back Bar Cabinet, Refrigerated	120	60	1	7	1/4	5-15P	Simplex	18"	1	New Power run by GC		
587	Blender, Bar	120	60	1	13.0	3-1/2		Simplex	18"	2	New Power run by GC		
588	Liquor Bottle Display	115	50/60	1	2			Simplex	18"	1	New Power run by GC		



**LEGEND - ELECTRICAL CONNECTIONS**

- DUPLEX RECEPT., 15-AMP, 120-VOLT, GROUND TYPE, HORIZONTAL MOUNT
- SIMPLEX RECEPT., 120-VOLT, GROUND TYPE, HORIZONTAL MOUNT
- SPECIAL PURPOSE OUTLET, GROUND TYPE, HORIZONTAL MOUNT
- JUNCTION BOX, DIRECT CONNECTION
- DISCONNECT SWITCH, DIRECT CONNECTION
- FLOOR/CEILING RECEPTACLE AS INDICATED
- (2) Telephone + (2) Data
- FIELD CONNECTIONS
- HARD WIRE CONNECTION POINT AT MACHINE



**NOTE # E2:**  
ALL NATIONAL, STATE, AND LOCAL CODES SHALL APPLY.

**NOTE # E3:**  
ALL ELECTRICAL CONNECTIONS AND HARDWARE REQUIRED TO BE PROVIDED BY ELECTRICAL CONTRACTOR.

**NOTE # E4:**  
ALL JUNCTION BOXES, OUTLETS, ETC. TO BE LOCATED SO AS TO NOT INTERFERE WITH EQUIPMENT.

**NOTE # E5:**  
ALL RELAYS, CONTRACTORS, STARTERS, AND SWITCHES REQUIRED FOR EXHAUST & SUPPLY FANS TO BE PROVIDED BY ELECTRICAL CONTRACTOR UNLESS SPECIFIED.

**NOTE # E6:**  
ELECTRICAL CONTRACTOR TO INTERCONNECT DISHMACHINE TO EXHAUST FAN FOR DISHACHINE SO THAT THE FAN RUNS WHEN THE DISHACHINE IS IN OPERATION.

**NOTE # E7:**  
ELECTRICAL CONTRACTOR TO INSTALL TABLE DIMED SWITCH TO END OF CLEAN DISHABLE TO THAT MACHINE STOPS WHEN SWITCH IS DEPRESSED.

**NOTE # E8:**  
ELECTRICAL CONTRACTOR TO CONNECT BRAIN LINE HEATER, PAN HEATER AND BOER HEATER FOR WALK-IN FREEZER.

### Equipment ELECTRICAL Service Requirements

All Dimensions to be verified on the job site. Actual locations for floor drains, and any ventilating equipment to be determined by Engineer. Mechanical, Plumbing & Electrical to be checked and verified by Customers MEP Engineer. Remote Condensing Units to be located by Architect. Exhaust & Supply fans to be located by Architect.



**ARCHITECT**

HKS ARCHITECTS, INC.  
#AA F000119  
2020 SALZEDO STREET, 4TH FLOOR  
CORAL GABLES, FLORIDA 33134

**STRUCTURAL ENGINEER**

DESMONE CONSULTING ENGINEERS  
800 BRICKELL AVENUE, 6TH FLOOR  
MIAMI, FLORIDA 33131

**MEP / LV / LIGHTING ENGINEER**

EXP  
241 NORTH BROADWAY SUITE 203  
MILWAUKEE, WISCONSIN 53202

**LANDSCAPE ARCHITECT**

EDSA  
1512 E. BROWARD BOULEVARD, SUITE 110  
FOR LAUDERDALE, FLORIDA 33301

**JUNGLE ISLAND**

**PROJECT LOCATION**

JUNGLE ISLAND  
1111 PARROT JUNGLE TRAIL  
MIAMI, FLORIDA 33132

**OWNER**

ESJ CAPITAL PARTNERS  
19950 W. COUNTRY CLUB DR #800  
AVENTURA, FLORIDA 33180

**OWNER CONSULTANTS:**

**OWNER REPRESENTATIVE:**  
GARDNER & THEOBALD  
350 LINCOLN ROAD  
MIAMI BEACH, FLORIDA 33139

**CIVIL ENGINEER**

LANGAN  
PARKSIDE CORPORATE CENTER  
15150 NW 75 COURT, SUITE 200  
MIAMI LAKES, FLORIDA 33016

**AQUATIC ENGINEER**

MARTIN AQUATIC DESIGN & ENGINEERING  
180 SOUTH ORANGE AVENUE, SUITE 1220  
ORLANDO, FLORIDA 32801  
THE PLAZA SOUTH TOWER

**ANIMAL AQUATIC ENGINEER**

SATCHELL ENGINEERING & ASSOCIATES  
2890 S. SANTE FE AVE SUITE 108  
SAN MARCOS, CALIFORNIA 92069

**THEATRICAL ENGINEER**

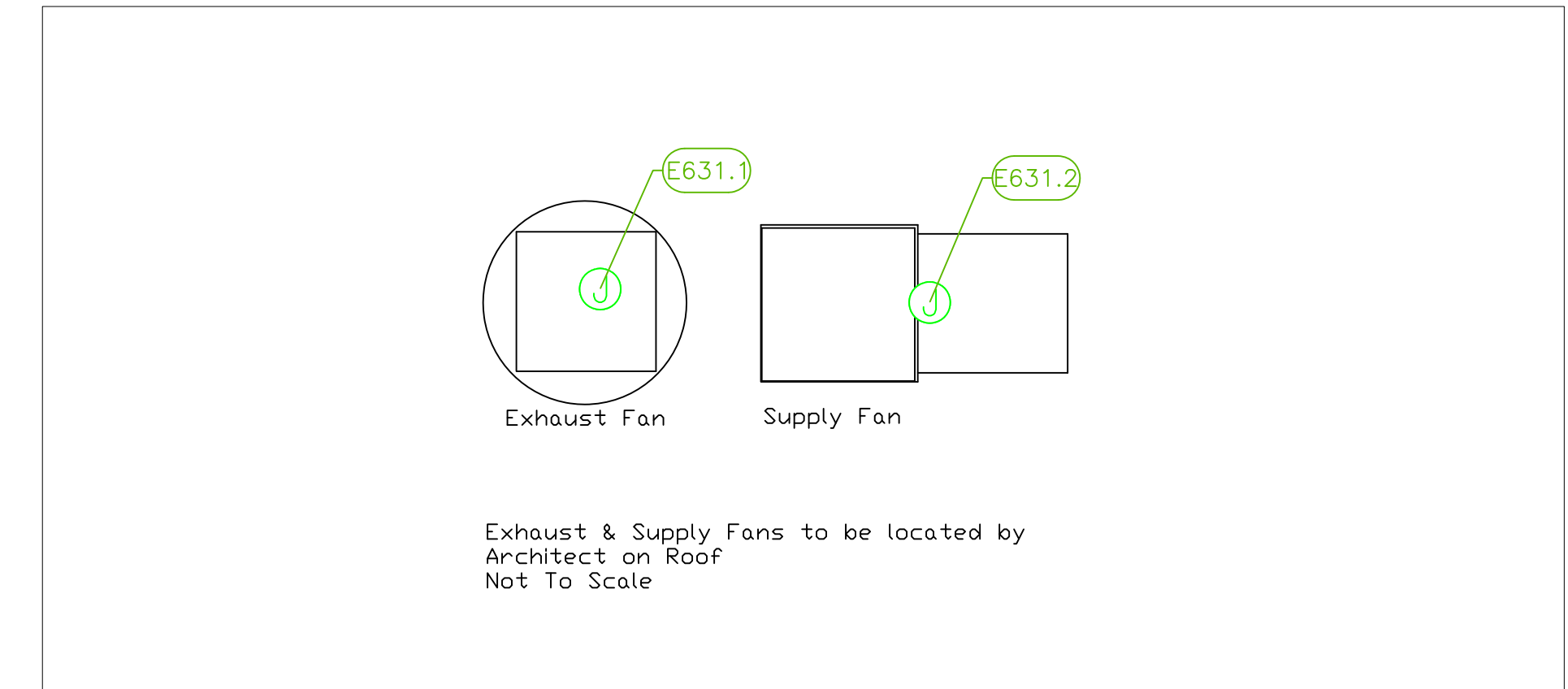
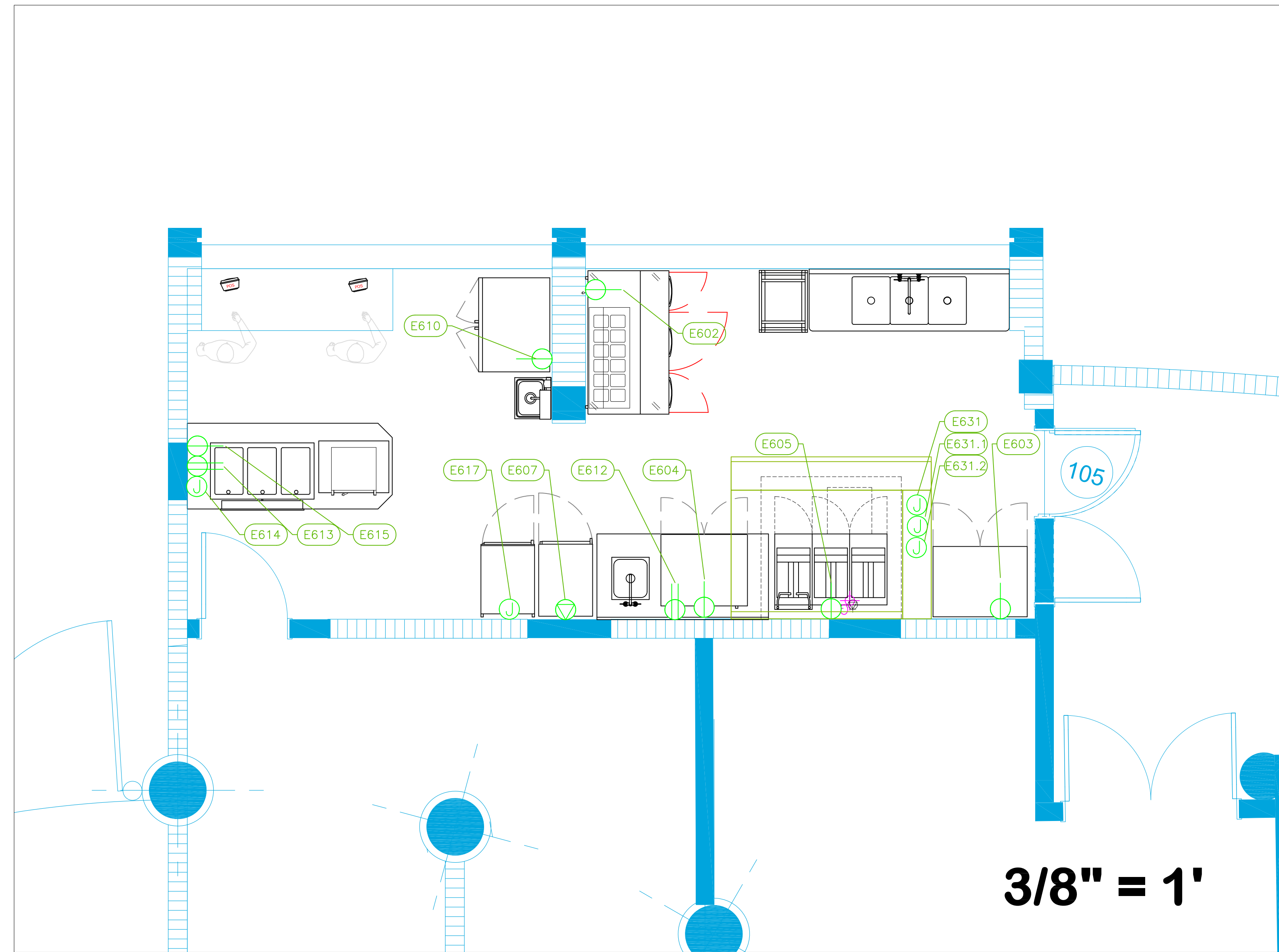
ALL-PRO INTEGRATION SYSTEMS  
808 BEVERLY PARKWAY  
PENSACOLA, FLORIDA 32505

**KITCHEN CONSULTANT**

UNI-SOURCE SUPPLY INTERNATIONAL, INC.  
2055 W 73RD STREET  
MIAMI, FLORIDA 33016

**WATERPARK CONSULTANT**

WHITEWATER  
180-6651 FRASERWOOD PLACE  
RICHMOND, BC V6W1J3

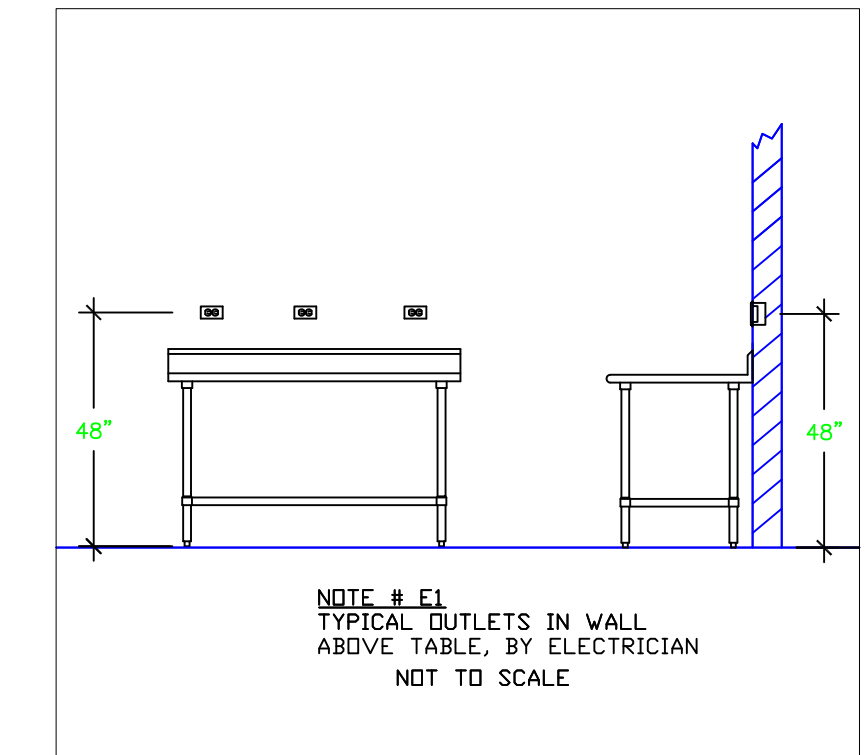


ELECTRICAL SCHEDULE											
ItemNo	Category	Voltage	Cycle	Phase	Amps	Hp	NEMA	ConnectionType	Rough-In AFF	Quantity	Electrical Remarks
602	Sandwich / Salad Preparation Refrigerator	115	60	1	7	1/3	5-15P	Simplex	18"	1	
603	Reach-In Freezer	115	60	1	9.6	1	5-15P	Simplex	18"	1	
604	Undercounter Refrigerator	115	60	1	2	1/6	5-15P	Simplex	18"	1	
605	Gas Fryer	120	60	1	9.0		5-15P	Simplex	18"	1	
607	Heated Holding Cabinet	120	60	1	16.0		5-20P	Special	54"	1	5-20R Receptacle
610	Refrigerated Merchandiser	115	60	1	6.5	1/2	5-15P	Simplex	18"	1	
612	Work Table, Stainless Steel Top	115	60	1	15			Duplex	48"	1	Convenience Outlet, See Note E1
613	Table	115	60	1	15			Duplex	48"	1	Convenience Outlet, See Note E1
614	Hot Food Well Unit, Drop-In, Electric	208/240	60	1	31			J-Box	18"	1	Electrician to Hard Wire
615	French Fry Warmer	120	60	1	12		5-15P	Simplex	18"	1	
617	Cook Hold Oven Cabinet Smoker, Electric	208-240	60	1	24.3-31.4			J-Box	54"	1	Electrician to Hard Wire
631	Hood - Serpentarium	115	60	1	15.0			J-Box	108"	1	Elec for Lights in Hood
631.1	Exhaust Fan	208	60	3	3.8	1-1/2		J-Box	108"	1	Elec. at Hood Control Box
631.2	Supply Fan	208	60	3	2.5	1		J-Box	108"	1	Elec. at Hood Control Box

# 38 Serpentarium F&B

**LEGEND - ELECTRICAL CONNECTIONS**

- DUPLEX RECEPT., 15-AMP, 120-VOLT, GROUND TYPE, HORIZONTAL MOUNT
- SIMPLEX RECEPT., 120-VOLT, GROUND TYPE, HORIZONTAL MOUNT
- SPECIAL PURPOSE OUTLET, GROUND TYPE, HORIZONTAL MOUNT
- JUNCTION BOX, DIRECT CONNECTION
- DISCONNECT SWITCH, DIRECT CONNECTION
- FLOOR/CEILING RECEPTACLE AS INDICATED
- (2) Telephone + (2) Data
- FIELD CONNECTIONS
- HARD WIRE CONNECTION POINT AT MACHINE



## Equipment ELECTRICAL Service Requirements

All Dimensions to be verified on the job site. Actual locations for floor drains, and any ventilating equipment to be determined by Engineer. Mechanical, Plumbing & Electrical to be checked and verified by Customers MEP Engineer. Remote Condensing Units to be located by Architect. Exhaust & Supply fans to be located by Architect.

**NOTE # E2**  
ALL NATIONAL, STATE, AND LOCAL CODES SHALL APPLY.

**NOTE # E3**  
ALL ELECTRICAL CONNECTIONS AND HARDWARE REQUIRED TO BE PROVIDED BY ELECTRICAL CONTRACTOR.

**NOTE # E4**  
ALL JUNCTION BOXES, OUTLETS, ETC. TO BE LOCATED SO AS TO NOT INTERFERE WITH EQUIPMENT.

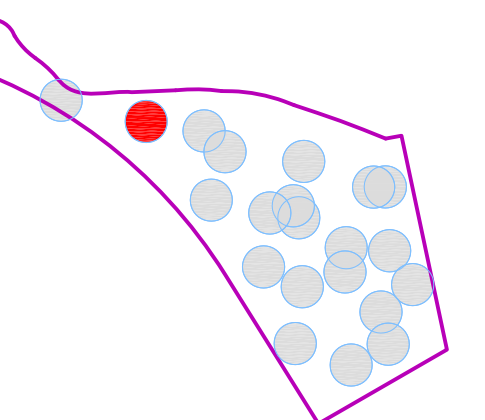
**NOTE # E5**  
ALL RELAYS, CONTRACTORS, STARTERS, AND SWITCHES REQUIRED FOR EXHAUST & SUPPLY FANS TO BE PROVIDED BY ELECTRICAL CONTRACTOR UNLESS SPECIFIED.

**NOTE # E6**  
ELECTRICAL CONTRACTOR TO INTERCONNECT DISHMACHINE TO EXHAUST FAN FOR DISHMACHINE SO THAT THE FAN RUNS WHEN THE DISHMACHINE IS IN OPERATION.

**NOTE # E7**  
ELECTRICAL CONTRACTOR TO INSTALL TABLE LIMIT SWITCH TO END OF CLEAN DISHTABLE TO THAT MACHINE STOPS WHEN SWITCH IS DEPRESSED.

**NOTE # E8**  
ELECTRICAL CONTRACTOR TO CONNECT BRAIN LINE HEATER, FAN HEATER AND BOER HEATER FOR WALK-IN FREEZER.

**KEY PLAN**



**REVISION**

NO.	DESCRIPTION	DATE

**HKS PROJECT NUMBER**

**24391.000**

**DATE**

**11/19/2021**

**ISSUE**

**100% CONSTRUCTION DOCUMENTS**

**SHEET TITLE**

**#38 Serpentarium Electrical**

**SHEET NO.**

**38.K3.6**



**PROJECT LOCATION**  
JUNGLE ISLAND  
1111 PARROT JUNGLE TRAIL  
MIAMI, FLORIDA 33132

**OWNER**  
ESJ CAPITAL PARTNERS  
19950 W. COUNTRY CLUB DR #800  
AVENTURA, FLORIDA 33180

**OWNER CONSULTANTS:**  
**OWNER REPRESENTATIVE**  
GARDNER & THEOBALD  
350 LINCOLN ROAD  
MIAMI BEACH, FLORIDA 33139

**CIVIL ENGINEER**  
LANGAN  
PARKSIDE CORPORATE CENTER  
15150 NW 75 COURT, SUITE 200  
MIAMI LAKES, FLORIDA 33016

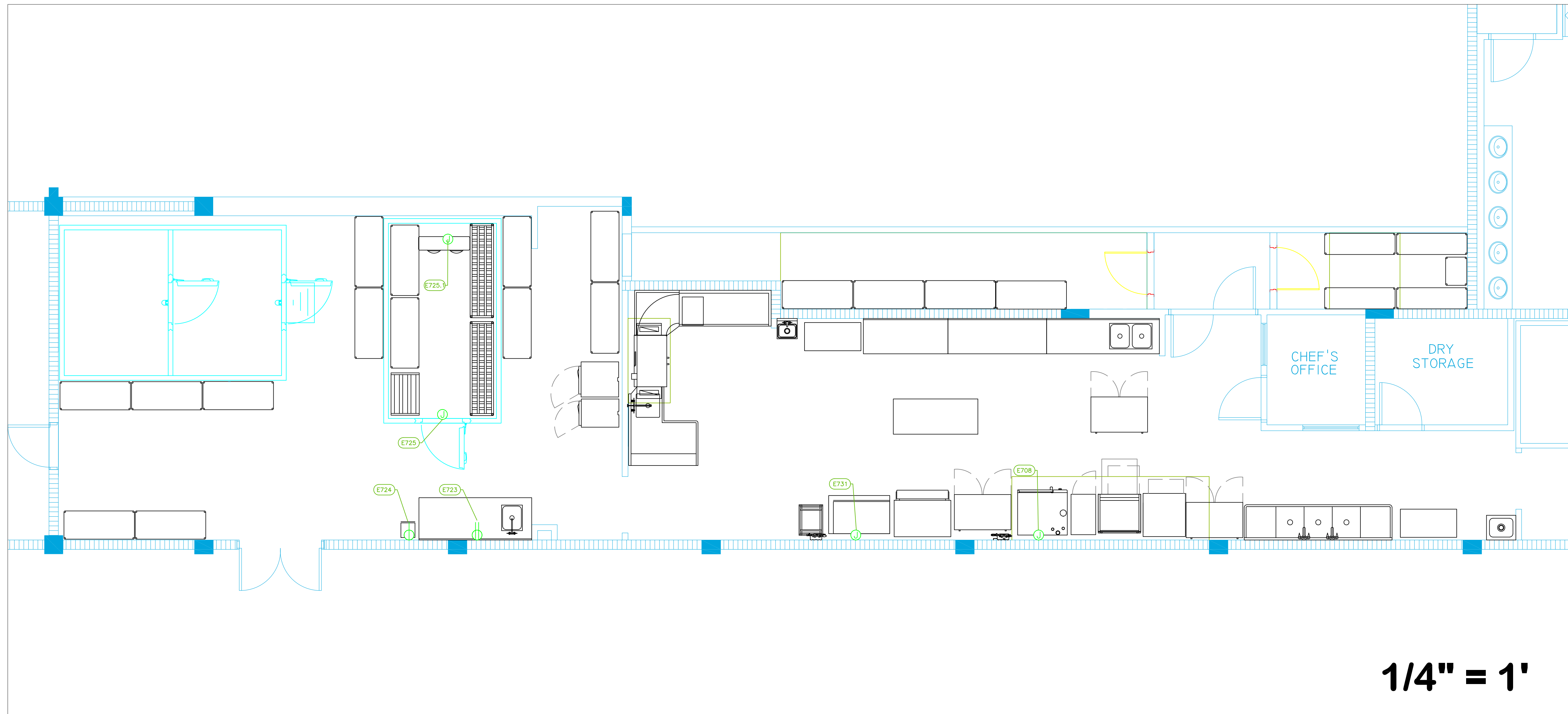
**AQUATIC ENGINEER**  
MARTIN AQUATIC DESIGN & ENGINEERING  
180 SOUTH ORANGE AVENUE, SUITE 1220  
ORLANDO, FLORIDA 32801  
THE PLAZA SOUTH TOWER

**ANIMAL AQUATIC ENGINEER**  
SATCHELL ENGINEERING & ASSOCIATES  
2890 S. SANTE FE AVE SUITE 108  
SAN MARCOS, CALIFORNIA 92069

**THEATRICAL ENGINEER**  
ALL-PRO INTEGRATION SYSTEMS  
808 BEVERLY PARKWAY  
PENSACOLA, FLORIDA 32505

**KITCHEN CONSULTANT**  
UNI-SOURCE SUPPLY INTERNATIONAL, INC.  
2055 W 73RD STREET  
MIAMI, FLORIDA 33016

**WATERPARK CONSULTANT**  
WHITEWATER  
180-6651 FRASERWOOD PLACE  
RICHMOND, BC V6W1J3

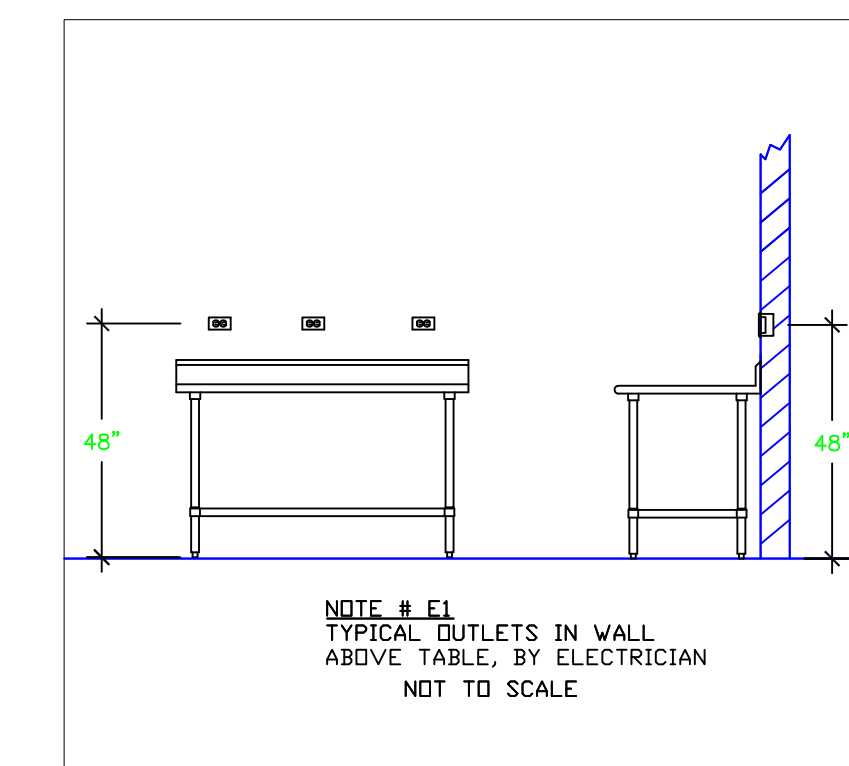


## 11 Flying Squirrel Prep Kitchen

ELECTRICAL SCHEDULE											
Item No	Category	Voltage	Cycle	Phase	Amps	Hp	NEMA	Connection Type	Rough-In AFF	Quantity	Electrical Remarks
708	Combi Oven, Gas	208/240	60	1	7.2			J-Box	54"	1	
723	Work Table, Stainless Steel Top	115	60	1	15			Duplex	48"	1	Convenience Outlet, See Note E1
724	Receiving Scale	115	60	1	2			Simplex	48"	1	
725	Walk-in	115	60	1	15			J-Box	ceiling	1	Elec. for lights in walk-in
725.1	Evaporator	115	60	1	15			J-Box	ceiling	1	Interconnect with Condenser #246.2
725.2	Remote Condenser Unit	208	60	1	15	1		J-Box	18"	1	Location by Architect
731	Ice Maker, Cube-Style	208-230	60	1	15.9			J-Box	54"	1	Electrician to Hard Wire

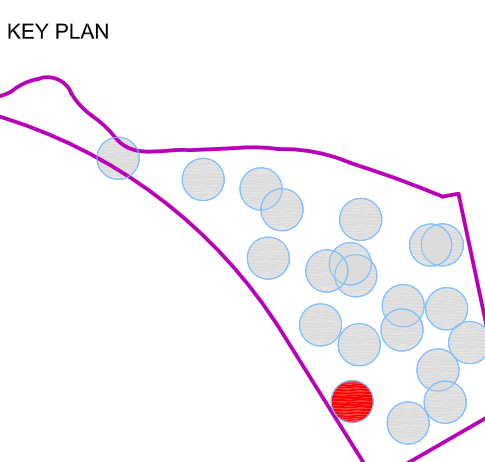
### LEGEND - ELECTRICAL CONNECTIONS

- DUPLEX RECEPT., 15-AMP, 120-VOLT, GROUND TYPE, HORIZONTAL MOUNT
- SIMPLEX RECEPT., 120-VOLT, GROUND TYPE, HORIZONTAL MOUNT
- SPECIAL PURPOSE OUTLET, GROUND TYPE, HORIZONTAL MOUNT
- JUNCTION BOX, DIRECT CONNECTION
- DISCONNECT SWITCH, DIRECT CONNECTION
- FLOOR/CEILING RECEPTACLE AS INDICATED
- (2) Telephone + (2) Data
- FIELD CONNECTIONS
- HARD WIRE CONNECTION POINT AT MACHINE



### Equipment ELECTRICAL Service Requirements

All Dimensions to be verified on the job site. Actual locations for floor drains, and any ventilating equipment to be determined by Engineer. Mechanical, Plumbing & Electrical to be checked and verified by Customers MEP Engineer. Remote Condensing Units to be located by Architect. Exhaust & Supply fans to be located by Architect.



REVISION NO.	DESCRIPTION	DATE

HKS PROJECT NUMBER  
**24391.000**

DATE  
**11/19/2021**

ISSUE  
**100% CONSTRUCTION DOCUMENTS**

SHEET TITLE  
**#11 Flying Squirrel Electrical**

**ARCHITECT**

HKS ARCHITECTS, INC.  
#AA F000119  
2020 SALZEDO STREET, 4TH FLOOR  
CORAL GABLES, FLORIDA 33134

**STRUCTURAL ENGINEER**

DESMONE CONSULTING ENGINEERS  
800 BRICKELL AVENUE, 6TH FLOOR  
MIAMI, FLORIDA 33131

**MEP / LV / LIGHTING ENGINEER**

EXP  
241 NORTH BROADWAY SUITE 203  
MILWAUKEE, WISCONSIN 53202

**LANDSCAPE ARCHITECT**

EDSA  
1512 E. BROWARD BOULEVARD, SUITE 110  
FOR LAUDERDALE, FLORIDA 33301

**JUNGLE ISLAND**

**PROJECT LOCATION**

JUNGLE ISLAND  
1111 PARROT JUNGLE TRAIL  
MIAMI, FLORIDA 33132

**OWNER**

ESJ CAPITAL PARTNERS  
19950 W. COUNTRY CLUB DR #800  
AVENTURA, FLORIDA 33180

**OWNER CONSULTANTS:**

**OWNER REPRESENTATIVE**

GARDINER & THEOBALD  
350 LINCOLN ROAD  
MIAMI BEACH, FLORIDA 33139

**CIVIL ENGINEER**

LANGAN  
PARKSIDE CORPORATE CENTER  
15150 NW 75 COURT, SUITE 200  
MIAMI LAKES, FLORIDA 33016

**AQUATIC ENGINEER**

MARTIN AQUATIC DESIGN & ENGINEERING  
189 SOUTH ORANGE AVENUE, SUITE 1220  
ORLANDO, FLORIDA 32801  
THE PLAZA SOUTH TOWER

**ANIMAL AQUATIC ENGINEER**

SATCHELL ENGINEERING & ASSOCIATES  
2890 S. SANTE FE AVE SUITE 106  
SAN MARCOS, CALIFORNIA 92069

**THEATRICAL ENGINEER**


ALL-PRO INTEGRATION SYSTEMS  
806 BEVERLY PARKWAY  
PENSACOLA, FLORIDA 32505

**KITCHEN CONSULTANT**

UNI-SOURCE SUPPLY INTERNATIONAL, INC.  
2055 W 73RD STREET  
MIAMI, FLORIDA 33016

**WATERPARK CONSULTANT**

WHITEWATER  
180-6651 FRASERWOOD PLACE  
RICHMOND, BC V6W1J3

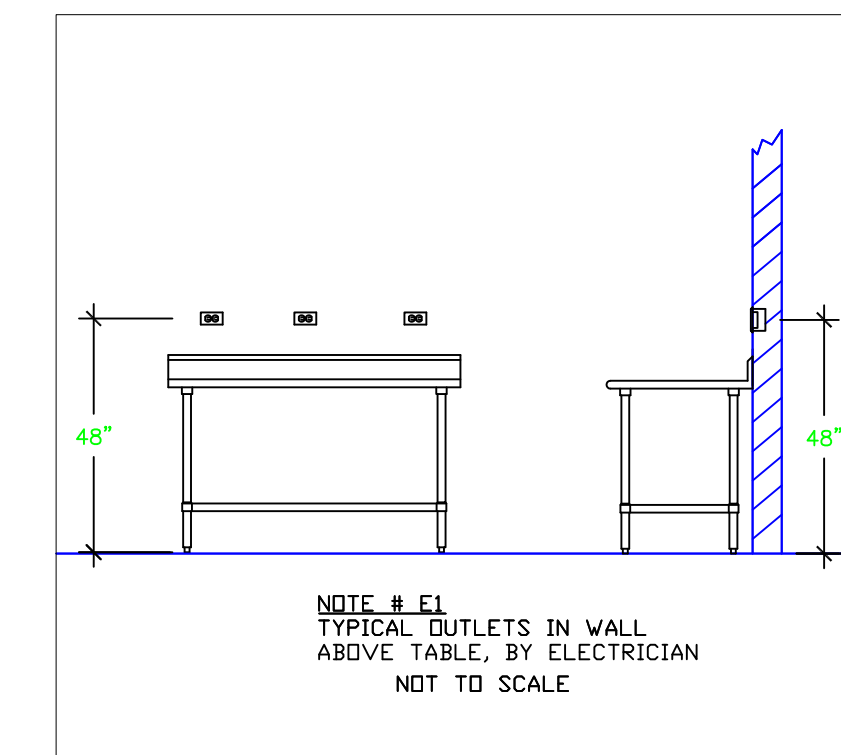


ELECTRICAL SCHEDULE											
ItemNo	Category	Voltage	Cycle	Phase	Amps	Hp	NEMA	ConnectionType	Rough-In AFF	Quantity	Electrical Remarks
802	Rapid Cook Oven	208/240	60	1	12.45		6-15P	Special	18"	2	New Power run by GC
804	Espresso Cappuccino Machine	220	60	1	20			J-Box	18"	1	New Power run by GC
804.1	Coffee Grinder	115	60	1	4.0	1/3	5-15P	Simplex	18"	1	New Power run by GC
805	Coffee Brewer	120/208	60	1	28.6			J-Box	18"	1	New Power run by GC
806	Back Bar Cabinet, Refrigerated	120	60	1	7	1/4	5-15P	Simplex	18"	1	New Power run by GC

## 20 Sloth Enclosure (Airstream Location)

**LEGEND - ELECTRICAL CONNECTIONS**

- DUPLEX RECEPT., 15-AMP, 120-VOLT, GROUND TYPE, HORIZONTAL MOUNT
- SIMPLEX RECEPT., 120-VOLT, GROUND TYPE, HORIZONTAL MOUNT
- SPECIAL PURPOSE OUTLET, GROUND TYPE, HORIZONTAL MOUNT
- JUNCTION BOX, DIRECT CONNECTION
- DISCONNECT SWITCH, DIRECT CONNECTION
- FLOOR/CEILING RECEPTACLE AS INDICATED
- (2) Telephone + (2) Data
- FIELD CONNECTIONS
- HARD WIRE CONNECTION POINT AT MACHINE



**NOTE # E2**  
ALL NATIONAL, STATE, AND LOCAL CODES SHALL APPLY

**NOTE # E3**  
ALL ELECTRICAL CONNECTIONS AND HARDWARE REQUIRED TO BE PROVIDED BY ELECTRICAL CONTRACTOR

**NOTE # E4**  
ALL JUNCTION BOXES, OUTLETS, ETC. TO BE LOCATED SO AS TO NOT INTERFERE WITH EQUIPMENT

**NOTE # E5**  
ALL RELAYS, CONTRACTORS, STARTERS, AND SWITCHES REQUIRED FOR EXHAUST & SUPPLY FANS TO BE PROVIDED BY ELECTRICAL CONTRACTOR UNLESS SPECIFIED

**NOTE # E6**  
ELECTRICAL CONTRACTOR TO INTERCONNECT DISHMACHINE TO EXHAUST FAN FOR DISHMACHINE SO THAT THE FAN RUNS WHEN THE DISHMACHINE IS IN OPERATION

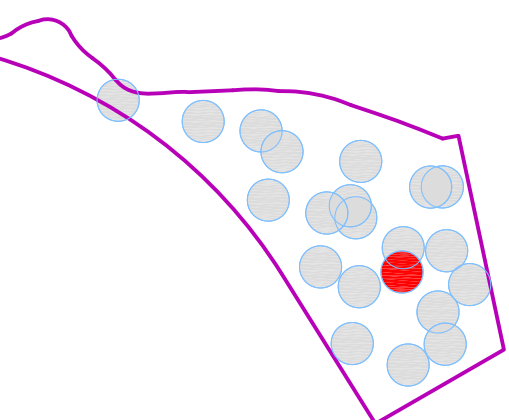
**NOTE # E7**  
ELECTRICAL CONTRACTOR TO INSTALL TABLE LIMIT SWITCH TO END OF CLEAN DISHTABLE TO THAT MACHINE STOPS WHEN SWITCH IS DEPRESSED.

**NOTE # E8**  
ELECTRICAL CONTRACTOR TO CONNECT BRAIN LINE HEATER, PAN HEATER AND BOER HEATER FOR WALK-IN FREEZER.

### Equipment ELECTRICAL Service Requirements

All Dimensions to be verified on the job site. Actual locations for floor drains, and any ventilating equipment to be determined by Engineer. Mechanical, Plumbing & Electrical to be checked and verified by Customers MEP Engineer. Remote Condensing Units to be located by Architect. Exhaust & Supply fans to be located by Architect.

**KEY PLAN**



**REVISION**

NO.	DESCRIPTION	DATE

**HKS PROJECT NUMBER**

24391.000

**DATE**

11/19/2021

**ISSUE**

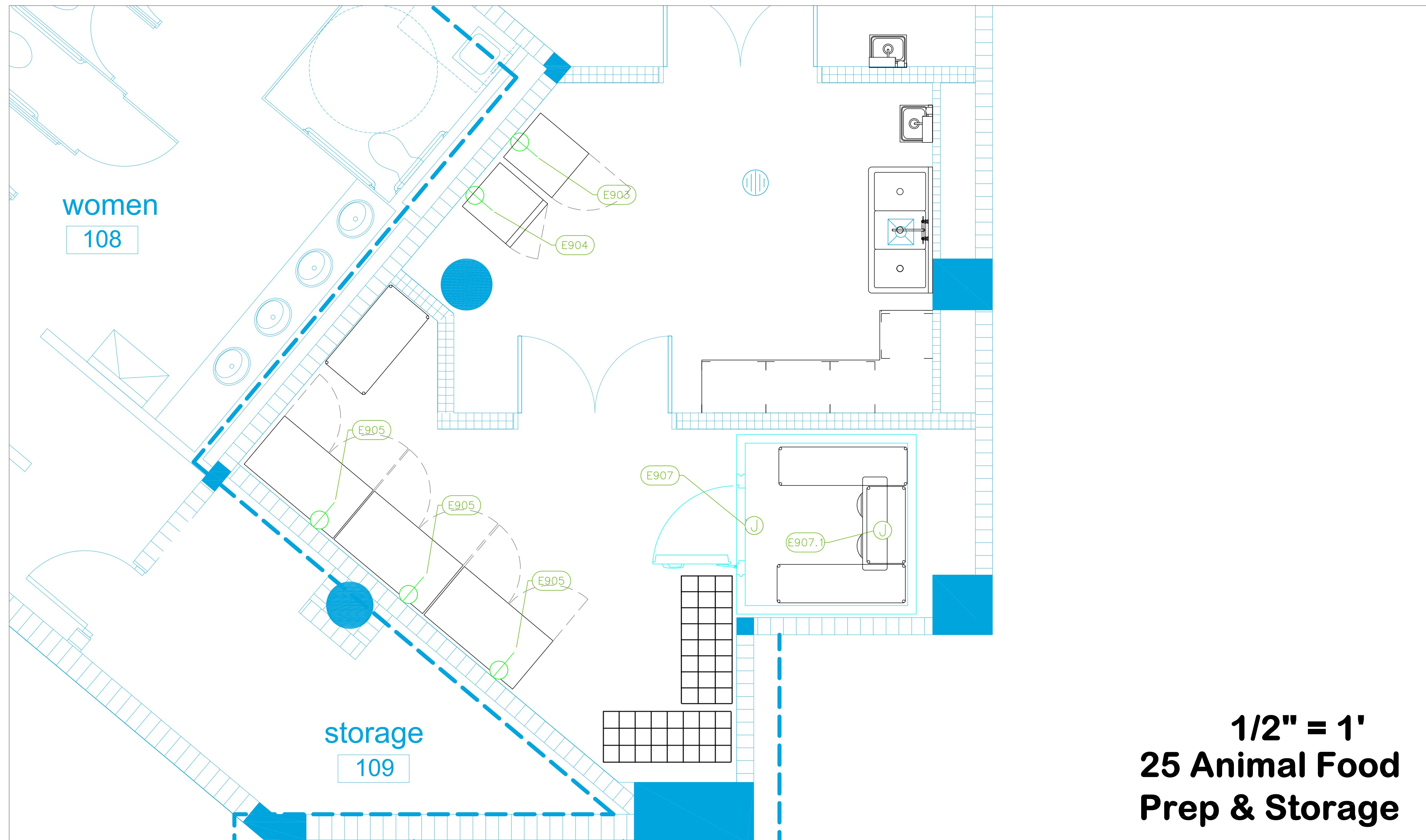
**100% CONSTRUCTION DOCUMENTS**

**SHEET TITLE**

**#20 Sloth Enclosure  
Area F&B  
Electrical**

**SHEET NO.**

**20.K3.8**

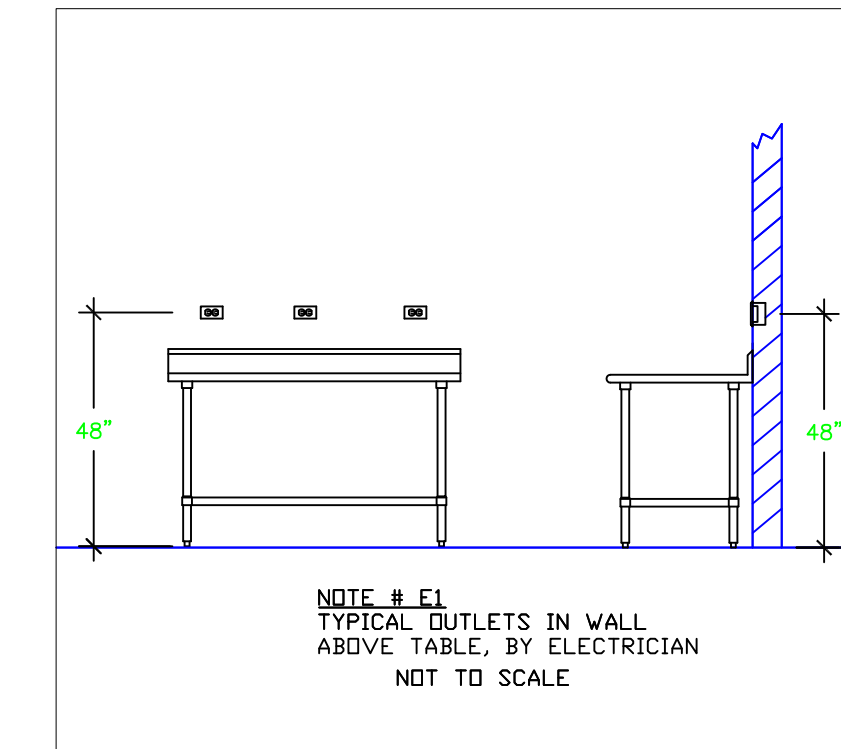


1/2" = 1'  
**25 Animal Food  
Prep & Storage**

ELECTRICAL SCHEDULE											
ItemNo	Category	Voltage	Cycle	Phase	Amps	Hp	NEMA	ConnectionType	Rough-In AFF	Quantity	Electrical Remarks
903	Reach-In Refrigerator	115	60	1	2.2	1/4	5-15P	Simplex		1	Existing confirm electrical with Ownership
904	Reach-In Freezer	115	60	1	3.7	1/2	5-15P	Simplex		1	Existing confirm electrical with Ownership
905	Reach-In Freezer	115	60	1	9.6	1	5-15P	Simplex		3	
907	Walk-in	115	60	1	15			J-Box	ceiling	1	Elec. for lights in walk-in
907.1	Evaporator	115	60	1	15			J-Box	ceiling	1	interconnect with Condenser #7.2
907.2	Remote Condenser Unit	208	60	1	15			J-Box	18"	1	Location by Architect

**LEGEND - ELECTRICAL CONNECTIONS**

- DUPLEX RECEPT., 15-AMP, 120-VOLT, GROUND TYPE, HORIZONTAL MOUNT
- SIMPLEX RECEPT., 120-VOLT, GROUND TYPE, HORIZONTAL MOUNT
- SPECIAL PURPOSE OUTLET, GROUND TYPE, HORIZONTAL MOUNT
- JUNCTION BOX, DIRECT CONNECTION
- DISCONNECT SWITCH, DIRECT CONNECTION
- FLOOR/CEILING RECEPTACLE AS INDICATED
- (2) Telephone + (2) Data
- FIELD CONNECTIONS
- HARD WIRE CONNECTION POINT AT MACHINE



**NOTE # E2**  
ALL NATIONAL, STATE, AND LOCAL CODES SHALL APPLY

**NOTE # E3**  
ALL ELECTRICAL CONNECTIONS AND HARDWARE REQUIRED TO BE PROVIDED BY ELECTRICAL CONTRACTOR

**NOTE # E4**  
ALL JUNCTION BOXES, OUTLETS, ETC. TO BE LOCATED SO AS TO NOT INTERFERE WITH EQUIPMENT

**NOTE # E5**  
ALL RELAYS, CONTRACTORS, STARTERS, AND SWITCHES REQUIRED FOR EXHAUST & SUPPLY FANS TO BE PROVIDED BY ELECTRICAL CONTRACTOR UNLESS SPECIFIED

**NOTE # E6**  
ELECTRICAL CONTRACTOR TO INTERCONNECT DISHMACHINE TO EXHAUST FAN FOR DISHMACHINE SO THAT THE FAN RUNS WHEN THE DISHMACHINE IS IN OPERATION

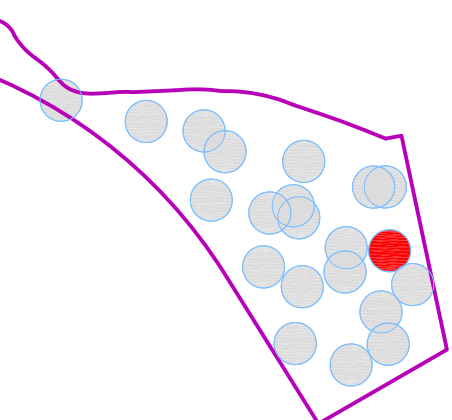
**NOTE # E7**  
ELECTRICAL CONTRACTOR TO INSTALL TABLE LIMIT SWITCH TO END OF CLEAN DISHTABLE TO THAT MACHINE STOPS WHEN SWITCH IS DEPRESSED.

**NOTE # E8**  
ELECTRICAL CONTRACTOR TO CONNECT BRAIN LINE HEATER, FAN HEATER AND BOER HEATER FOR WALK-IN FREEZER.

**Equipment  
ELECTRICAL  
Service Requirements**

All Dimensions to be verified on the job site. Actual locations for floor drains, and any ventilating equipment to be determined by Engineer. Mechanical, Plumbing & Electrical to be checked and verified by Customers MEP Engineer. Remote Condensing Units to be located by Architect. Exhaust & Supply fans to be located by Architect.

KEY PLAN



REVISION NO. DESCRIPTION DATE

NO.	DESCRIPTION	DATE

HKS PROJECT NUMBER

**24391.000**

DATE

**11/19/2021**

ISSUE

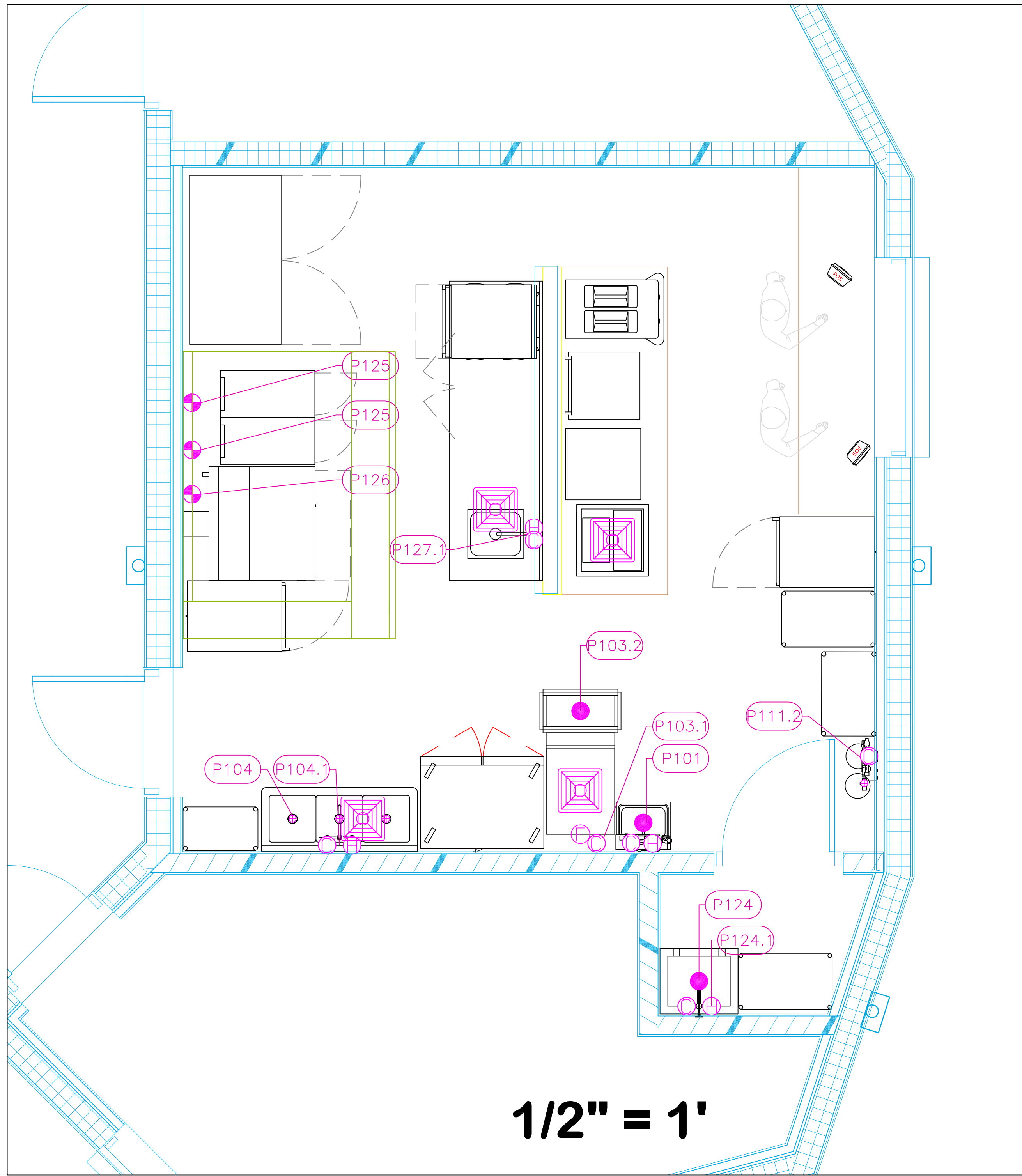
**100% CONSTRUCTION DOCUMENTS**

SHEET TITLE

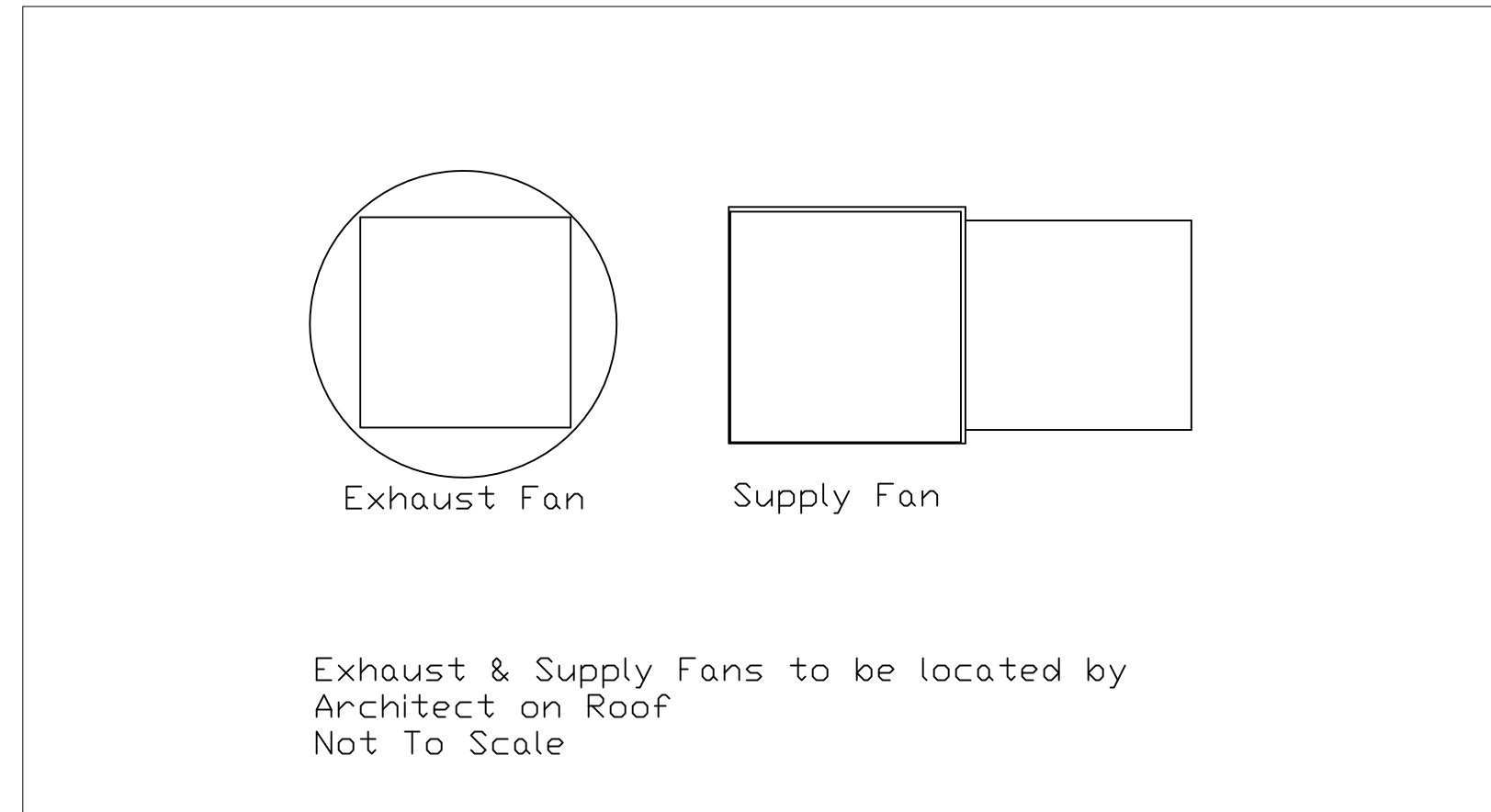
**#25 Animal Food Prep & Storage**

SHEET NO.

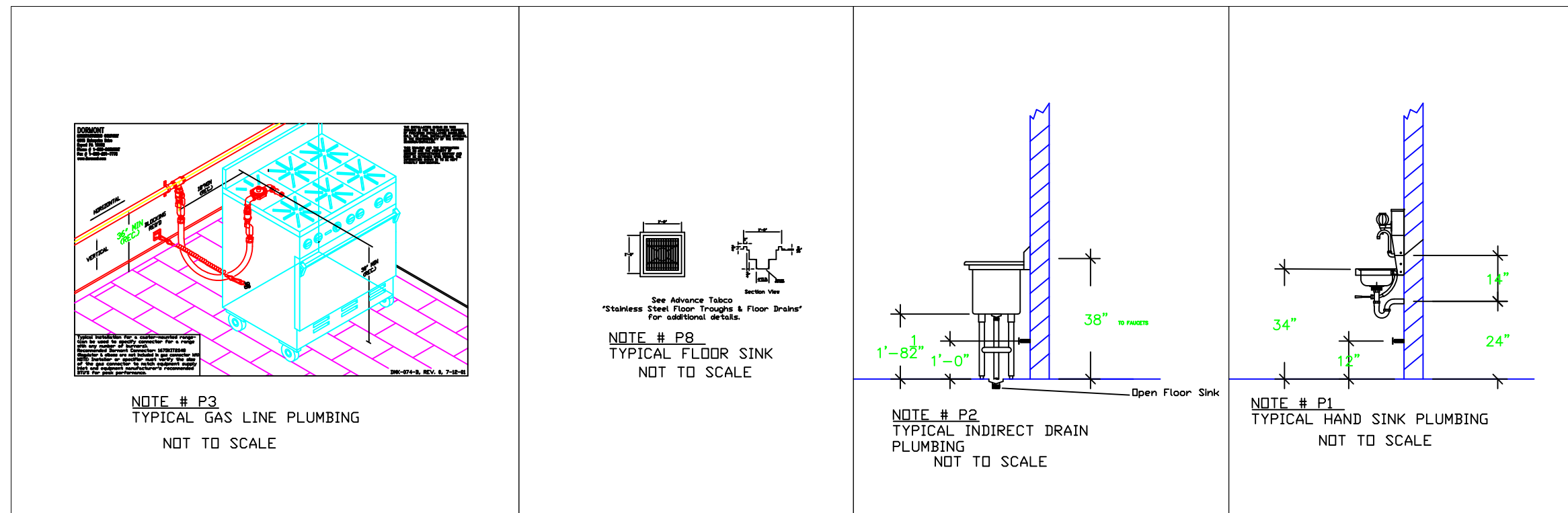
**25.K3.9**



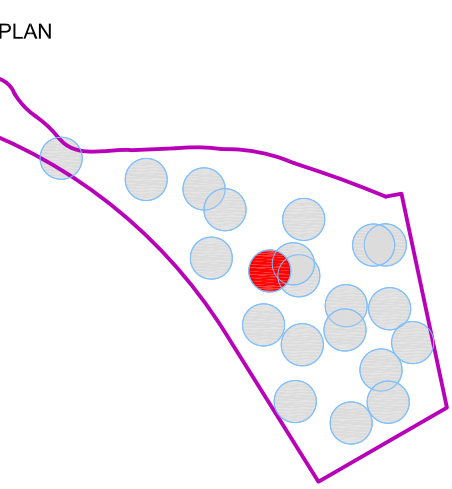
PLUMBING SCHEDULE											
ITEM NO.	DESCRIPTION	COLD WATER SIZE	HOT WATER SIZE	H&C Rough-In	DIRECT WASTE SIZE	DIRECT WASTE AFF	INDIRECT WASTE SIZE	GAS SIZE(IN)	GAS MBTU	QTY	PLUMBING REMARKS
101	Hand Sink	1/2"	1/2"	12"	1-1/2"	24"				1	See Note P1
103	Ice Maker, Cube-Style	1/2"		n/a			3/4"			1	Water from Filter
	Ice Bin for Ice Machines						3/4"			1	Waste to Floor Sink
103.1	Water Filtration System, for Ice Machines	3/4"		60"						1	Water to Ice Machine
103.2	Floor Trough				4"	Floor				1	
104	Three (3) Compartment Sink						(3) 1-1/2"			1	Waste to Floor Sink
104.1	Wall / Splash Mount Faucet	1/2"	1/2"	12"						1	
111	Soda Ice & Beverage Dispenser, In-Counter	tbd		n/a			3/4"			1	Incoming Water from Filter
111.2	Water Filtration System, for Fountain / Beverage Machines	3/4"		60"						1	Water for Soda System
124	Mop Sink				2"	Floor				1	
124.1	Service Faucet	1/2"	1/2"	36"						1	
125	Gas Floor Fryer							3/4"	122.0	2	See Note P3
126	Range, 36", 2 Open Burners, 24" Manual Griddle							3/4"	139.0	1	See Note P3
127	Work Table, Stainless Steel Top									1	
	Weld-in Sink						1-1/2"			1	Waste to Floor Sink
127.1	Deck Mount Faucet	1/2"	1/2"	12"						1	
129	Undercounter Refrigerator								1.557	1	



## 41 Ticket Upgrade / F&B (by Crossings)



<p><b>LEGEND – PLUMBING CONNECTIONS</b></p> <ul style="list-style-type: none"> <li>●● HW–HOT WATER, OR CW–COLD WATER</li> <li>● GAS</li> <li>● WASTE, DIRECT–CONNECTED</li> <li>● WASTE, INDIRECT to Floor Sink, or Floor Drain</li> <li>● FUNNEL FLOOR DRAIN Josam 30000–E3</li> <li>● FLOOR DRAIN Josam 30000–A3</li> <li>● FLOOR SINK Zurn FD–2370–y–PV4–F</li> <li>● FILTERED WATER, at machine.</li> </ul>	<p><b>NOTE # P4</b> ALL NATIONAL, STATE, AND LOCAL CODES SHALL APPLY.</p> <p><b>NOTE # P5</b> ALL PLUMBING CONNECTIONS TO BE EXTENDED AND INTERCONNECTED TO EQUIPMENT AND ALL HARDWARE REQUIRED TO BE PROVIDED BY PLUMBING CONTRACTOR.</p> <p><b>NOTE # P6</b> PLUMBING CONTRACTOR TO VERIFY THAT ALL EQUIPMENT IS INSTALLED WITH THE APPROPRIATE GAS PRESSURE AND REGULATORS.</p> <p><b>NOTE # P7</b> ALL WASTE LINES AND CONDENSATE LINES TO BE EXTENDED FROM EQUIPMENT TO FLOOR DRAINS BY PLUMBING CONTRACTOR.</p>	<h3 style="text-align: center;">Equipment PLUMBING Service Requirements</h3> <p>All Dimensions to be verified on the job site. Actual locations for floor drains, and any ventilating equipment to be determined by Engineer, Mechanical, Plumbing &amp; Electrical to be checked and verified by Customer's MEP Engineer. Remote Condensing Units to be located by Architect. Exhaust &amp; Supply fans to be located by Architect.</p>
---	---	--



REVISION NO.	DESCRIPTION	DATE

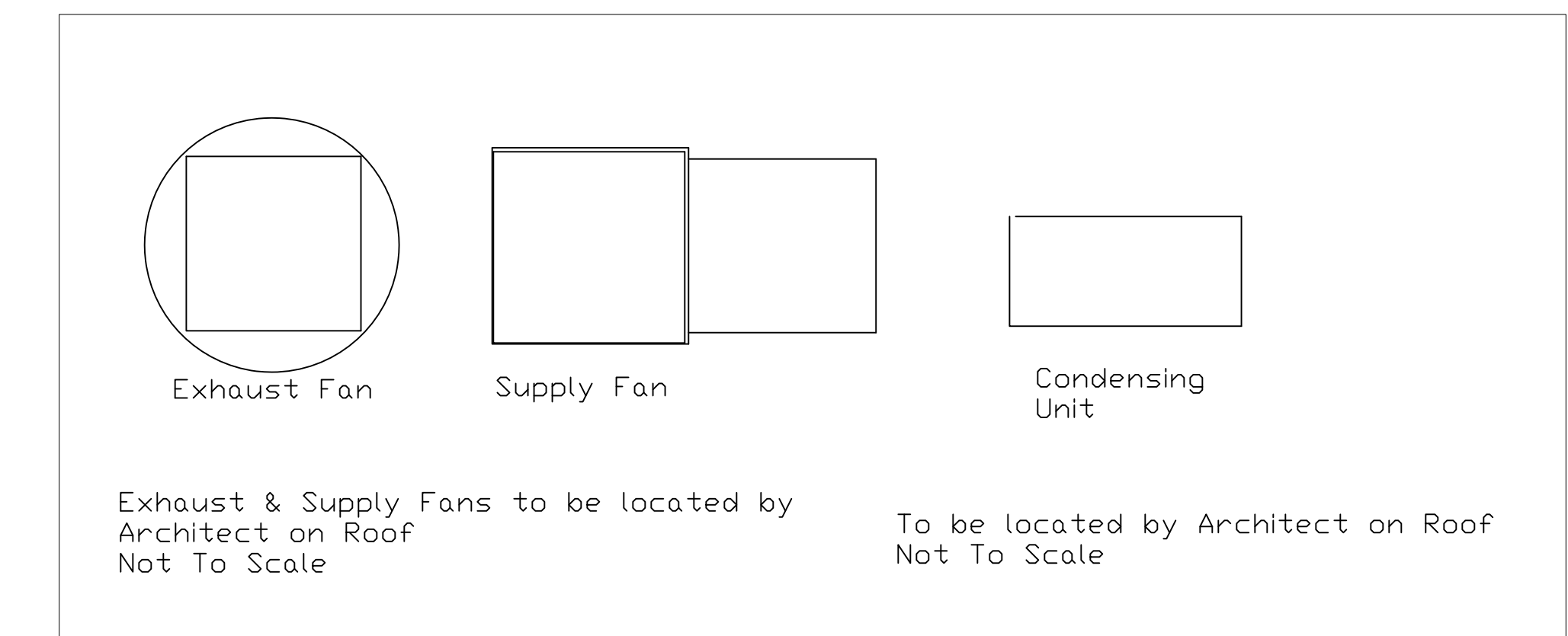
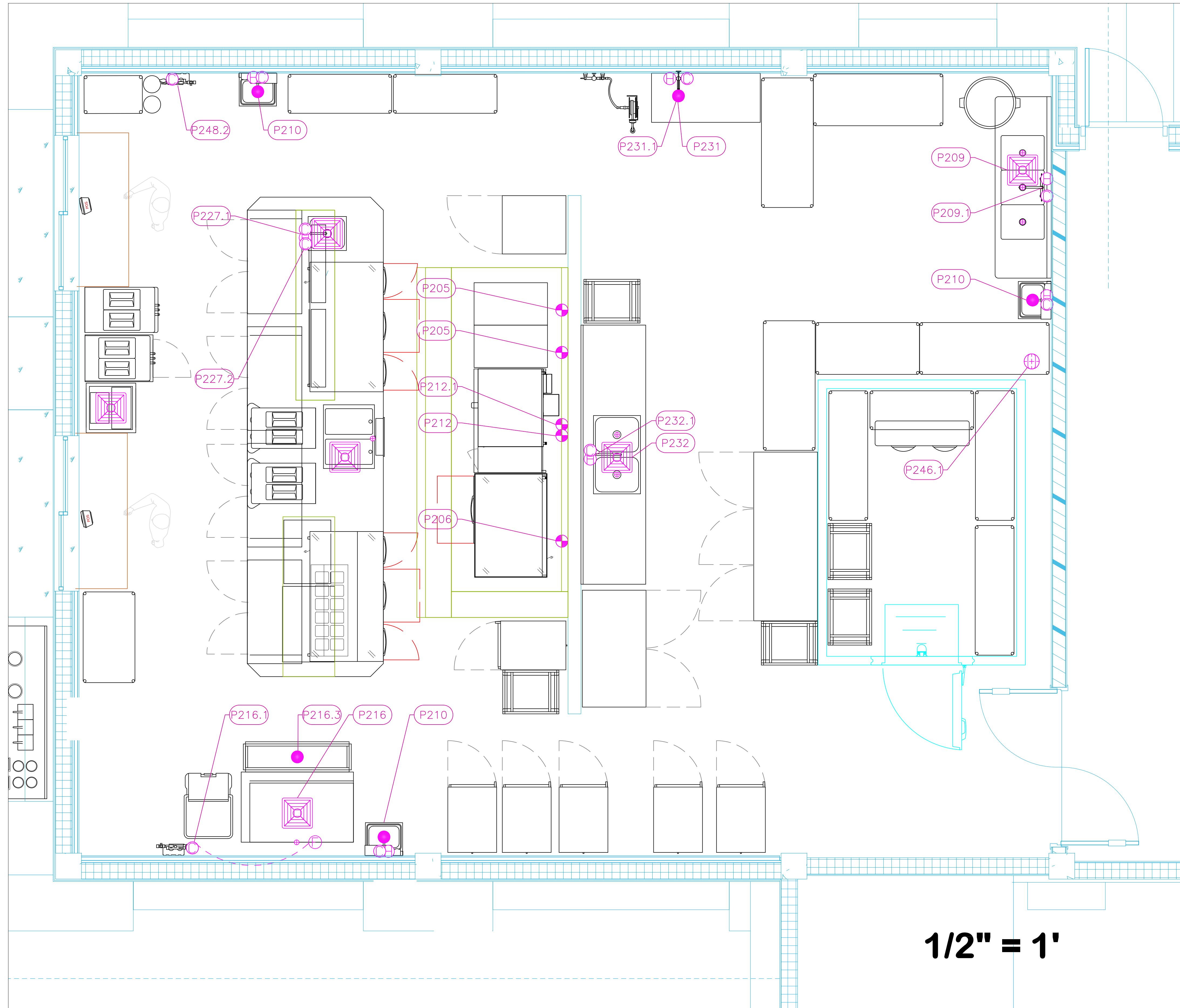
HKS PROJECT NUMBER  
**24391.000**

DATE  
**11/19/2021**

ISSUE  
**100% CONSTRUCTION DOCUMENTS**

SHEET TITLE  
**#41 Crossings Plumbing**

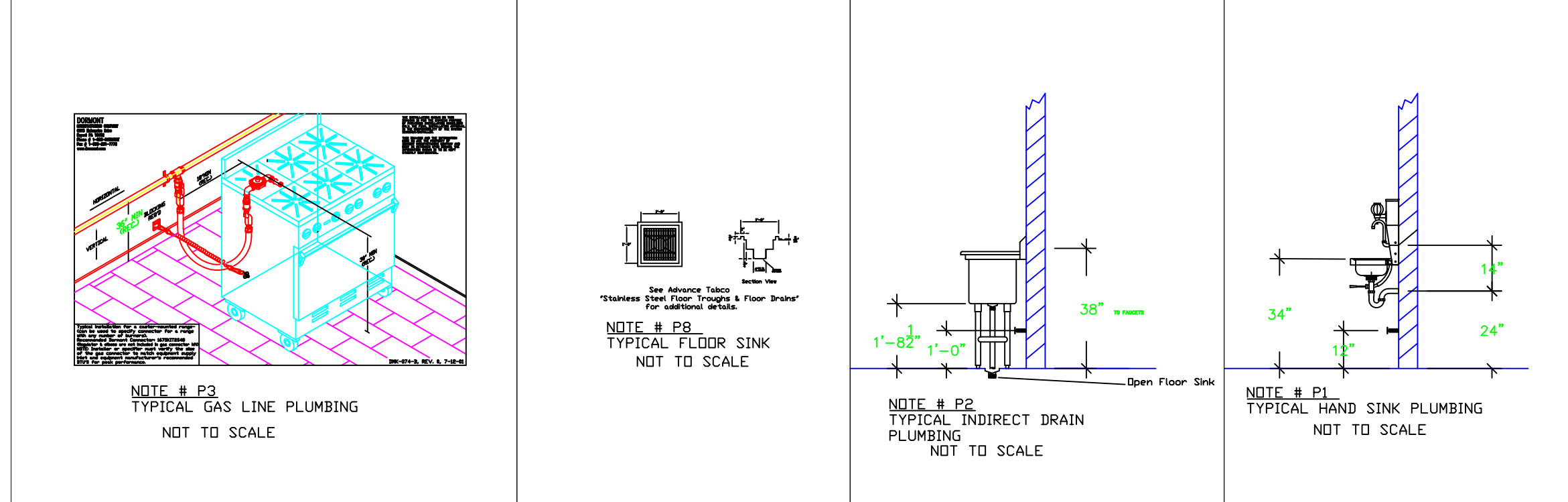
SHEET NO.  
**41.K4.1**



**58 Restrooms / Mech / Lockers / F&B**

1/2" = 1'

PLUMBING SCHEDULE											
ITEM NO.	DESCRIPTION	COLD WATER SIZE	HOT WATER SIZE	H&C Rough-In	DIRECT WASTE SIZE	DIRECT WASTE AFF.	INDIRECT WASTE SIZE	GAS SIZE(IN)	GAS MBTU	QTY	PLUMBING REMARKS
205	Gas Floor Fryer							3/4"	140.0	2	See Note P3
206	Griddle, Gas, Countertop							3/4"	120.0	1	See Note P3
209	Three (3) Compartment Sink						(3) 1-1/2"			1	Waste to Floor Sink
209.1	Wall / Splash Mount Faucet	1/2"	1/2"	12"						1	
210	Hand Sink	1/2"	1/2"	12"	1-1/2"	24"				3	See Note P1
212	Charbroiler, Gas, Countertop							3/4"	160.0	1	See Note P3
212.1	Convection Oven, Gas							1"	52.0	1	See Note P3
216	Ice Maker, Cube-Style	1/2"		n/a			3/4"			1	Water from Filter
	Ice Bin for Ice Machines						3/4"			1	Waste to Floor Sink
216.1	Water Filtration System, for Ice Machines	3/4"		60"						1	Water to Ice Machine
216.3	Floor Trough				4"	Floor				1	Installation by GC
227	Chef's Table									1	
	Weld-in Sink						1-1/2"			1	Waste to Floor Sink
227.1	Deck Mount Faucet	1/2"	1/2"	Floor						1	
227.2	Hot Food Well Unit, Drop-In, Electric	1/4"		Floor			1"			1	Waste to Floor Sink
				Floor			1"			1	
228	Hose Reel	1/2"	1/2"	36"						1	
231	Mop Sink Cabinet				2"	Floor				1	Installed by GC
231.1	Service Faucet	1/2"	1/2"	36"						1	
232	Work Table, Stainless Steel Top									1	
	Weld-in Sink						(2) 1-1/2"			1	Waste to Floor Sink
232.1	Deck Mount Faucet	1/2"	1/2"	12"						1	
246.1	Evaporator						1"			1	Condensate to FFD
246.2	Remote Condenser Unit									1	Interconnect refig with #246.1
248	Soda Ice & Beverage Dispenser, In-Counter	tbd		n/a			3/4"			1	Incoming Water from Filter
248.2	Water Filtration System, for Fountain / Beverage Machines	3/4"		60"						1	



**LEGEND - PLUMBING CONNECTIONS**

- ○ HW-HOT WATER, OR CW-COLD WATER
- GAS
- WASTE, DIRECT-CONNECTED
- WASTE, INDIRECT to Floor Sink, or Floor Drain
- ⊕ FUNNEL FLOOR DRAIN Josam 30000-E3
- ⊕ FLOOR DRAIN Josam 30000-A3
- ⊕ FLOOR SINK Zum FD-2370-y-PV4-F
- FILTERED WATER, at machine.

**NOTE # P4**  
ALL NATIONAL, STATE, AND LOCAL CODES SHALL APPLY

**NOTE # P5**  
ALL PLUMBING CONNECTIONS TO BE EXTENDED AND INTERCONNECTED TO EQUIPMENT AND ALL HARDWARE REQUIRED TO BE PROVIDED BY PLUMBING CONTRACTOR

**NOTE # P6**  
PLUMBING CONTRACTOR TO VERIFY THAT ALL EQUIPMENT IS INSTALLED WITH THE APPROPRIATE GAS PRESSURE AND REGULATORS

**NOTE # P7**  
ALL WASTE LINES AND CONDENSATE LINES TO BE EXTEND FROM EQUIPMENT TO FLOOR DRAINS BY PLUMBING CONTRACTOR.

**Equipment PLUMBING Service Requirements**

All Dimensions to be verified on the job site. Actual locations for floor drains, and any ventilating equipment to be determined by Engineer. Mechanical, Plumbing & Electrical to be checked and verified by Customers MEP Engineer. Remote Condensing Units to be located by Architect. Exhaust & Supply fans to be located by Architect.

KEY PLAN

REVISION NO. DESCRIPTION DATE

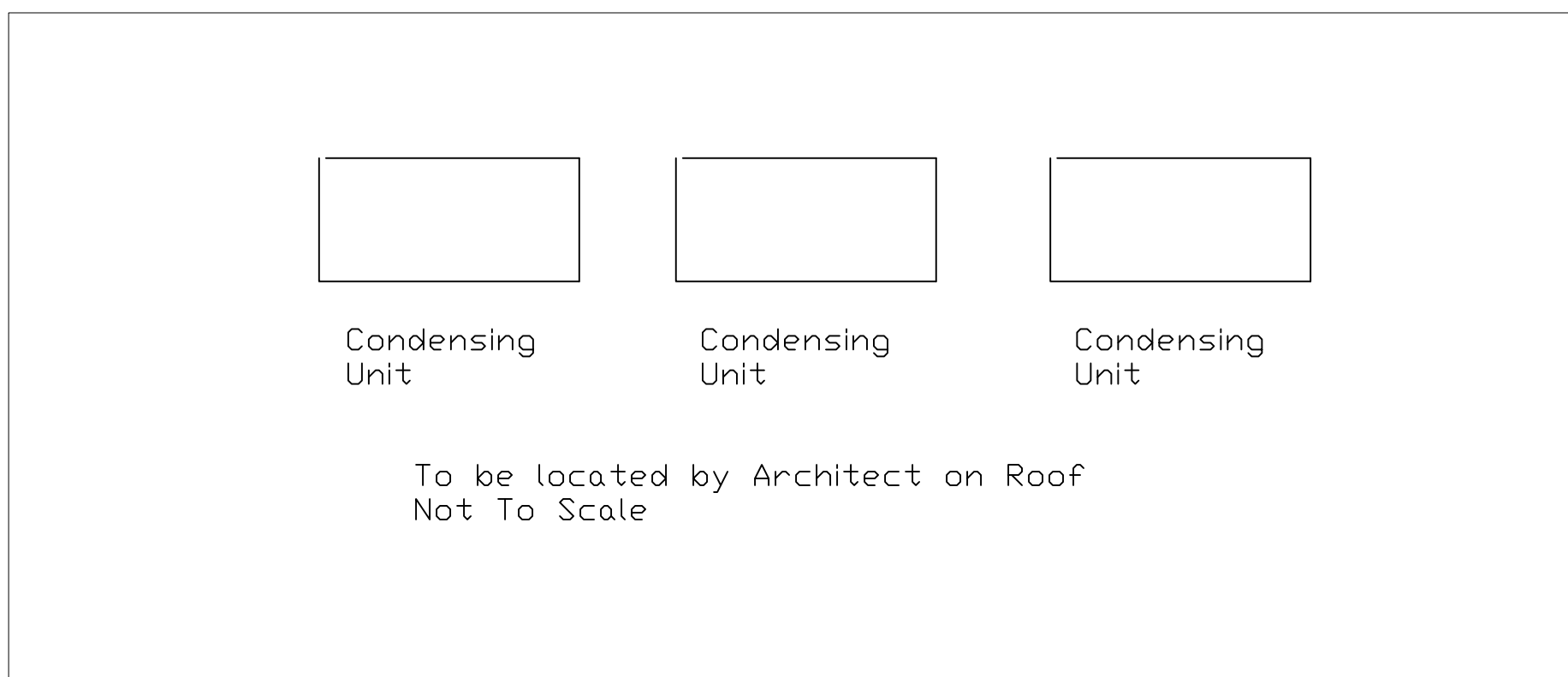
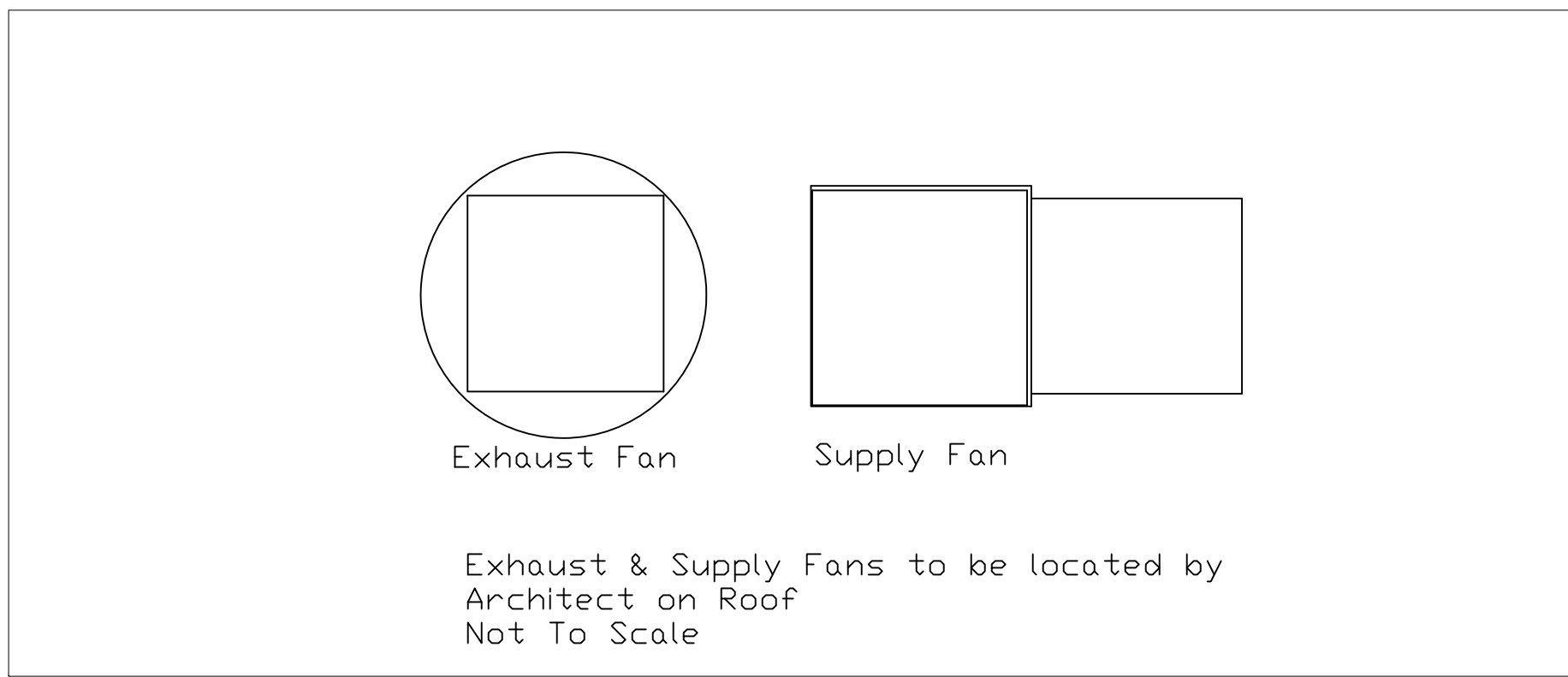
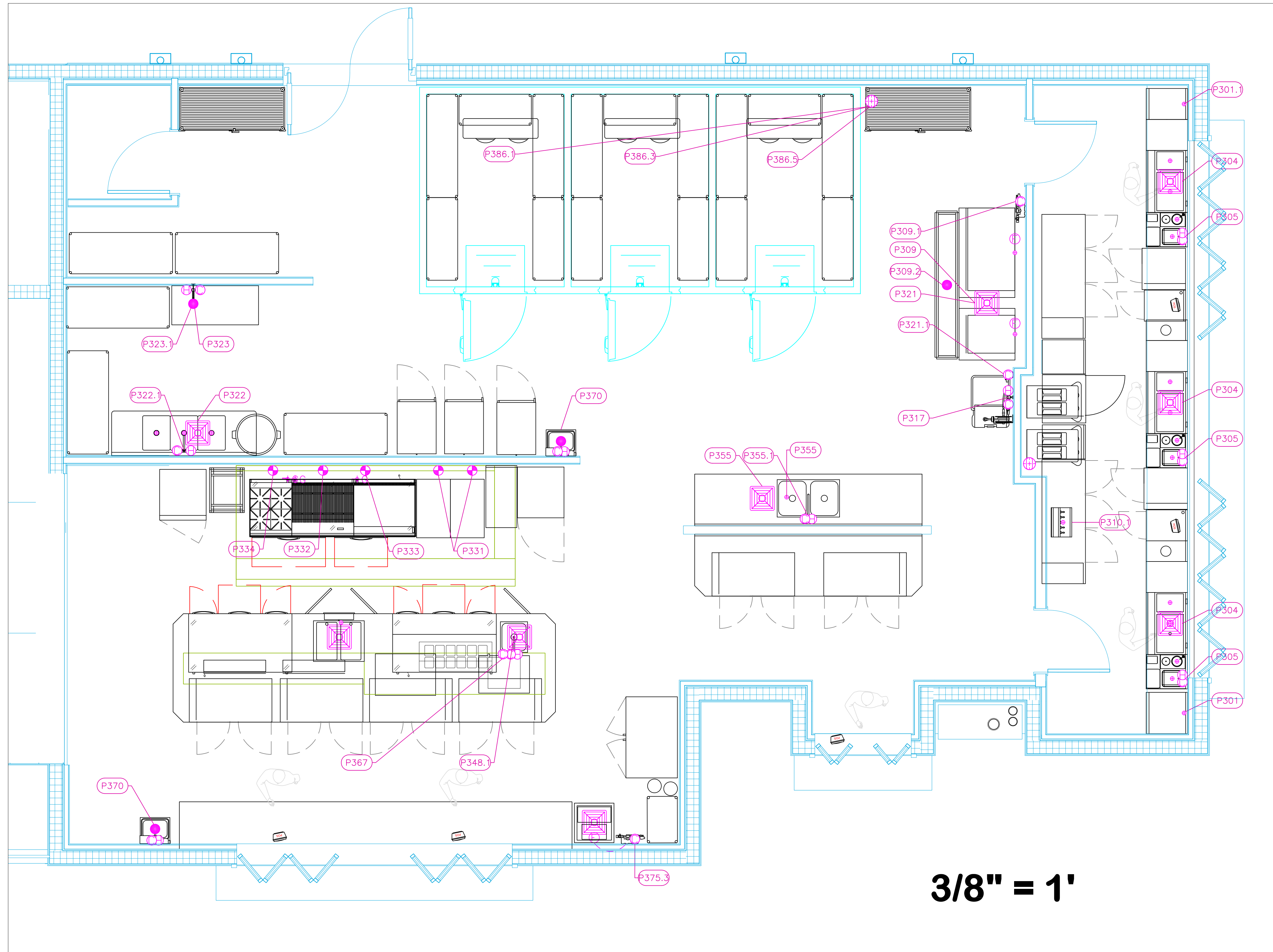
HKS PROJECT NUMBER  
**24391.000**

DATE  
**11/19/2021**

ISSUE  
**100% CONSTRUCTION DOCUMENTS**

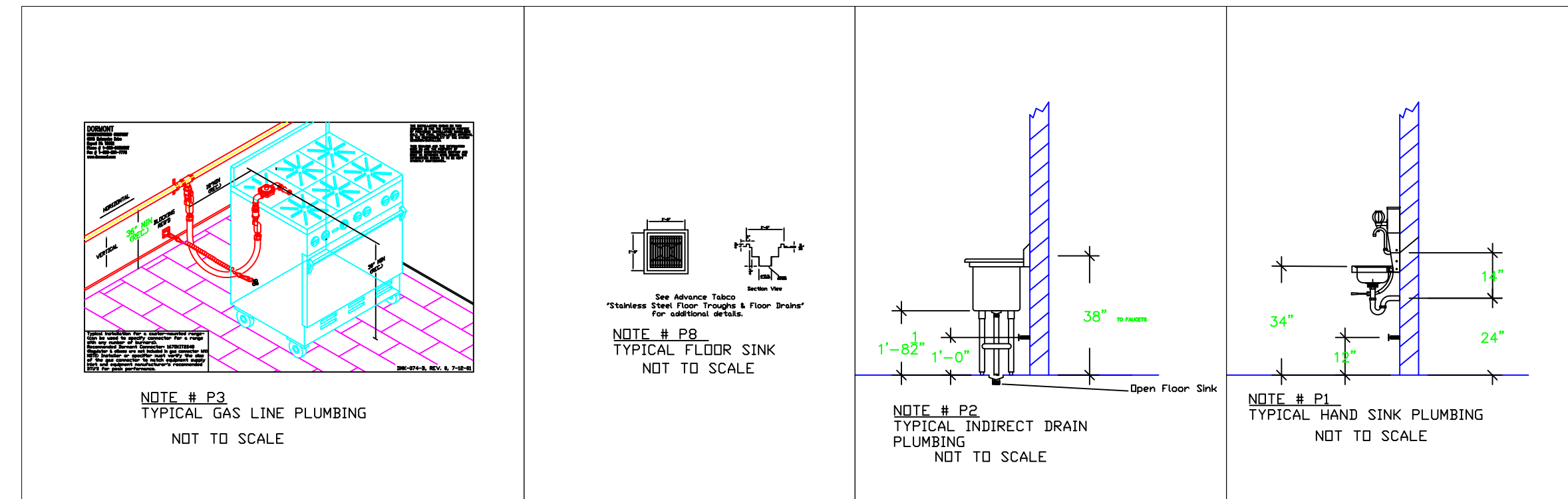
SHEET TITLE  
**#58 F&B Plumbing**

SHEET NO.  
**58.K4.2**



**56 The Island F&B**

PLUMBING SCHEDULE											
ITEM NO.	DESCRIPTION	COLD WATER SIZE	HOT WATER SIZE	H&C Rough-In	DIRECT WASTE SIZE	DIRECT WASTE AFF	INDIRECT WASTE SIZE	GAS SIZE(IN)	GAS MBTU	QTY	PLUMBING REMARKS
301	Drainboard						1/2"			1	Waste to Floor Sink
301.1	Drainboard						1/2"			1	Waste to Floor Sink
304	Ice Bin with Bottle Wells						3/4"			3	Waste to Floor Sink
305	Underbar Mixology Sink Unit	3/8"		12"			1-1/2"			3	Waste to Floor Sink
309	Ice Maker, Cube-Style	1/2"	3/8"	n/a			3/4"			1	Water from Filter
	Ice Bin for Ice Machines						3/4"			1	Waste to Floor Sink
309.1	Water Filtration System, for Ice Machines	3/4"		60"						1	Water to Ice Machine
309.2	Floor Trough				4"	Floor				1	Installation by GC
310.1	Draft Beer / Wine Dispensing Tower						1/2"			1	Waste to FFD
317	Hose Reel	1/2"	1/2"	36"						1	
321	Ice Flaker	1/2"		n/a			3/4"			1	Ice maker drain
	Ice Bin for Ice Machines						3/4"			1	Waste to Floor Sink
321.1	Water Filtration System, for Ice Machines	3/8"		60"						1	Water to Ice Machine
322	Three (3) Compartment Sink						(3) 1-1/2"			1	Waste to Floor Sink
322.1	Wall / Splash Mount Faucet	1/2"	1/2"	12"						1	
323	Mop Sink Cabinet									1	Installed by GC
323.1	Service Faucet	1/2"	1/2"	36"						1	
331	Gas Floor Fryer							3/4"	140.0	2	See Note P3
332	Charbroiler, Gas, Countertop							3/4"	120.0	1	See Note P3
333	Griddle, Gas, Countertop							3/4"	60.0	1	See Note P3
334	Hotplate, Countertop, Gas							3/4"	132.0	1	See Note P3
348	Table									1	
	Weld-In Sink						1-1/2"			1	Waste to Floor Sink
348.1	Deck Mount Faucet	1/2"	1/2"	Floor						1	
355	Work Table, Stainless Steel Top									1	
	Weld-In Sink						(2) 1-1/2"			1	Waste to Floor Sink
355.1	Deck Mount Faucet	1/2"	1/2"	12"						1	
367	Hot Food Well Unit, Drop-In, Electric	1/4"		Floor			1"			1	Waste to Floor Sink
370	Hand Sink	1/2"	1/2"	12"	1-1/2"	24"				2	See Note P1
375	Soda Ice & Beverage Dispenser, In-Counter	tbd		n/a			3/4"			1	Incoming Water from Filter
375.3	Water Filtration System, for Fountain / Beverage Machines	3/4"		60"						1	Water for Soda System
386.1	Evaporator						1"			1	Condensate to FFD
386.2	Remote Condenser Unit									1	interconnect refig with #386.1
386.3	Evaporator						1"			1	Condensate to FFD
386.4	Remote Condenser Unit									1	interconnect refig with #386.3
386.5	Evaporator						1"			1	Condensate to FFD
386.6	Remote Condenser Unit									1	interconnect refig with #386.5



**LEGEND - PLUMBING CONNECTIONS**

- HW-HOT WATER, OR CW-COLD WATER
- GAS
- WASTE, DIRECT-CONNECTED
- WASTE, INDIRECT TO Floor Sink, or Floor Drain
- ⊕ FUNNEL FLOOR DRAIN Josam 30000-E3
- ⊕ FLOOR DRAIN Josam 30000-A3
- ⊕ FLOOR SINK Zum FD-2370-y-PV4-F
- FILTERED WATER, at machine.

**NOTE # P4**  
ALL NATIONAL, STATE, AND LOCAL CODES SHALL APPLY.

**NOTE # P5**  
ALL PLUMBING CONNECTIONS TO BE EXTENDED AND INTERCONNECTED TO EQUIPMENT AND ALL HARDWARE REQUIRED TO BE PROVIDED BY PLUMBING CONTRACTOR

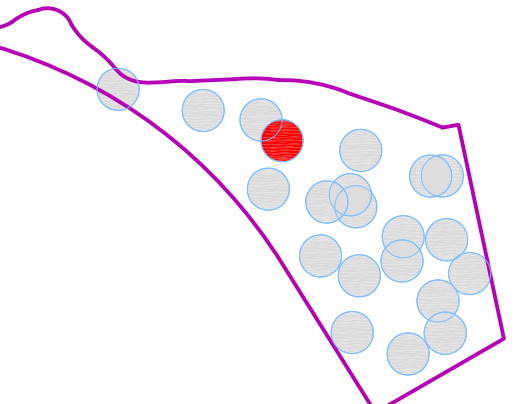
**NOTE # P6**  
PLUMBING CONTRACTOR TO VERIFY THAT ALL EQUIPMENT IS INSTALLED WITH THE APPROPRIATE GAS PRESSURE AND REGULATORS

**NOTE # P7**  
ALL WASTE LINES AND CONDENSATE LINES TO BE EXTENDED FROM EQUIPMENT TO FLOOR DRAINS BY PLUMBING CONTRACTOR.

**Equipment PLUMBING Service Requirements**

All Dimensions to be verified on the job site. Actual locations for floor drains, and any ventilating equipment to be determined by Engineer. Mechanical, Plumbing & Electrical to be checked and verified by Customer's MEP Engineer. Remote Condensing Units to be located by Architect. Exhaust & Supply fans to be located by Architect.

KEY PLAN



REVISION NO.	DESCRIPTION	DATE

HKS PROJECT NUMBER  
**24391.000**

DATE  
**11/19/2021**

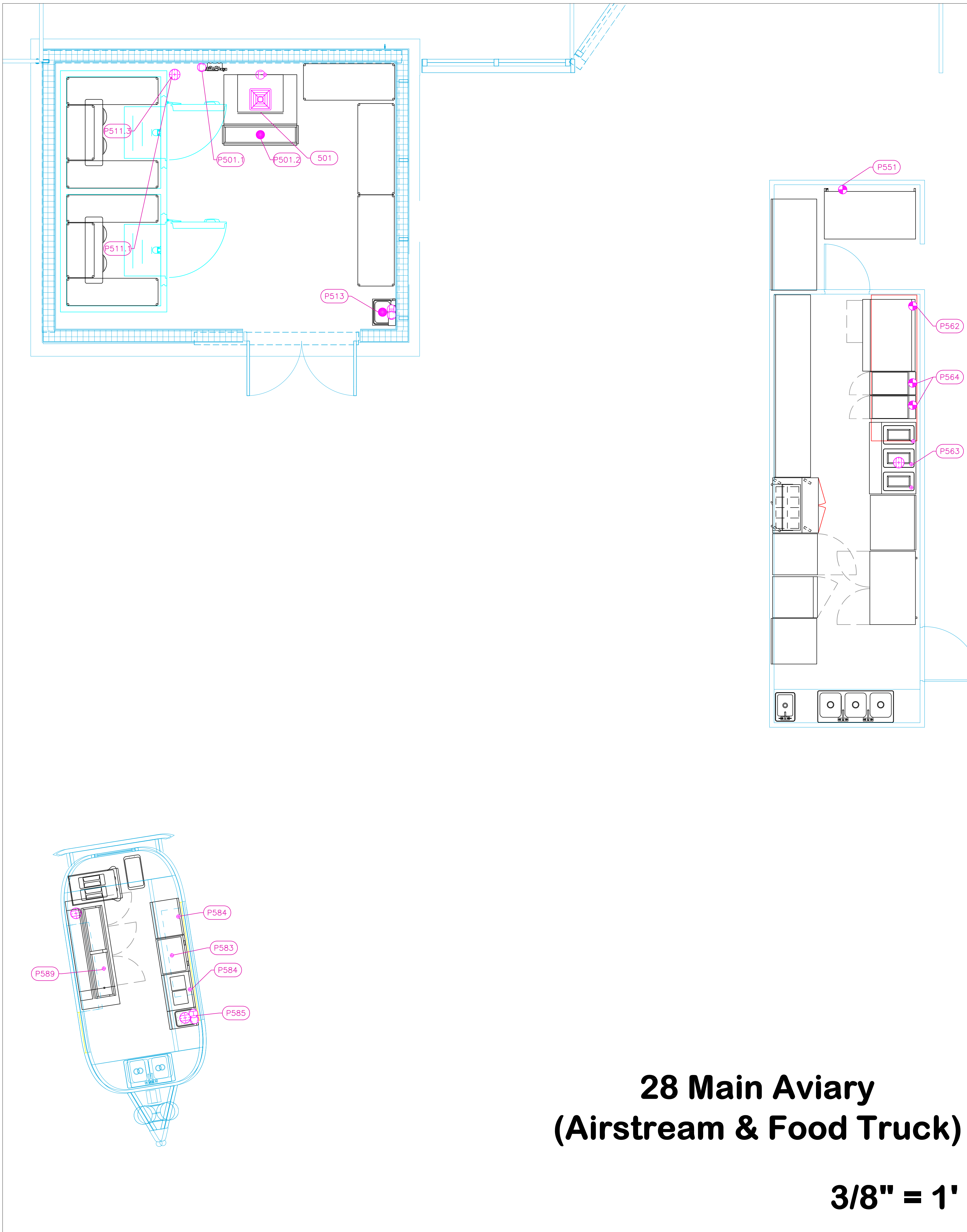
ISSUE  
**100% CONSTRUCTION DOCUMENTS**

SHEET TITLE  
**#56 The Island Kitchen & Bar Plumbing**

SHEET NO.  
**56.K4.3**



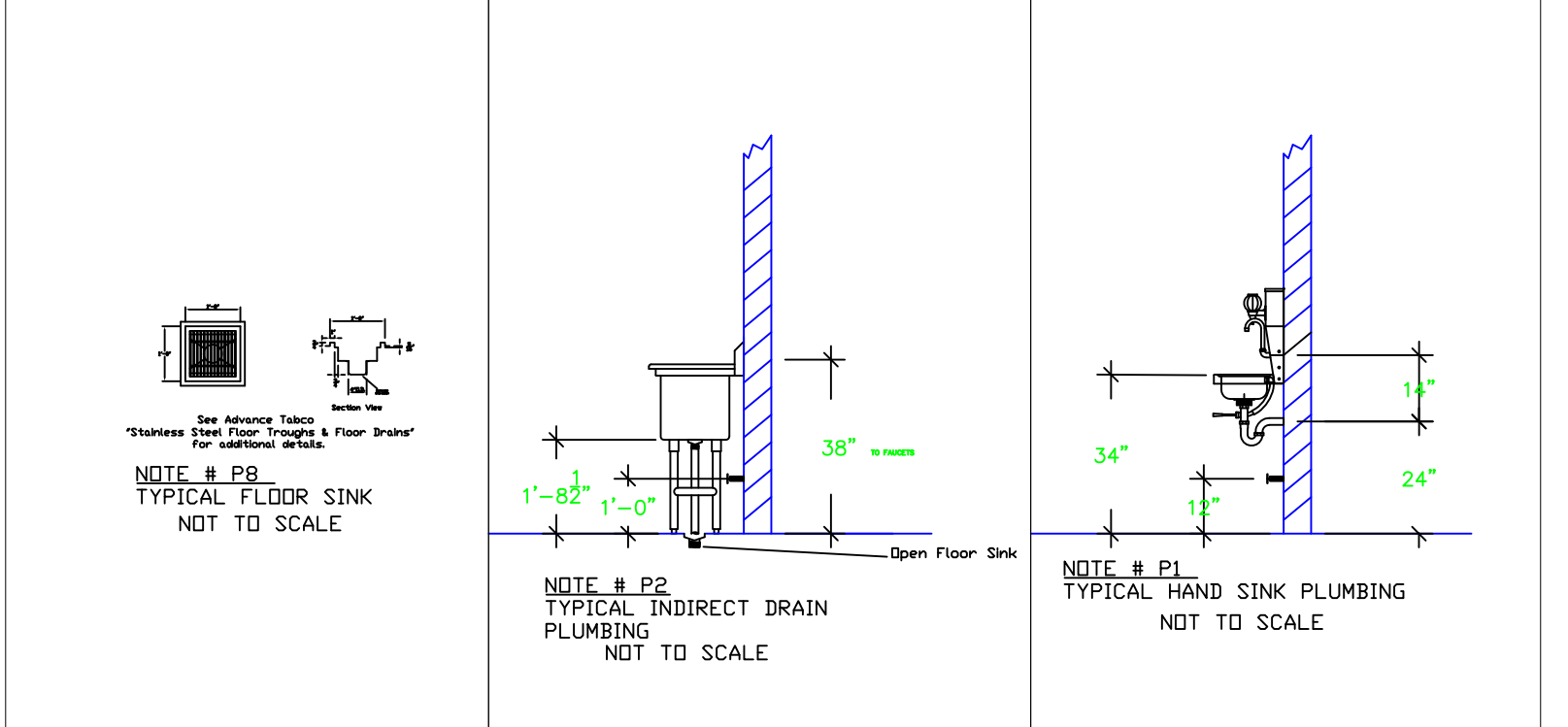
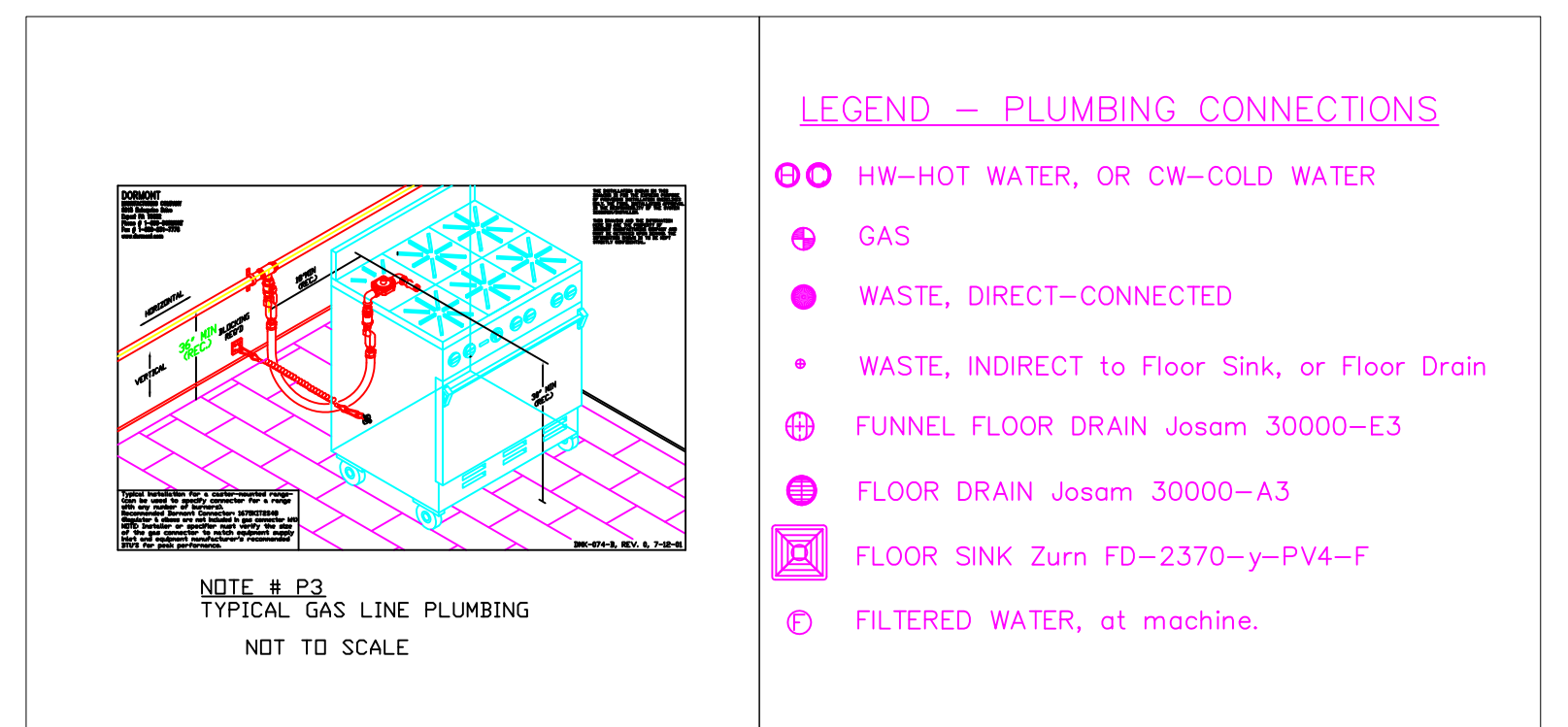
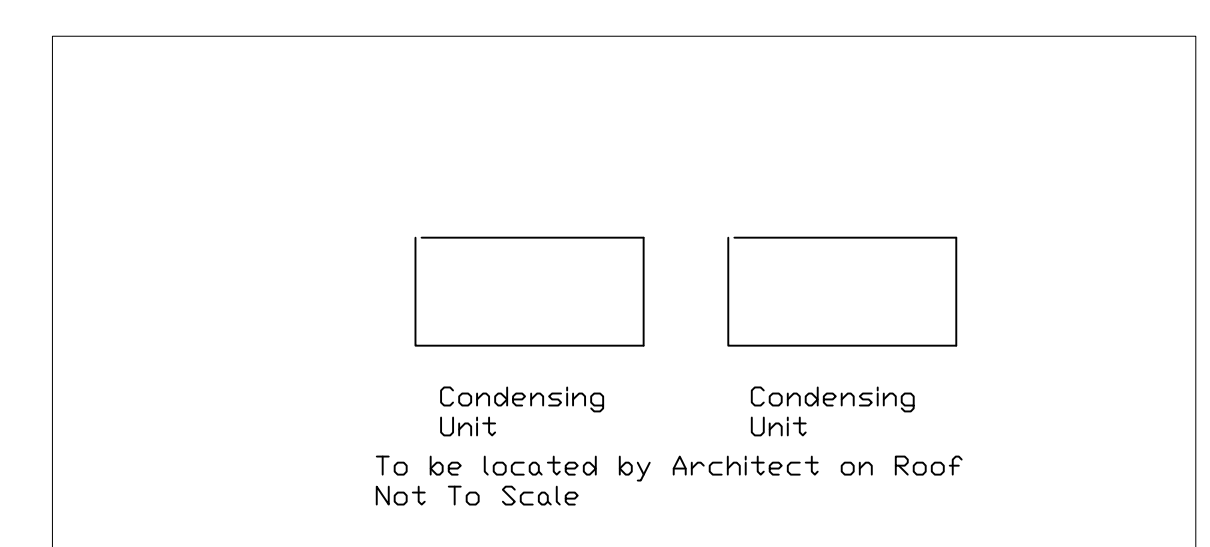




# 28 Main Aviary (Airstream & Food Truck)

**3/8" = 1'**

PLUMBING SCHEDULE											
ITEM NO.	DESCRIPTION	COLD WATER SIZE	HOT WATER SIZE	H&C Rough-In	DIRECT WASTE SIZE	DIRECT WASTE AFF	INDIRECT WASTE SIZE	GAS SIZE(IN)	GAS MBTU	QTY	PLUMBING REMARKS
501	Ice Maker, Cube-Style	1/2"		n/a			3/4"			1	Water from Filter
	Ice Bin for Ice Machines						3/4"			1	Waste to Floor Sink
501.1	Water Filtration System, for Ice Machines	3/4"		60"						1	Water to Ice Machine
501.2	Floor Trough				4"	Floor				1	Installation by GC
511.1	Evaporator						1"			1	Condensate to FFD
511.2	Remote Condenser Unit									1	interconnect refrig with #511.1
511.3	Evaporator						1"			1	Condensate to FFD
511.4	Remote Condenser Unit									1	interconnect refrig with #511.3
513	Hand Sink	1/2"	1/2"	12"	1-1/2"	24"				1	See Note P1
551	Charbroiler, Gas, Countertop							3/4"	200.0	1	See Note P3
558	Drop-In Sink	1/2"	1/2"				(3) 1-1/2"			1	Existing
558.1	Drop-In Sink	1/2"	1/2"		1-1/2"					1	Existing
562	Range, 48", 2 Open Burners, 36" Griddle							3/4"	155.0	1	See Note P3
	Salamander Broiler, Gas							3/4"	40.0	1	See Note P3
563	Hot Food Serving Counter / Table						(3) 1"			1	New Drain by GC
564	Gas Floor Fryer							3/4"	122.0	2	See Note P3
581	Drop-In Sink	1/2"	1/2"	existing			(2) 1-1/2"			1	Existing
583	Ice Bin				1-1/2"					1	Waste to FFD
584	Drainboard				1/2"					2	Waste to FFD
585	Hand Sink	3/8"	3/8"	12"	1-1/2"					1	New Water, Waste to FFD
589	Bar Ice Display						1"			1	Waste to FFD



## Equipment PLUMBING Service Requirements

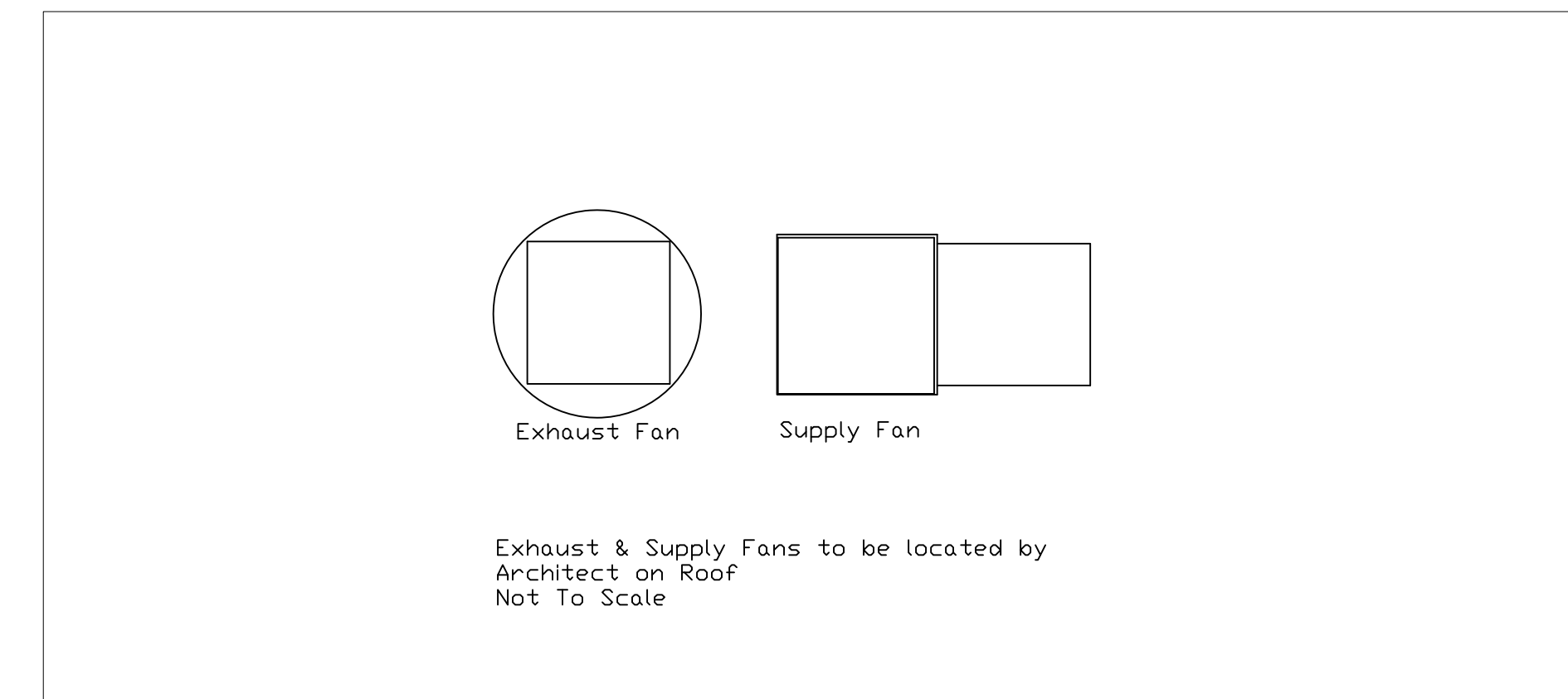
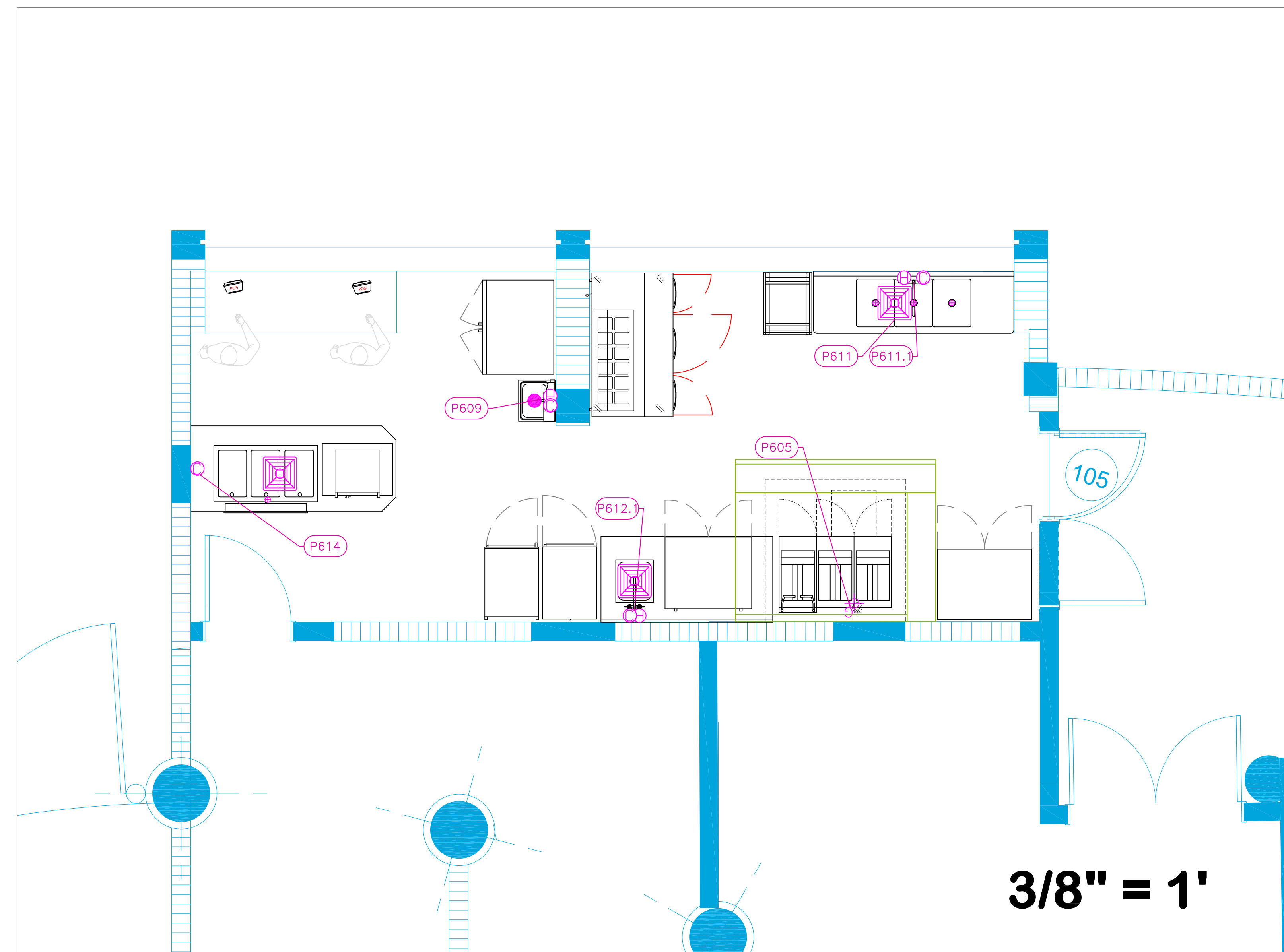
All Dimensions to be verified on the job site. Actual locations for floor drains, and any ventilating equipment to be determined by Engineer. Mechanical, Plumbing & Electrical to be checked and verified by Customer's MEP Engineer. Remote Condensing Units to be located by Architect. Exhaust & Supply fans to be located by Architect.

**NOTE # P4**  
ALL NATIONAL, STATE, AND LOCAL CODES SHALL APPLY.

**NOTE # P5**  
ALL PLUMBING CONNECTIONS TO BE EXTENDED AND INTERCONNECTED TO EQUIPMENT AND ALL HARDWARE REQUIRED TO BE PROVIDED BY PLUMBING CONTRACTOR.

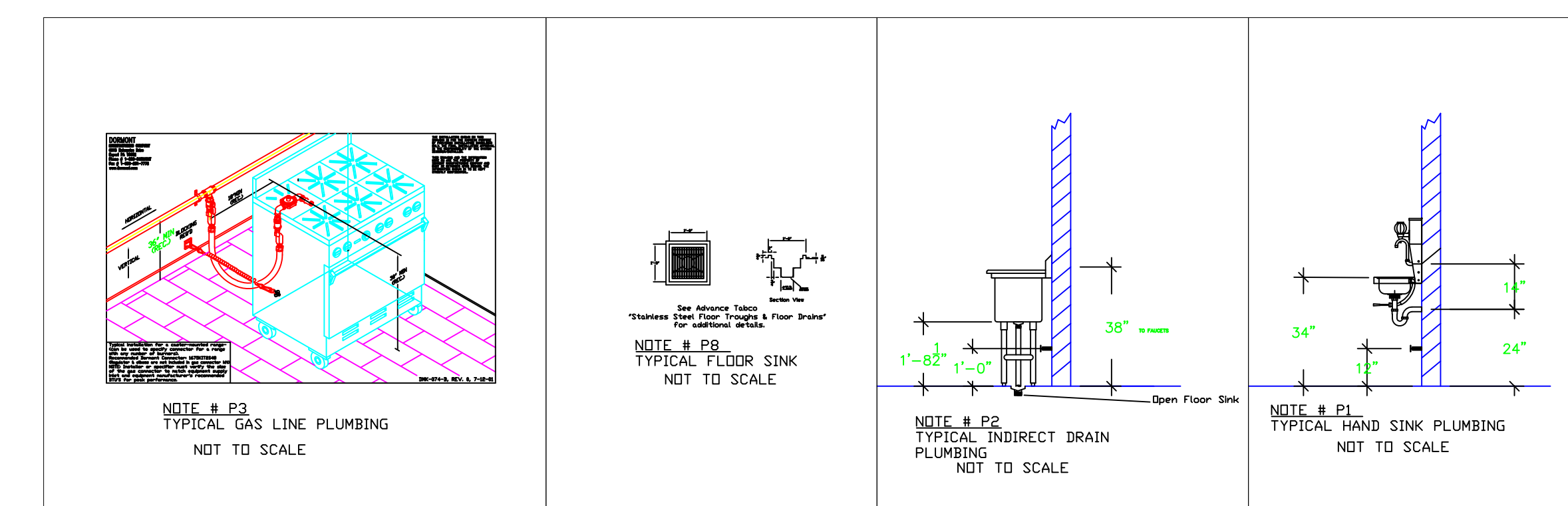
**NOTE # P6**  
PLUMBING CONTRACTOR TO VERIFY THAT ALL EQUIPMENT IS INSTALLED WITH THE APPROPRIATE GAS PRESSURE AND REGULATORS.

**NOTE # P7**  
ALL WASTE LINES AND CONDENSATE LINES TO BE EXTEND FROM EQUIPMENT TO FLOOR DRAINS BY PLUMBING CONTRACTOR.



PLUMBING SCHEDULE											
ITEM NO.	DESCRIPTION	COLD WATER SIZE	HOT WATER SIZE	H&C Rough-In	DIRECT WASTE SIZE	DIRECT WASTE AFF	INDIRECT WASTE SIZE	GAS SIZE(IN)	GAS MBTU	QTY	PLUMBING REMARKS
605	Gas Fryer							1"	240.0	1	See Note P3
609	Hand Sink	1/2"	1/2"	12"	1-1/2"	24"				1	See Note P1
611	Three (3) Compartment Sink						(3) 1-1/2"			1	Waste to Floor Sink
611.1	Wall / Splash Mount Faucet	1/2"	1/2"	12"						1	
612	Work Table, Stainless Steel Top									1	
	Weld-in Sink						1-1/2"			1	Waste to Floor Sink
612.1	Deck Mount Faucet	1/2"	1/2"	12"						1	
614	Hot Food Well Unit, Drop-In, Electric	1/4"		12"			1"			1	Waste to Floor Sink

## 38 Serpentarium F&B



### LEGEND - PLUMBING CONNECTIONS

- HW-HOT WATER, OR CW-COLD WATER
- GAS
- WASTE, DIRECT-CONNECTED
- WASTE, INDIRECT TO FLOOR SINK, or Floor Drain
- ⊕ FUNNEL FLOOR DRAIN Josam 30000-E3
- ⊕ FLOOR DRAIN Josam 30000-A3
- ⊕ FLOOR SINK Zum FD-2370-y-PV4-F
- ⊕ FILTERED WATER, at machine.

**NOTE # P4**  
ALL NATIONAL, STATE, AND LOCAL CODES SHALL APPLY.

**NOTE # P5**  
ALL PLUMBING CONNECTIONS TO BE EXTENDED AND INTERCONNECTED TO EQUIPMENT AND ALL HARDWARE REQUIRED TO BE PROVIDED BY PLUMBING CONTRACTOR

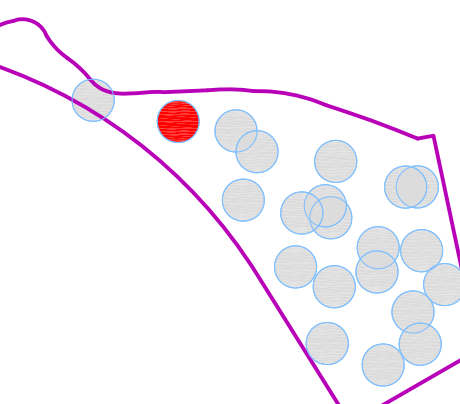
**NOTE # P6**  
PLUMBING CONTRACTOR TO VERIFY THAT ALL EQUIPMENT IS INSTALLED WITH THE APPROPRIATE GAS PRESSURE AND REGULATORS

**NOTE # P7**  
ALL WASTE LINES AND CONDENSATE LINES TO BE EXTEND FROM EQUIPMENT TO FLOOR DRAINS BY PLUMBING CONTRACTOR.

## Equipment PLUMBING Service Requirements

All Dimensions to be verified on the job site. Actual locations for floor drains, and any ventilating equipment to be determined by Engineer, Mechanical, Plumbing & Electrical to be checked and verified by Customer's MEP Engineer. Remote Condensing Units to be located by Architect. Exhaust & Supply fans to be located by Architect.

KEY PLAN



REVISION NO. DESCRIPTION DATE

REVISION NO.	DESCRIPTION	DATE

HKS PROJECT NUMBER

24391.000

DATE

11/19/2021

ISSUE

100% CONSTRUCTION DOCUMENTS

SHEET TITLE

#38 Serpentarium Plumbing

SHEET NO.

38.K4.6

# JUNGLE ISLAND

PROJECT LOCATION  
JUNGLE ISLAND  
1111 PARROT JUNGLE TRAIL  
MIAMI, FLORIDA 33132

OWNER  
ESJ CAPITAL PARTNERS  
19950 W. COUNTRY CLUB DR #800  
AVENTURA, FLORIDA 33180

OWNER CONSULTANTS:  
OWNER REPRESENTATIVE  
GARDINER & THEOBALD  
350 LINCOLN ROAD  
MIAMI BEACH, FLORIDA 33139

CIVIL ENGINEER  
LANGAN  
PARKSIDE CORPORATE CENTER  
15150 NW 75 COURT, SUITE 200  
MIAMI LAKES, FLORIDA 33016

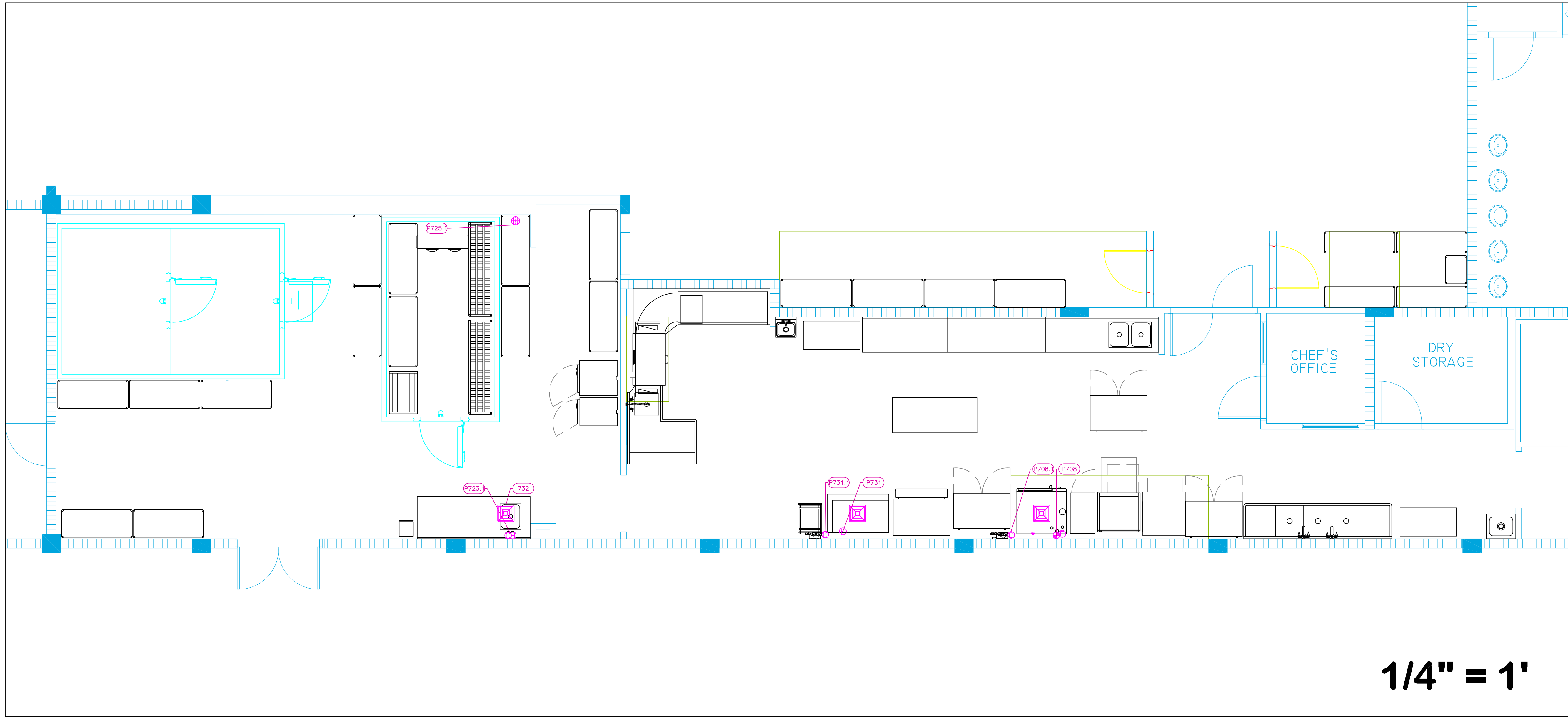
AQUATIC ENGINEER  
MARTIN AQUATIC DESIGN & ENGINEERING  
189 SOUTH ORANGE AVENUE, SUITE 1220  
ORLANDO, FLORIDA 32801  
THE PLAZA SOUTH TOWER

ANIMAL AQUATIC ENGINEER  
SATCHELL ENGINEERING & ASSOCIATES  
2890 S. SANTE FE AVE SUITE 108  
SAN MARCOS, CALIFORNIA 92069

THEATRICAL ENGINEER  
ALL-PRO INTEGRATION SYSTEMS  
808 BEVERLY PARKWAY  
PENSACOLA, FLORIDA 32505

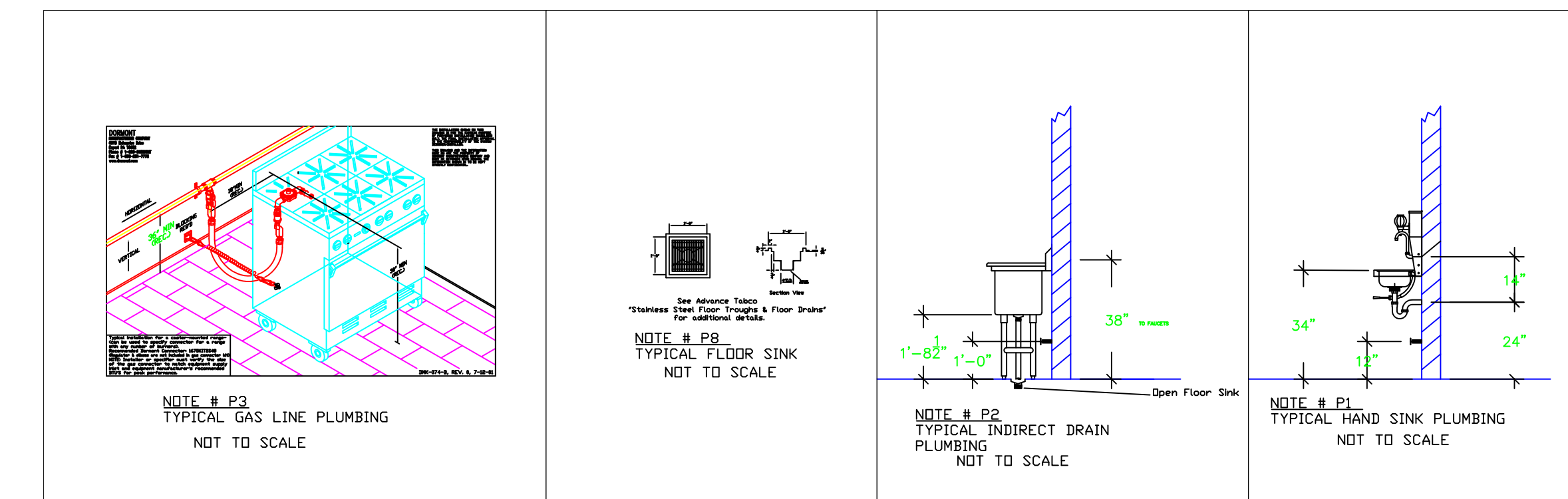
KITCHEN CONSULTANT  
UNI-SOURCE SUPPLY INTERNATIONAL, INC.  
2055 W 73RD STREET  
MIAMI, FLORIDA 33016

WATERPARK CONSULTANT  
WHITEWATER  
180-6651 FRASERWOOD PLACE  
RICHMOND, BC V6W1J3



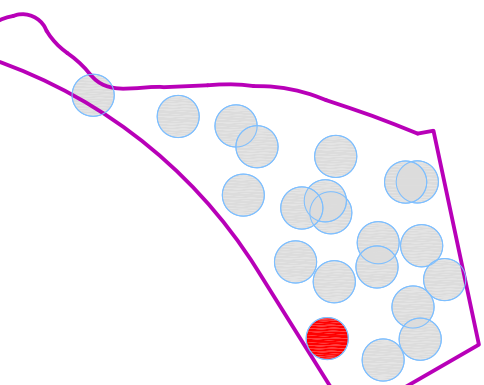
PLUMBING SCHEDULE											
ITEM NO.	DESCRIPTION	COLD WATER SIZE	HOT WATER SIZE	H&C Rough-In	DIRECT WASTE SIZE	DIRECT WASTE AFF	INDIRECT WASTE SIZE	GAS SIZE(IN)	GAS MBTU	QTY	PLUMBING REMARKS
708	Combi Oven, Gas	3/4"		n/a			2"	3/4"	152.0	1	Waste to Floor Sink
708.1	Water Filtration System, for Steam Equipment	3/4"		54"						1	Water to Oven
723	Work Table, Stainless Steel Top Weld-in Sink						1-1/2"			1	Waste to Floor Sink
723.1	Deck Mount Faucet	1/2"	1/2"	12"						1	
725.1	Evaporator						1"			1	Condensate to FFD
725.2	Remote Condenser Unit									1	interconnect refig with #246.1
731	Ice Maker, Cube-Style Ice Bin for Ice Machines	1/2"		n/a			3/4"			1	Water from Filter Waste to Floor Sink
731.1	Water Filtration System, for Ice Machines	3/4"		54"						1	Water to Ice Machine

## 11 Flying Squirrel Prep Kitchen



<p><b>LEGEND - PLUMBING CONNECTIONS</b></p> <ul style="list-style-type: none"> <li>○ ○ HW-HOT WATER, OR CW-COLD WATER</li> <li>● GAS</li> <li>● WASTE, DIRECT-CONNECTED</li> <li>● WASTE, INDIRECT TO FLOOR SINK, or Floor Drain</li> <li>⊕ FUNNEL FLOOR DRAIN Josam 30000-E3</li> <li>⊕ FLOOR DRAIN Josam 30000-A3</li> <li>⊕ FLOOR SINK Zum FD-2370-y-PV4-F</li> <li>○ FILTERED WATER, at machine.</li> </ul>	<p><b>NOTE # P4</b> ALL NATIONAL, STATE, AND LOCAL CODES SHALL APPLY.</p> <p><b>NOTE # P5</b> ALL PLUMBING CONNECTIONS TO BE EXTENDED AND INTERCONNECTED TO EQUIPMENT AND ALL HARDWARE REQUIRED TO BE PROVIDED BY PLUMBING CONTRACTOR.</p> <p><b>NOTE # P6</b> PLUMBING CONTRACTOR TO VERIFY THAT ALL EQUIPMENT IS INSTALLED WITH THE APPROPRIATE GAS PRESSURE AND REGULATORS.</p> <p><b>NOTE # P7</b> ALL WASTE LINES AND CONDENSATE LINES TO BE EXTEND FROM EQUIPMENT TO FLOOR DRAINS BY PLUMBING CONTRACTOR.</p>	<h3>Equipment PLUMBING Service Requirements</h3> <p>All Dimensions to be verified on the job site. Actual locations for floor drains, and any ventilating equipment to be determined by Engineer, Mechanical, Plumbing &amp; Electrical to be checked and verified by Customers MEP Engineer. Remote Condensing Units to be located by Architect. Exhaust &amp; Supply fans to be located by Architect.</p>
---	---	---

KEY PLAN



REVISION NO. DESCRIPTION DATE

REVISION NO.	DESCRIPTION	DATE

HKS PROJECT NUMBER

24391.000

DATE

11/19/2021

ISSUE

100% CONSTRUCTION

DOCUMENTS

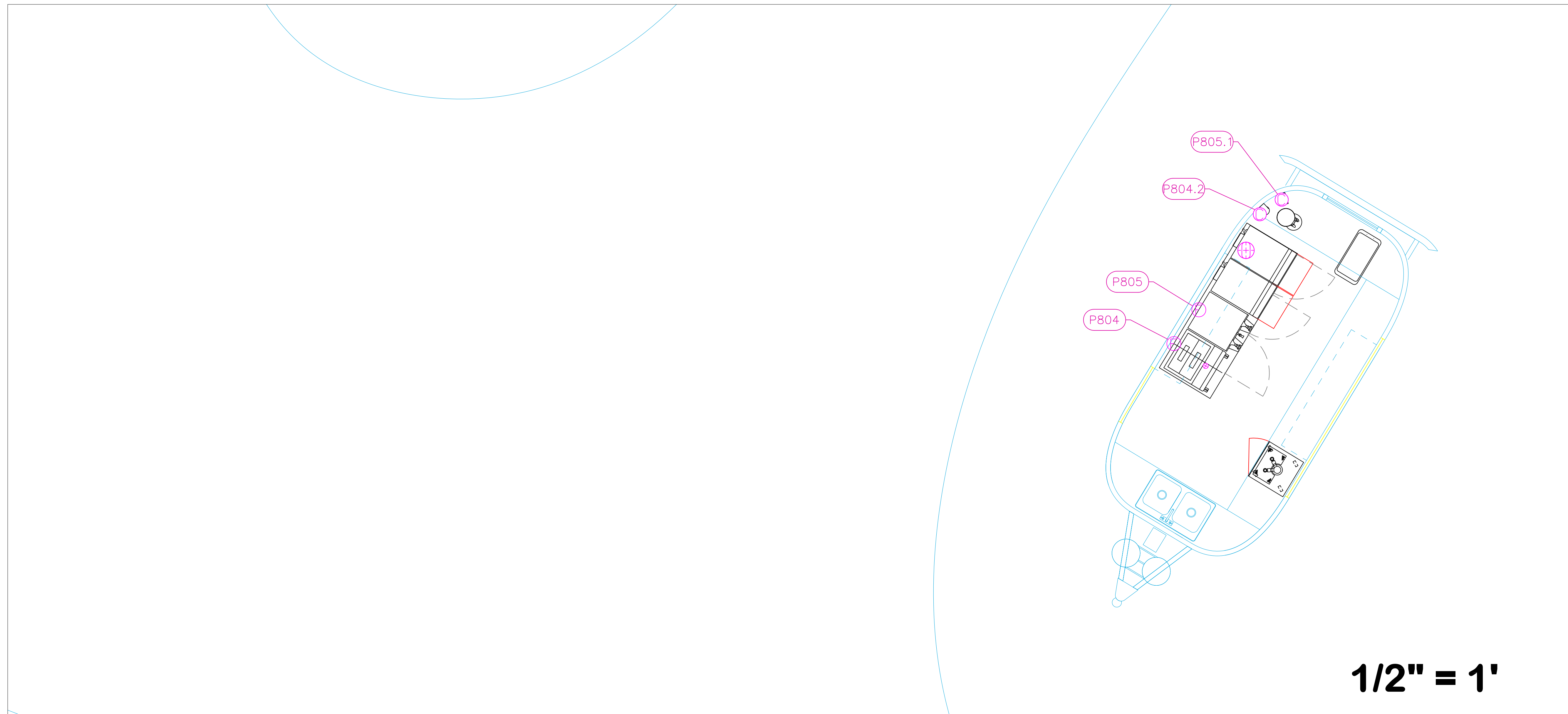
SHEET TITLE

#11 Flying Squirrel

Plumbing

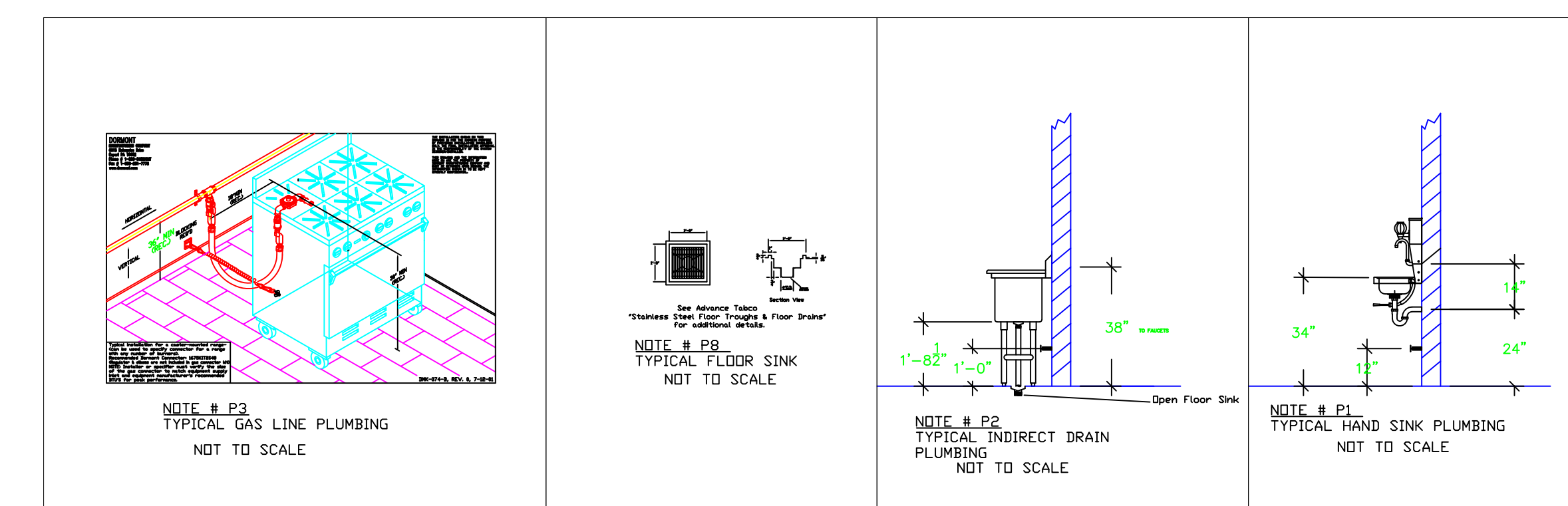
SHEET NO.

11.K4.7



PLUMBING SCHEDULE											
ITEM NO.	DESCRIPTION	COLD WATER SIZE	HOT WATER SIZE	H&C Rough-In	DIRECT WASTE SIZE	DIRECT WASTE AFF	INDIRECT WASTE SIZE	GAS SIZE(IN)	GAS MBTU	QTY	PLUMBING REMARKS
801	Drop-In Sink	1/2"	1/2"	existing			(2) 1-1/2"			1	Existing
804	Espresso Cappuccino Machine	1/4"		n/a			1/2"			1	New Drain by GC
804.2	Water Filtration System, for Espresso & Tea Machines	3/8"		12"						1	New Water by GC
805	Coffee Brewer	1/4"		n/a						1	
805.1	Water Filtration System, for Coffee Brewers	3/8"		12"						1	New Water by GC

## 20 Sloth Enclosure (Airstream Location)



**LEGEND – PLUMBING CONNECTIONS**

- ○ HW–HOT WATER, OR CW–COLD WATER
- GAS
- WASTE, DIRECT–CONNECTED
- WASTE, INDIRECT to Floor Sink, or Floor Drain
- ⊕ FUNNEL FLOOR DRAIN Josam 30000–E3
- ⊕ FLOOR DRAIN Josam 30000–A3
- ⊕ FLOOR SINK Zurn FD-2370–y–PV4–F
- ⊕ FILTERED WATER, at machine.

**NOTE # P4**  
ALL NATIONAL, STATE, AND LOCAL CODES SHALL APPLY.

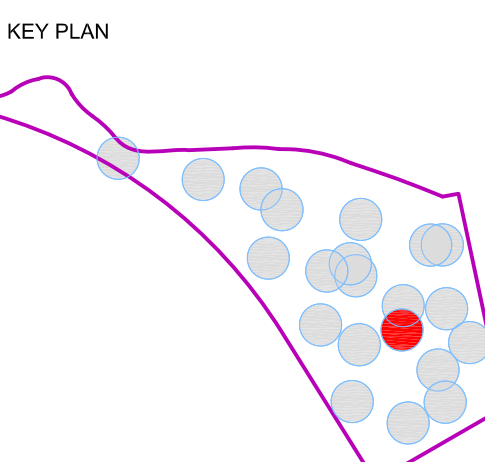
**NOTE # P5**  
ALL PLUMBING CONNECTIONS TO BE EXTENDED AND INTERCONNECTED TO EQUIPMENT AND ALL HARDWARE REQUIRED TO BE PROVIDED BY PLUMBING CONTRACTOR.

**NOTE # P6**  
PLUMBING CONTRACTOR TO VERIFY THAT ALL EQUIPMENT IS INSTALLED WITH THE APPROPRIATE GAS PRESSURE AND REGULATORS.

**NOTE # P7**  
ALL WASTE LINES AND CONDENSATE LINES TO BE EXTEND FROM EQUIPMENT TO FLOOR DRAINS BY PLUMBING CONTRACTOR.

### Equipment PLUMBING Service Requirements

All Dimensions to be verified on the job site. Actual locations for floor drains, and any ventilating equipment to be determined by Engineer, Mechanical, Plumbing & Electrical to be checked and verified by Customer's MEP Engineer. Remote Condensing Units to be located by Architect. Exhaust & Supply fans to be located by Architect.



REVISION NO.	DESCRIPTION	DATE

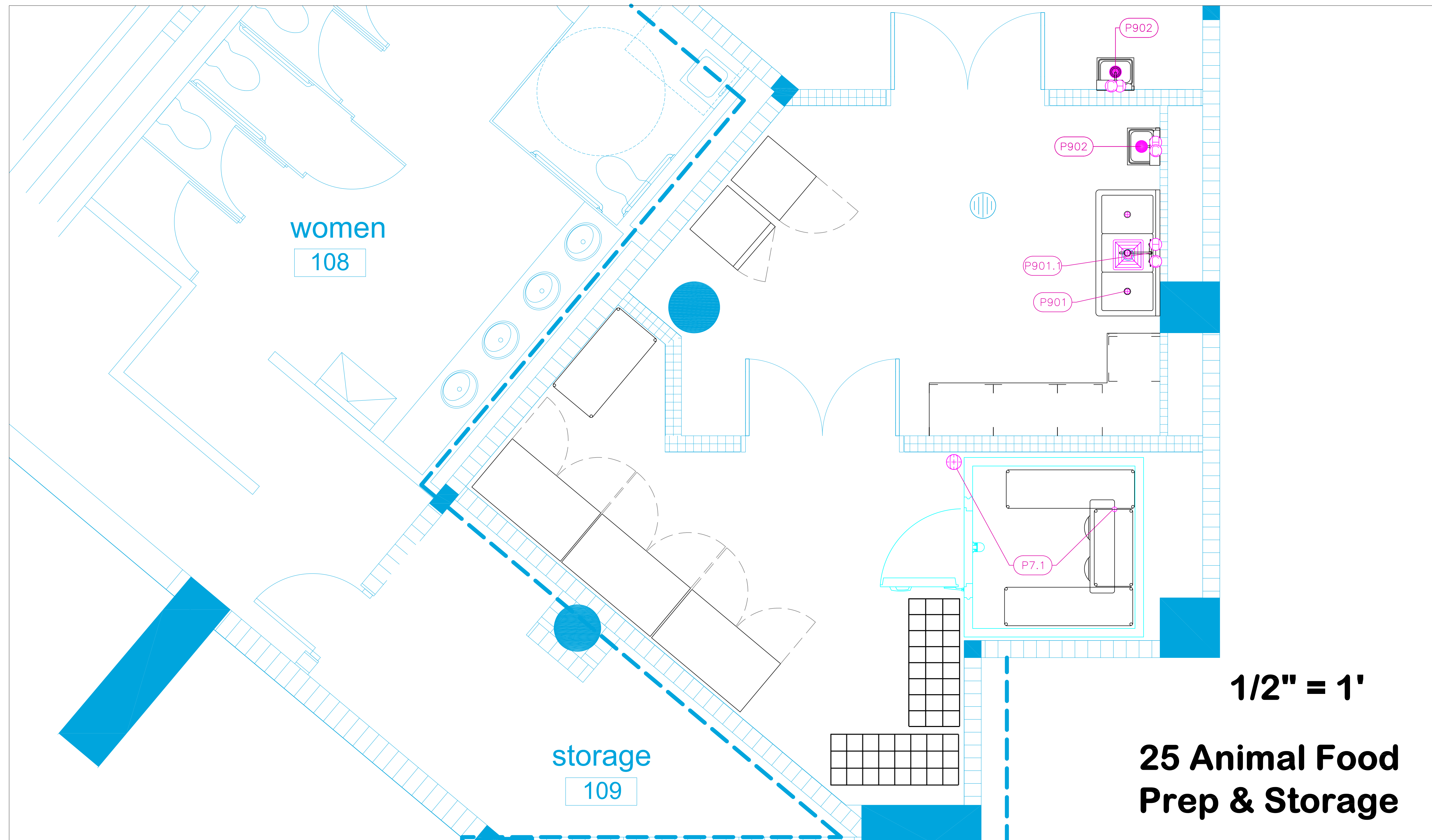
HKS PROJECT NUMBER  
**24391.000**

DATE  
**11/19/2021**

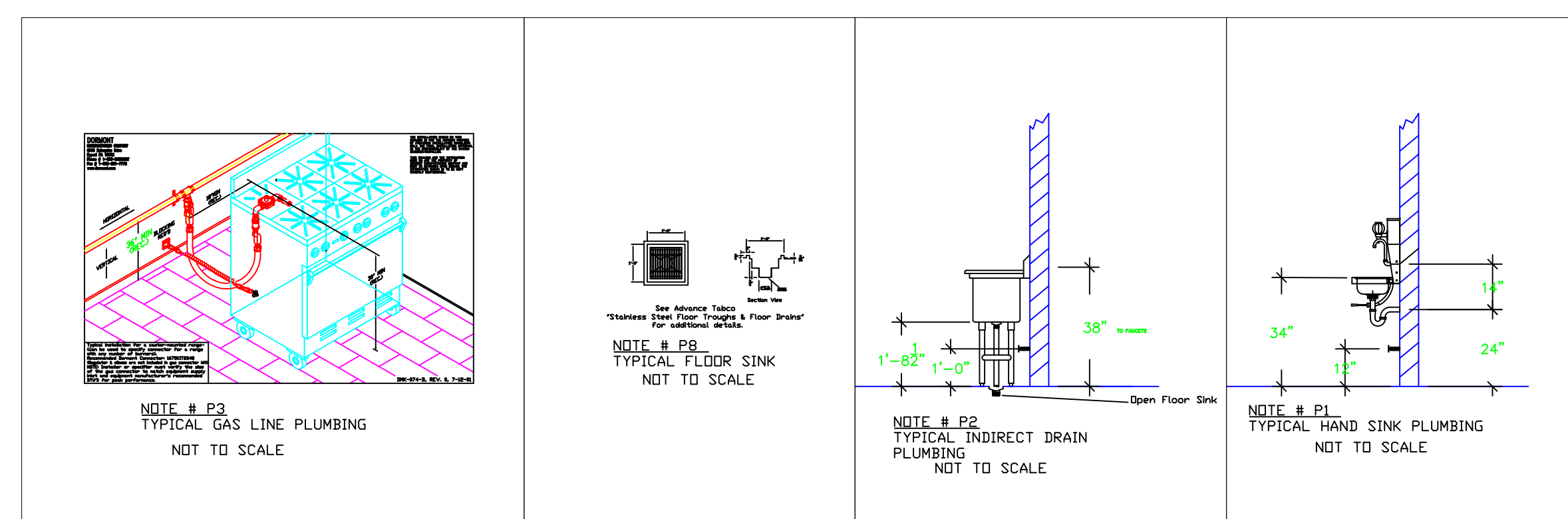
ISSUE  
**100% CONSTRUCTION DOCUMENTS**

SHEET TITLE  
**#20 Sloth Enclosure Area F&B Plumbing**

SHEET NO.  
**20.K4.8**



PLUMBING SCHEDULE											
ITEM NO.	DESCRIPTION	COLD WATER SIZE	HOT WATER SIZE	H&C Rough-In	DIRECT WASTE SIZE	DIRECT WASTE AFF	INDIRECT WASTE SIZE	GAS SIZE (IN)	GAS MBTU	QTY	PLUMBING REMARKS
901	Three (3) Compartment Sink						(3) 1-1/2"			1	Waste to Floor Sink
901.1	Wall / Splash Mount Faucet	1/2"	1/2"	12"						1	
902	Hand Sink	1/2"	1/2"	12"	1-1/2"	24"				2	See Note P1
907.1	Evaporator						1"			1	Condensate to FFD
907.2	Remote Condenser Unit									1	Interconnect refrig with #7.1



**LEGEND - PLUMBING CONNECTIONS**

- ○ HW-HOT WATER, OR CW-COLD WATER
- GAS
- WASTE, DIRECT-CONNECTED
- WASTE, INDIRECT to Floor Sink, or Floor Drain
- ⊕ FUNNEL FLOOR DRAIN Josam 30000-E3
- ⊕ FLOOR DRAIN Josam 30000-A3
- ⊕ FLOOR SINK Zumtobel FD-2370-y-PV4-F
- FILTERED WATER, at machine.

**NOTE # P4**  
ALL NATIONAL, STATE, AND LOCAL CODES SHALL APPLY.

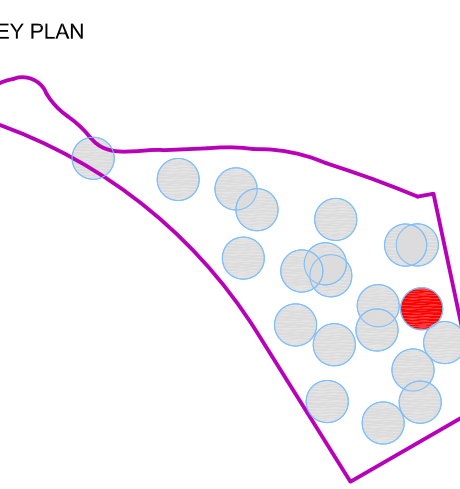
**NOTE # P5**  
ALL PLUMBING CONNECTIONS TO BE EXTENDED AND INTERCONNECTED TO EQUIPMENT AND ALL HARDWARE REQUIRED TO BE PROVIDED BY PLUMBING CONTRACTOR.

**NOTE # P6**  
PLUMBING CONTRACTOR TO VERIFY THAT ALL EQUIPMENT IS INSTALLED WITH THE APPROPRIATE GAS PRESSURE AND REGULATORS.

**NOTE # P7**  
ALL WASTE LINES AND CONDENSATE LINES TO BE EXTEND FROM EQUIPMENT TO FLOOR DRAINS BY PLUMBING CONTRACTOR.

**Equipment PLUMBING Service Requirements**

All Dimensions to be verified on the job site. Actual locations for floor drains, and any ventilating equipment to be determined by Engineer, Mechanical, Plumbing & Electrical to be checked and verified by Customer's MEP Engineer. Remote Condensing Units to be located by Architect. Exhaust & Supply fans to be located by Architect.



REVISION NO.	DESCRIPTION	DATE

HKS PROJECT NUMBER  
**24391.000**

DATE  
**11/19/2021**

ISSUE  
**100% CONSTRUCTION DOCUMENTS**

SHEET TITLE  
**#25 Animal Food Prep & Storage**

**ARCHITECT**  
HKS ARCHITECTS, INC.  
#AA F000119  
2025 SALZEDO STREET, 4TH FLOOR  
CORAL GABLES, FLORIDA, 33134

**STRUCTURAL ENGINEER**  
DESMONE CONSULTING ENGINEERS  
800 BRICKELL AVENUE, 6TH FLOOR  
MIAMI, FLORIDA, 33131

**MEP / LV / LIGHTING ENGINEER**  
EXP  
241 NORTH BROADWAY SUITE 203  
MILWAUKEE, WISCONSIN 53202

**LANDSCAPE ARCHITECT**  
EDSA  
1512 E. BROWARD BOULEVARD, SUITE 110  
FOR LAUDERDALE, FLORIDA 33301

# JUNGLE ISLAND

**PROJECT LOCATION**  
JUNGLE ISLAND  
1111 PARROT JUNGLE TRAIL  
MIAMI, FLORIDA 33132

**OWNER**  
ESJ CAPITAL PARTNERS  
19950 W. COUNTRY CLUB DR #800  
AVENTURA, FLORIDA 33180

**OWNER CONSULTANTS:**  
**OWNER REPRESENTATIVE**  
GARDNER & THEOBALD  
350 LINCOLN ROAD  
MIAMI BEACH, FLORIDA 33139

**CIVIL ENGINEER**  
LANGAN  
PARKSIDE CORPORATE CENTER  
15150 NW 75 COURT, SUITE 200  
MIAMI LAKES, FLORIDA 33166

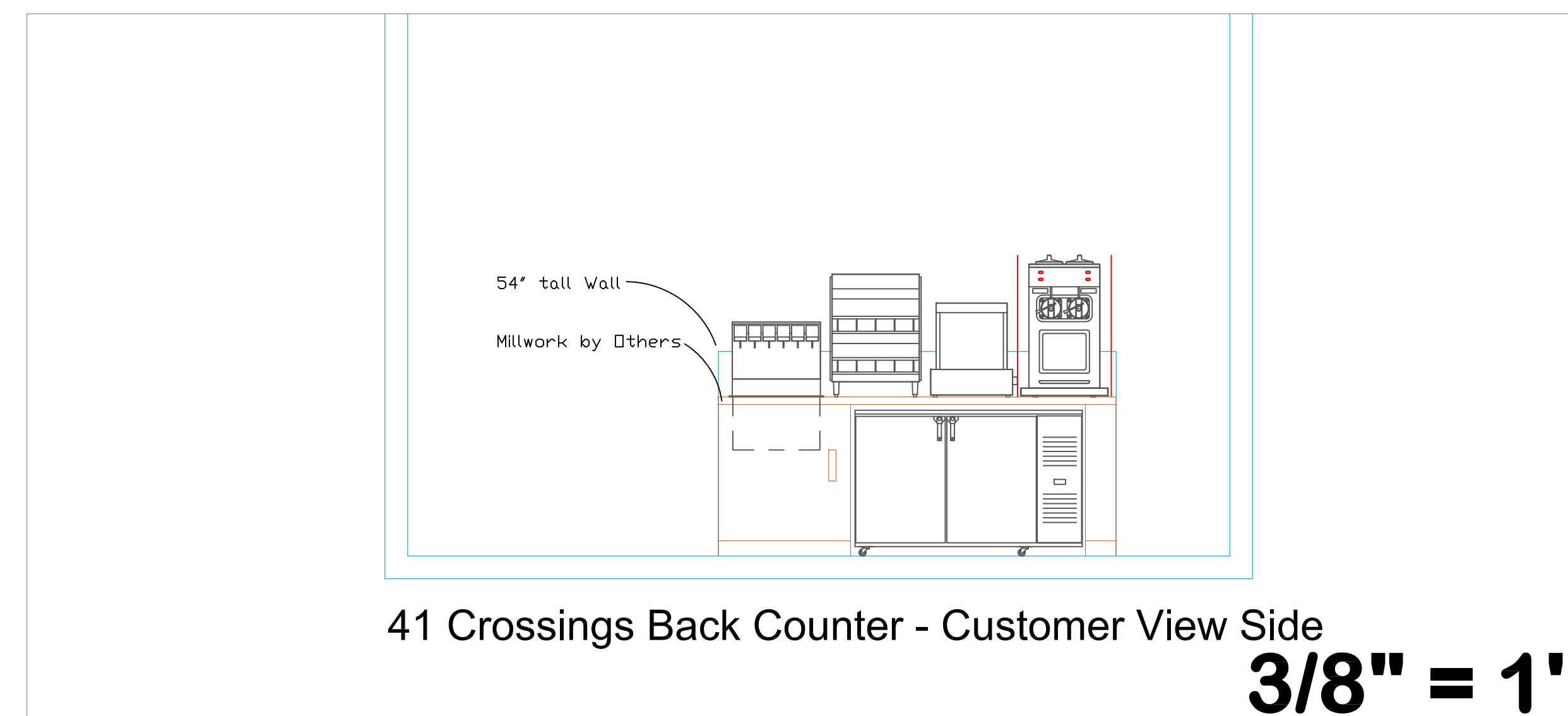
**AQUATIC ENGINEER**  
MARTIN AQUATIC DESIGN & ENGINEERING  
188 SOUTH ORANGE AVENUE, SUITE 1220  
ORLANDO, FLORIDA 32801  
THE PLAZA SOUTH TOWER

**ANIMAL AQUATIC ENGINEER**  
SATCHELL ENGINEERING & ASSOCIATES  
2890 S. SANTE FE AVE SUITE 108  
SAN MARCOS, CALIFORNIA 92069

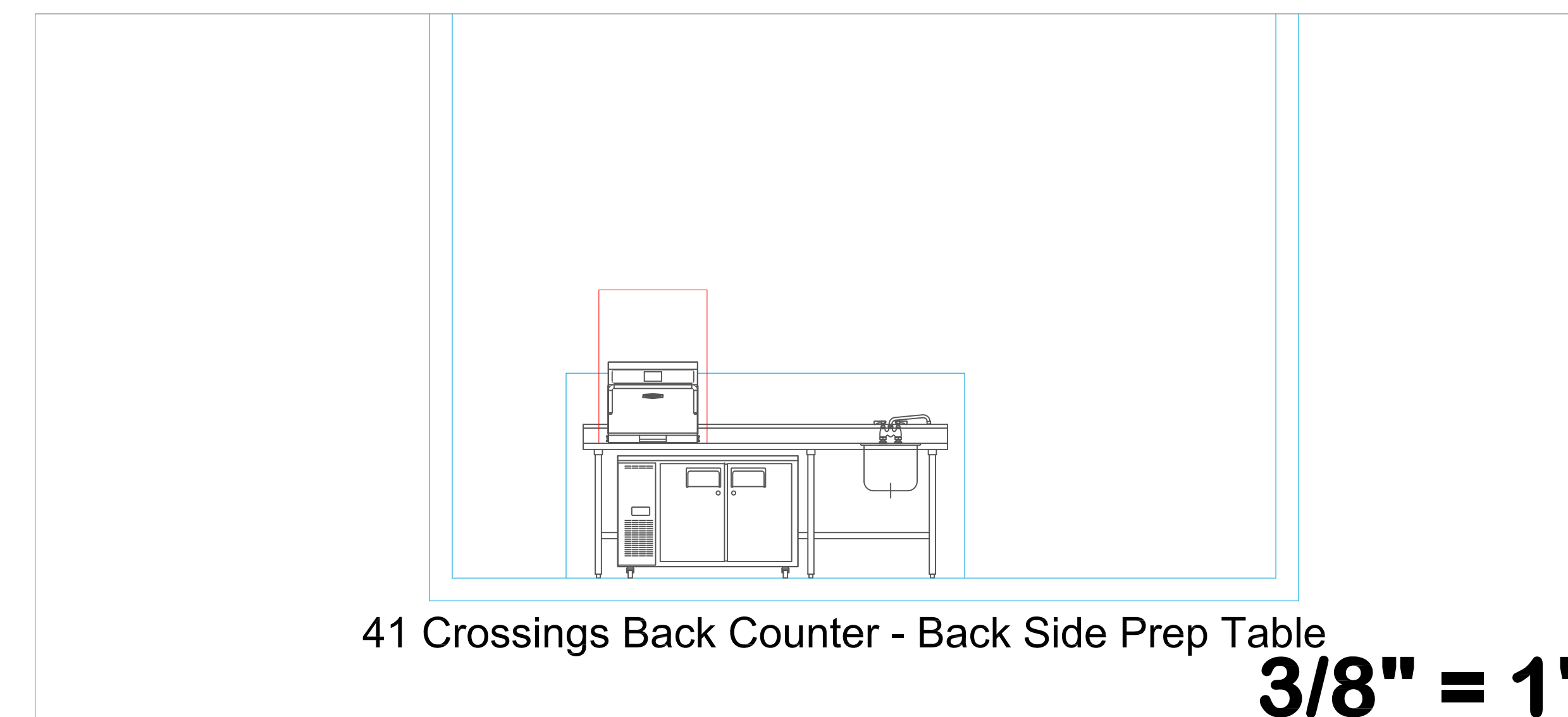
**THEATRICAL ENGINEER**  
ALL-PRO INTEGRATION SYSTEMS  
806 BEVERLY PARKWAY  
PENSACOLA, FLORIDA 32505

**KITCHEN CONSULTANT**  
UNI-SOURCE SUPPLY INTERNATIONAL, INC.  
2055 W 73RD STREET  
MIAMI, FLORIDA 33016

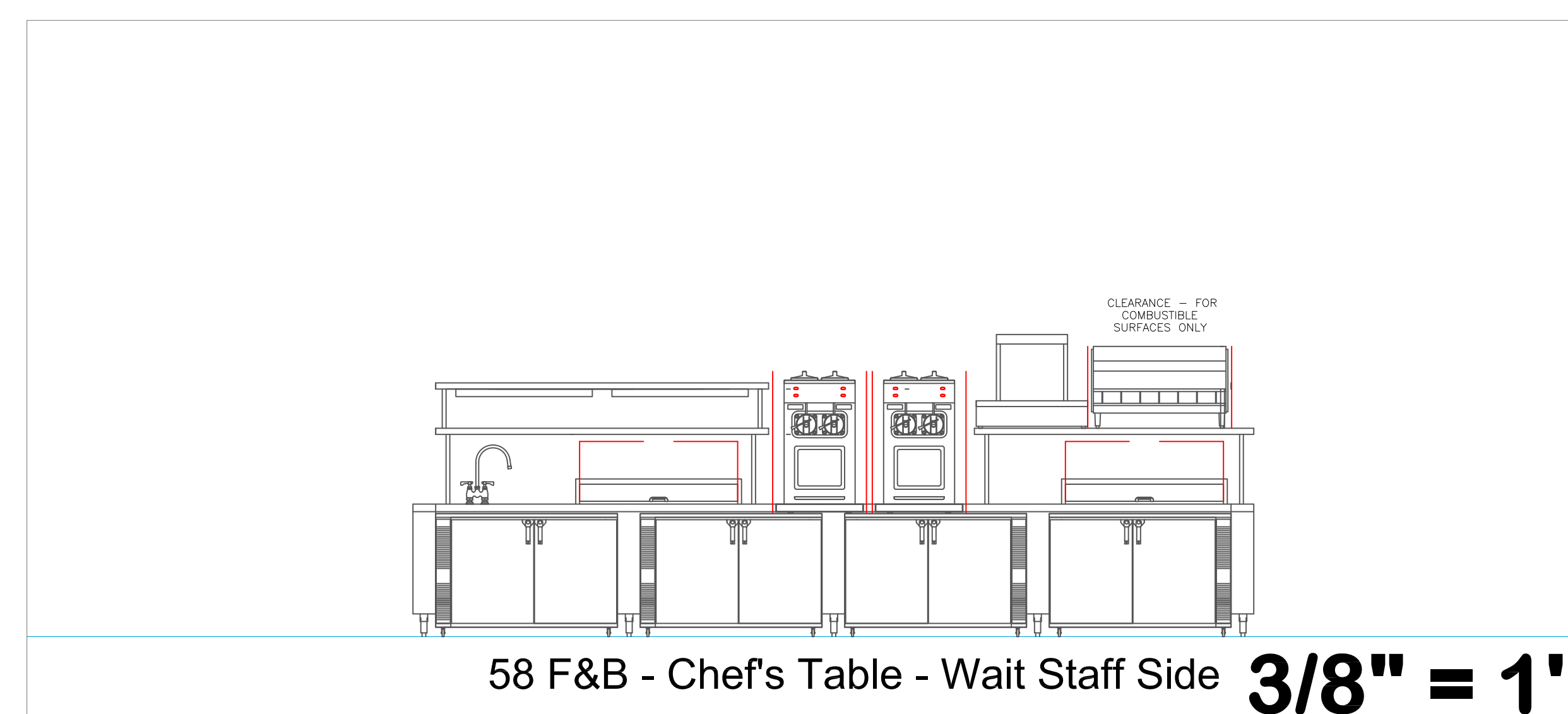
**WATERPARK CONSULTANT**  
WHITEWATER  
180-6651 FRASERWOOD PLACE  
RICHMOND, BC V6W1J3



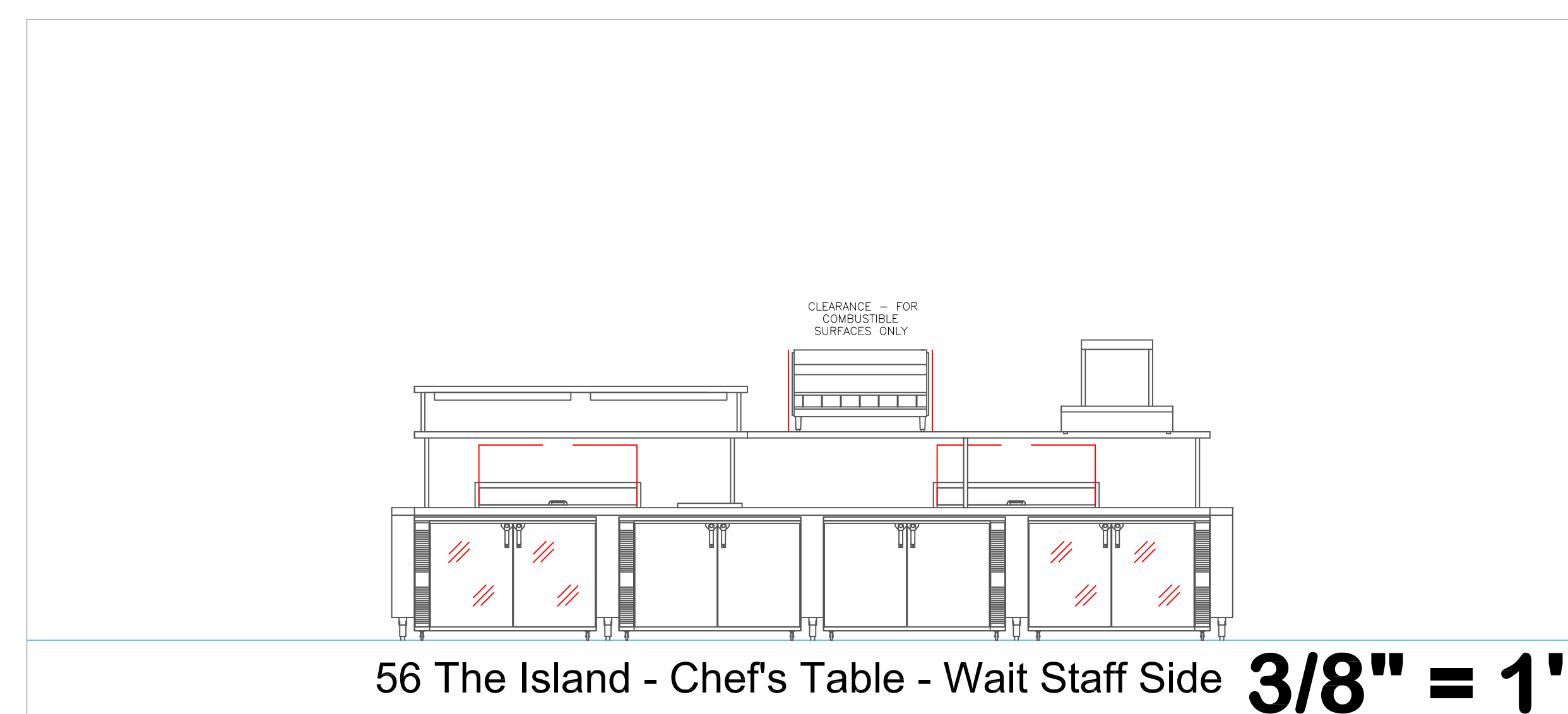

41 Crossings Back Counter - Customer View Side  
**3/8" = 1'**



41 Crossings Back Counter - Back Side Prep Table  
**3/8" = 1'**



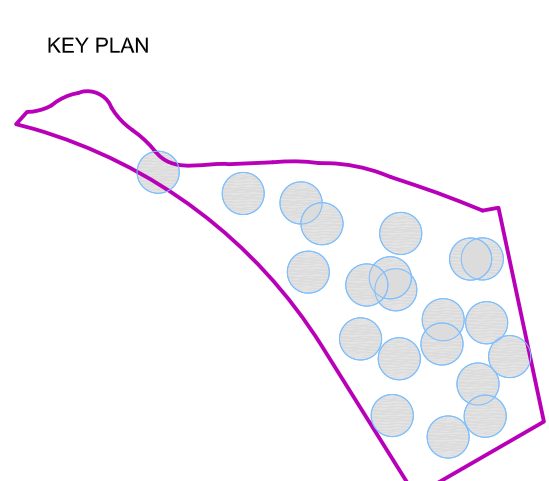
58 F&B - Chef's Table - Wait Staff Side  
**3/8" = 1'**



56 The Island - Chef's Table - Wait Staff Side  
**3/8" = 1'**



56 The Island - Back Bar  
**3/8" = 1'**

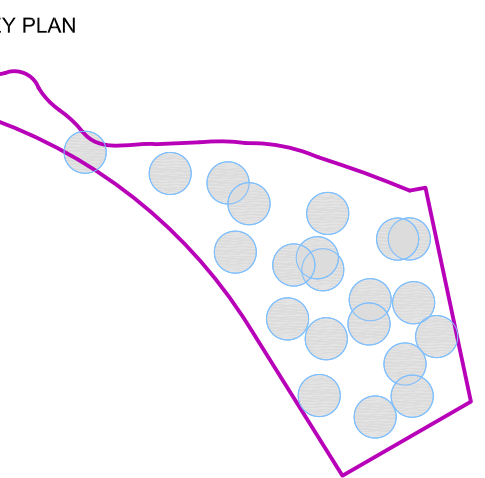


REVISION NO.	DESCRIPTION	DATE

HKS PROJECT NUMBER  
**24391.000**  
DATE  
**11/19/2021**  
ISSUE  
**100% CONSTRUCTION DOCUMENTS**  
SHEET TITLE  
**Elevations**

SHEET NO.  
**00.K5.1**



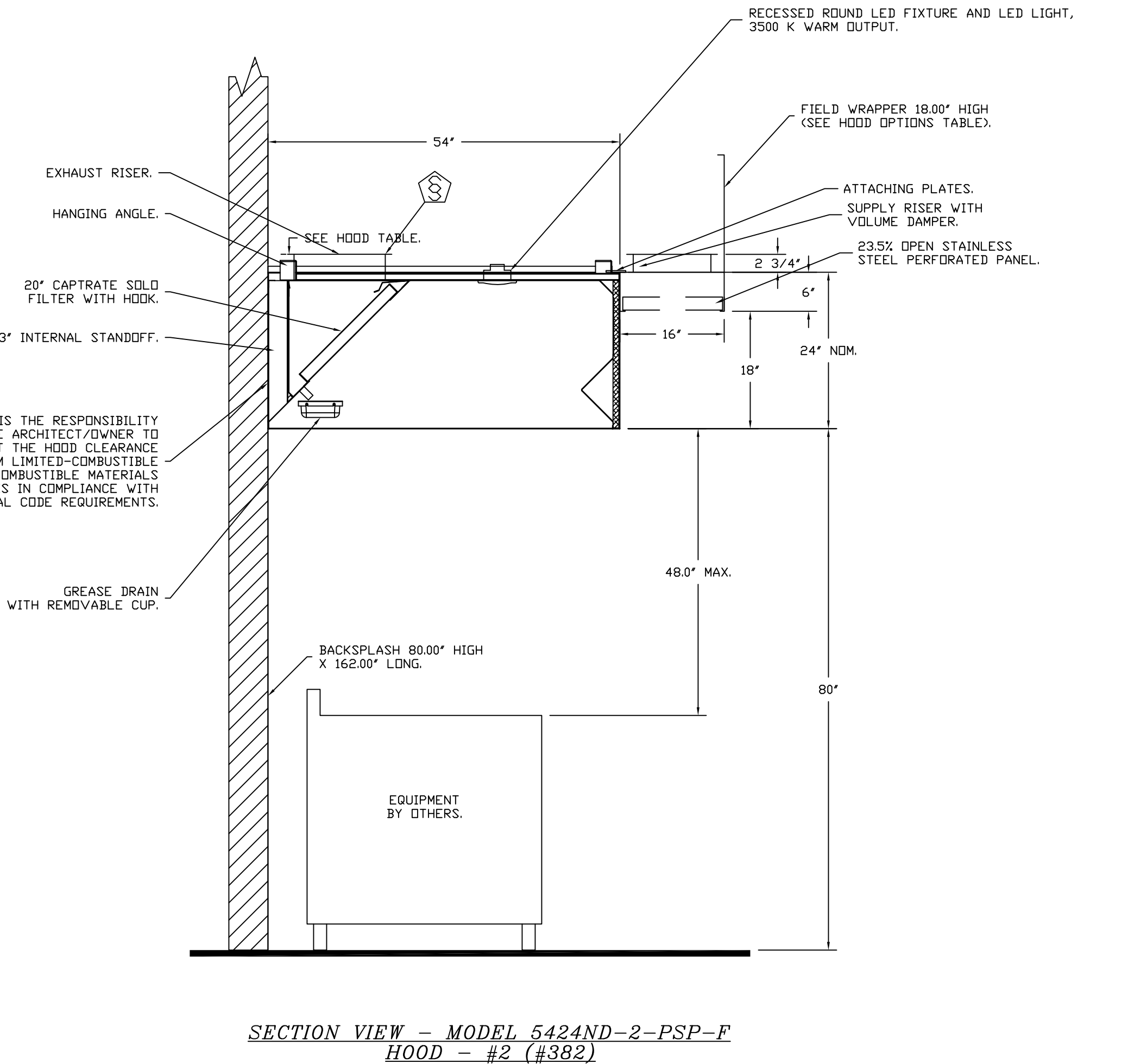
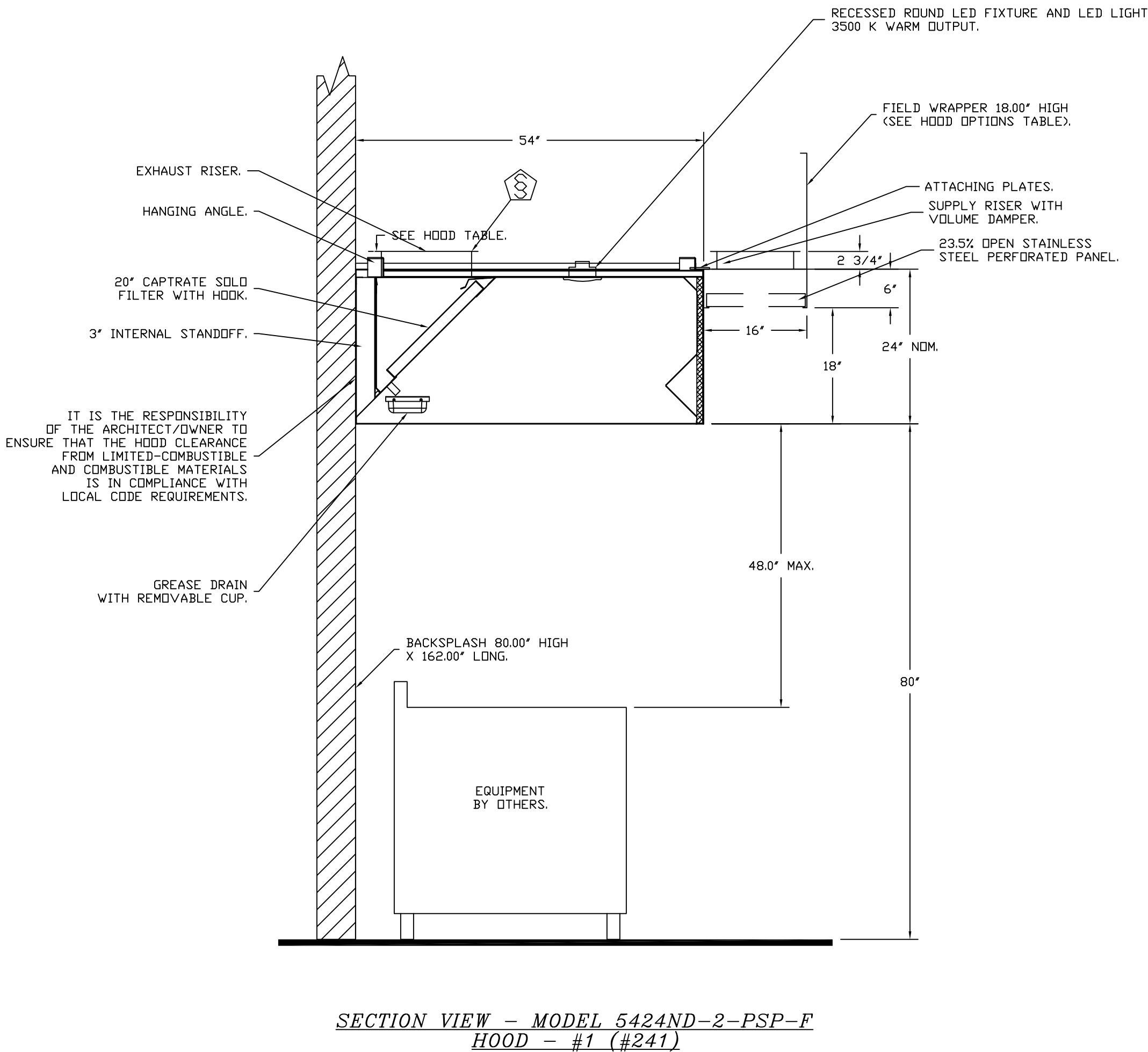
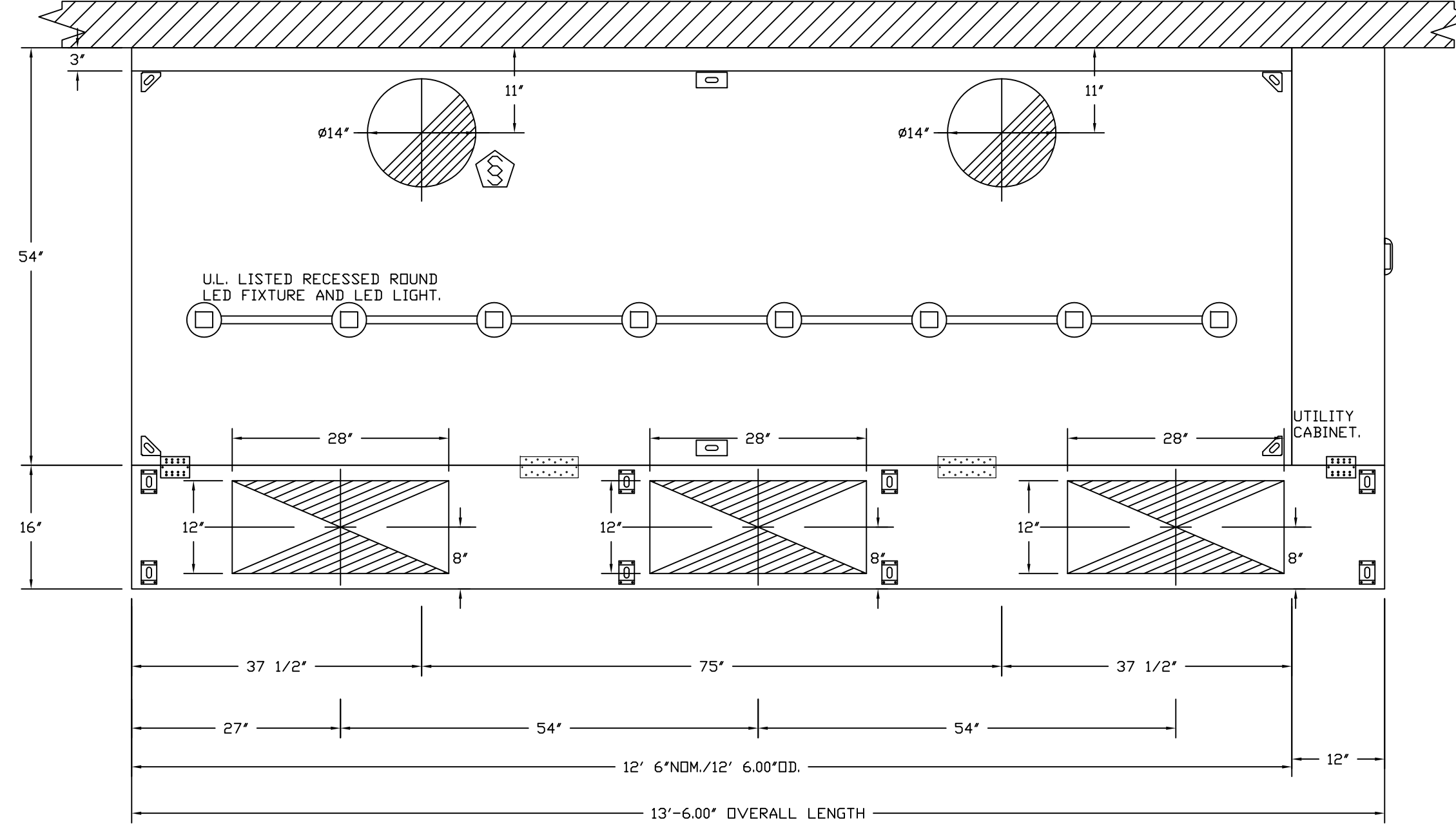
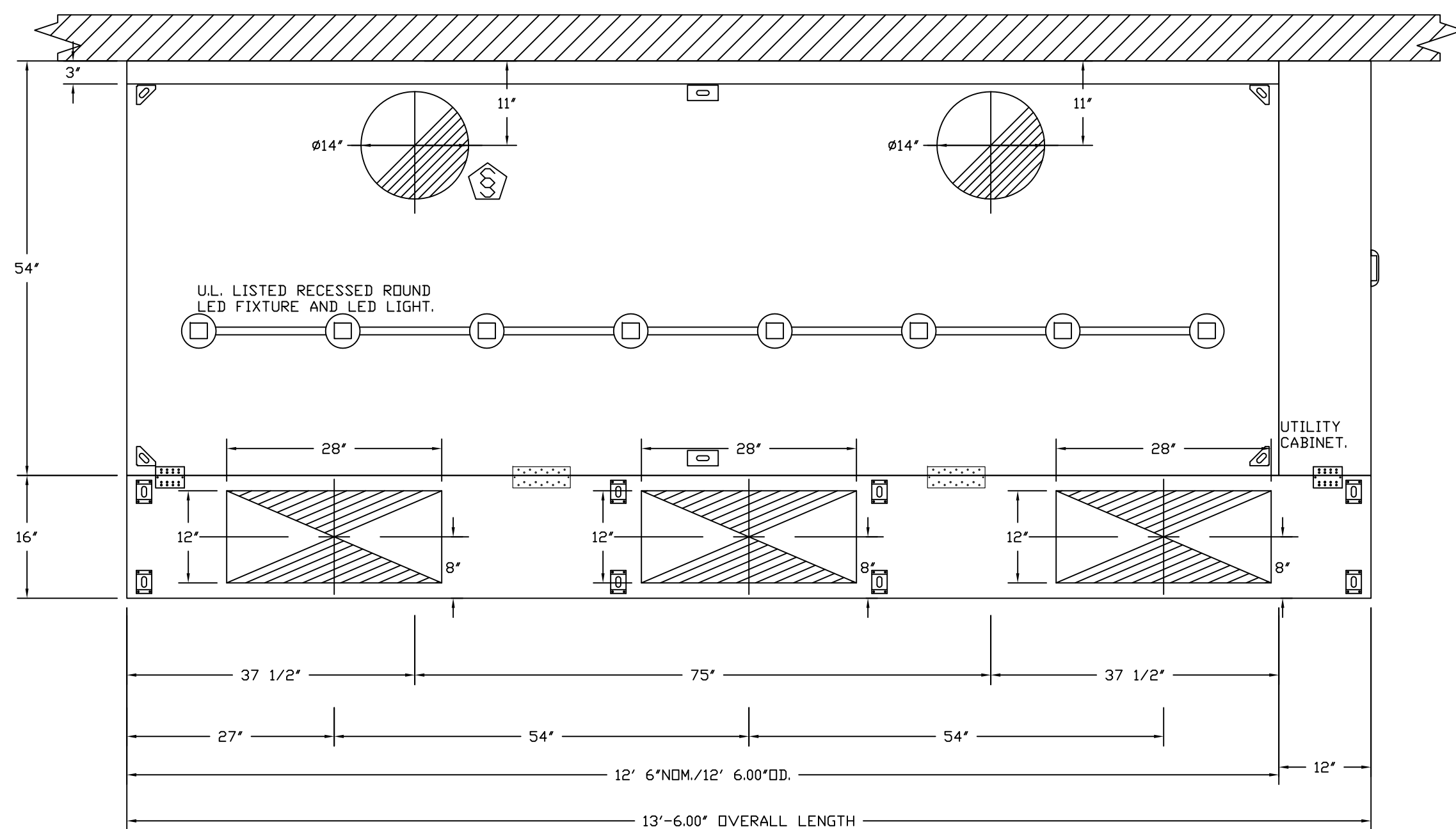


REVISION NO.	DESCRIPTION	DATE

**REVISIONS**

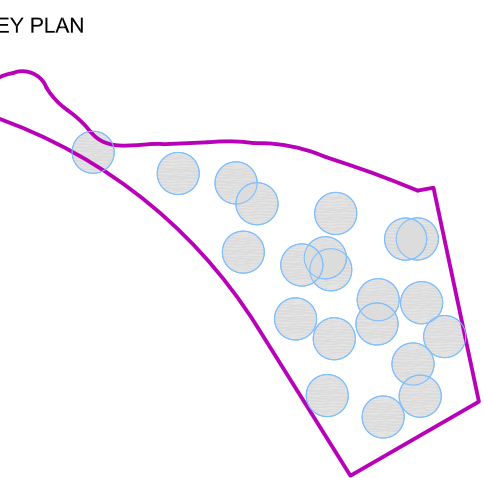
DESCRIPTION	DATE

**Advanced Hoods Systems, LLC**  
www.captivehoods.com  
Jungle Island  
Miami, FL, 33176  
DATE: 8/10/2021  
DWG.#: 4939858  
DRAWN BY:  
SCALE: 3/4" = 1'-0"  
MASTER DRAWING  
SHEET NO. 2

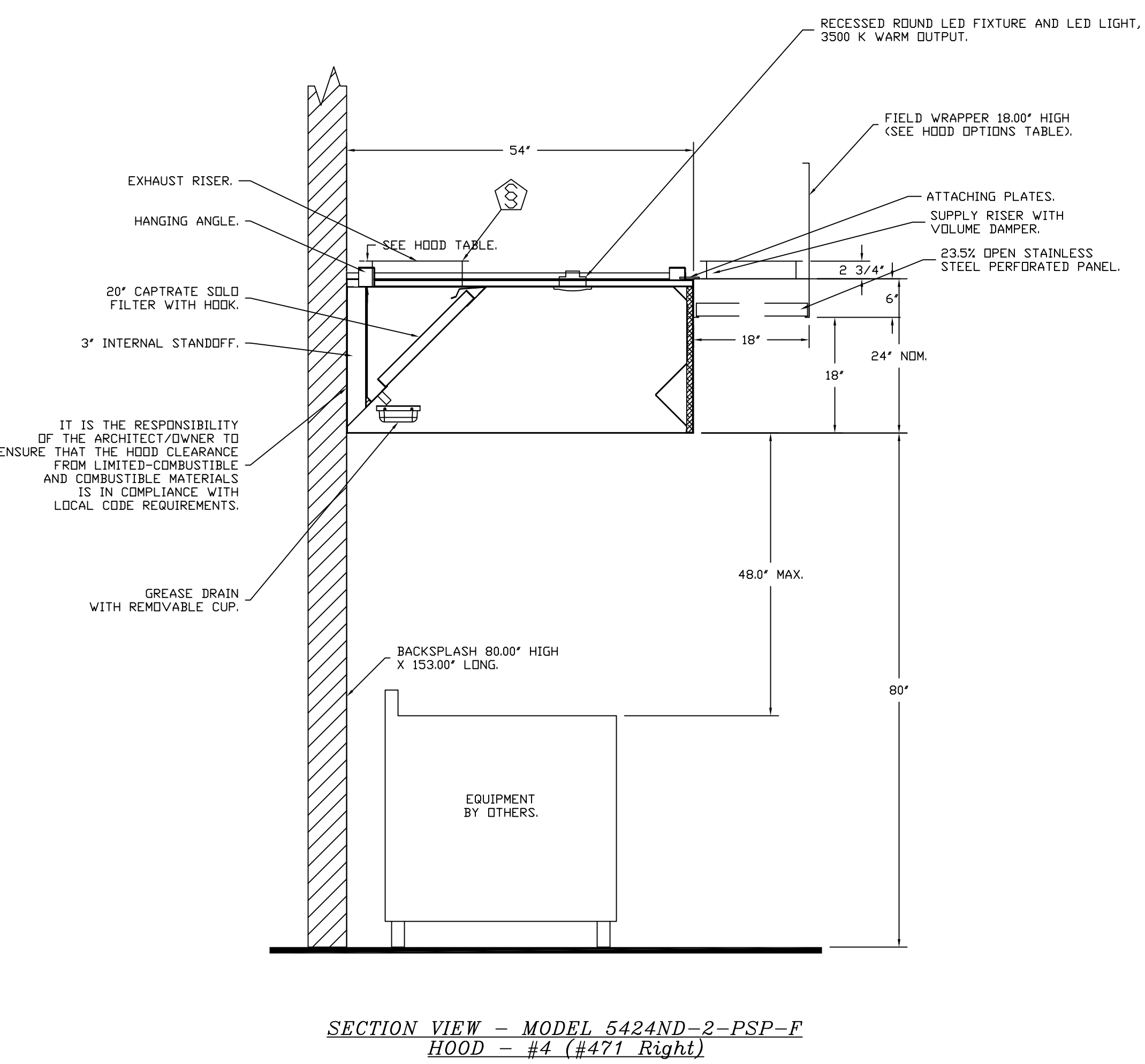
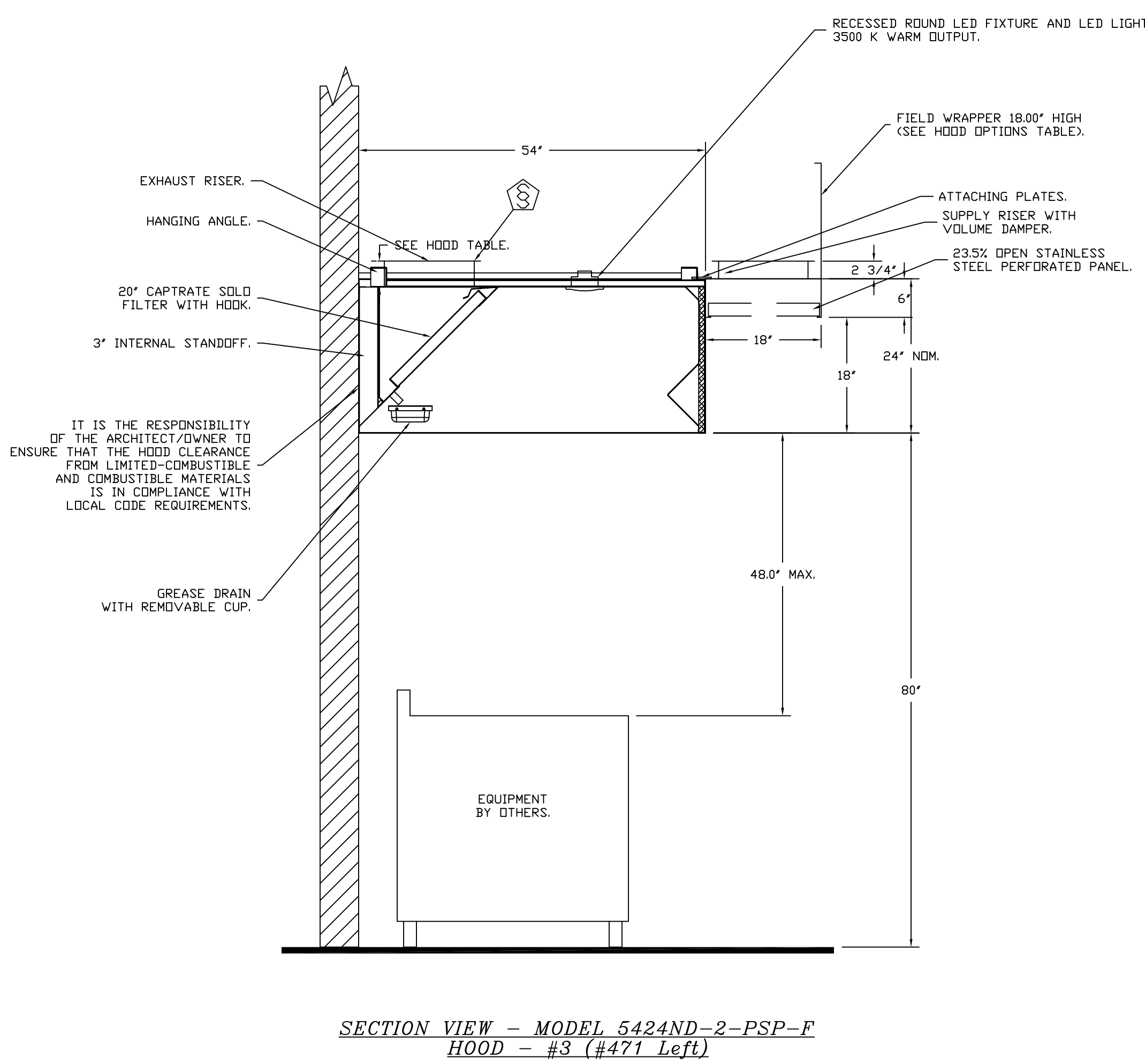
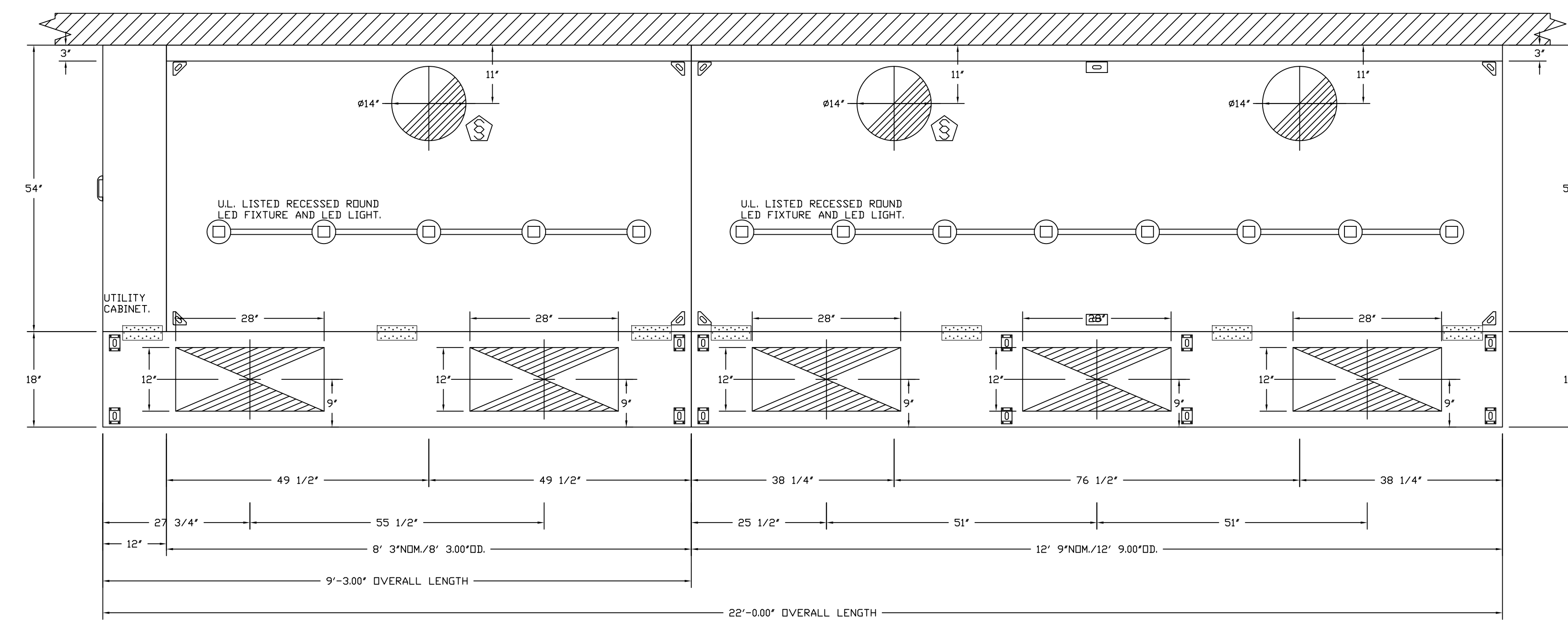


**3/4" = 1'**





REVISION NO.	DESCRIPTION	DATE



**REVISONS**

DESCRIPTION	DATE

**CAPTIVE**  
Advanced Hoods Systems, LLC  
www.captivehoods.com  
MIAMI, FL. PHONE: (919) 227-5974 EMAIL: jeff@advancedhoodsystems.com

Jungle Island  
Miami, FL, 33176

DATE: 8/10/2021  
DWG.#: 4939858  
DRAWN BY:  
SCALE: 3/4" = 1'-0"  
MASTER DRAWING

SHEET NO.  
3

3/4" = 1'



PROJECT LOCATION

JUNGLE ISLAND  
1111 PARROT JUNGLE TRAIL  
MIAMI, FLORIDA 33132

OWNER  
ESJ CAPITAL PARTNERS  
19950 W. COUNTRY CLUB DR #800  
AVENUE, FLORIDA 33180

OWNER CONSULTANTS:  
OWNER REPRESENTATIVE  
GARDNER & THEOBALD  
350 LINCOLN ROAD  
MIAMI BEACH, FLORIDA 33139

CIVIL ENGINEER  
LANGAN  
PARKSIDE CORPORATE CENTER  
15150 NW 75 COURT, SUITE 200  
MIAMI LAKES, FLORIDA 33166

AQUATIC ENGINEER  
MARTIN AQUATIC DESIGN & ENGINEERING  
189 SOUTH ORANGE AVENUE, SUITE 1220  
ORLANDO, FLORIDA 32801  
THE PLAZA SOUTH TOWER

ANIMAL AQUATIC ENGINEER  
SATCHELL ENGINEERING & ASSOCIATES  
2890 S. SANTE FE AVE SUITE 106  
SAN MARCOS, CALIFORNIA 92069

THEATRICAL ENGINEER  
ALL-PRO INTEGRATION SYSTEMS  
806 BEVELY PARKWAY  
PENSACOLA, FLORIDA 32505

KITCHEN CONSULTANT  
UNI-SOURCE SUPPLY INTERNATIONAL, INC.  
2055 W 73RD STREET  
MIAMI, FLORIDA 33016

WATERPARK CONSULTANT  
WHITEWATER  
180-6651 FRASERWOOD PLACE  
RICHMOND, BC V6W1J3

REVISIONS

NO.	DESCRIPTION	DATE

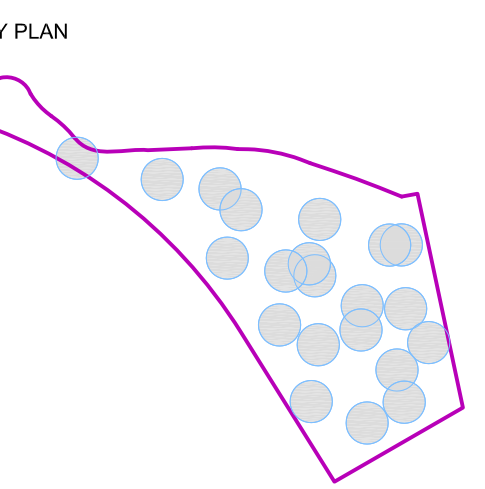
**CAPTIVE**  
Advanced Hoods Systems, LLC  
www.captivehoods.com  
FL PHONE: (919) 227-5974 EMAIL: info@advancedhoodsystems.com

Jungle Island  
Miami, FL, 33176

DATE: 8/10/2021  
DWG.#:  
4939858

DRAWN BY:  
SCALE:  
3/4" = 1'-0"  
MASTER DRAWING

SHEET NO.  
4

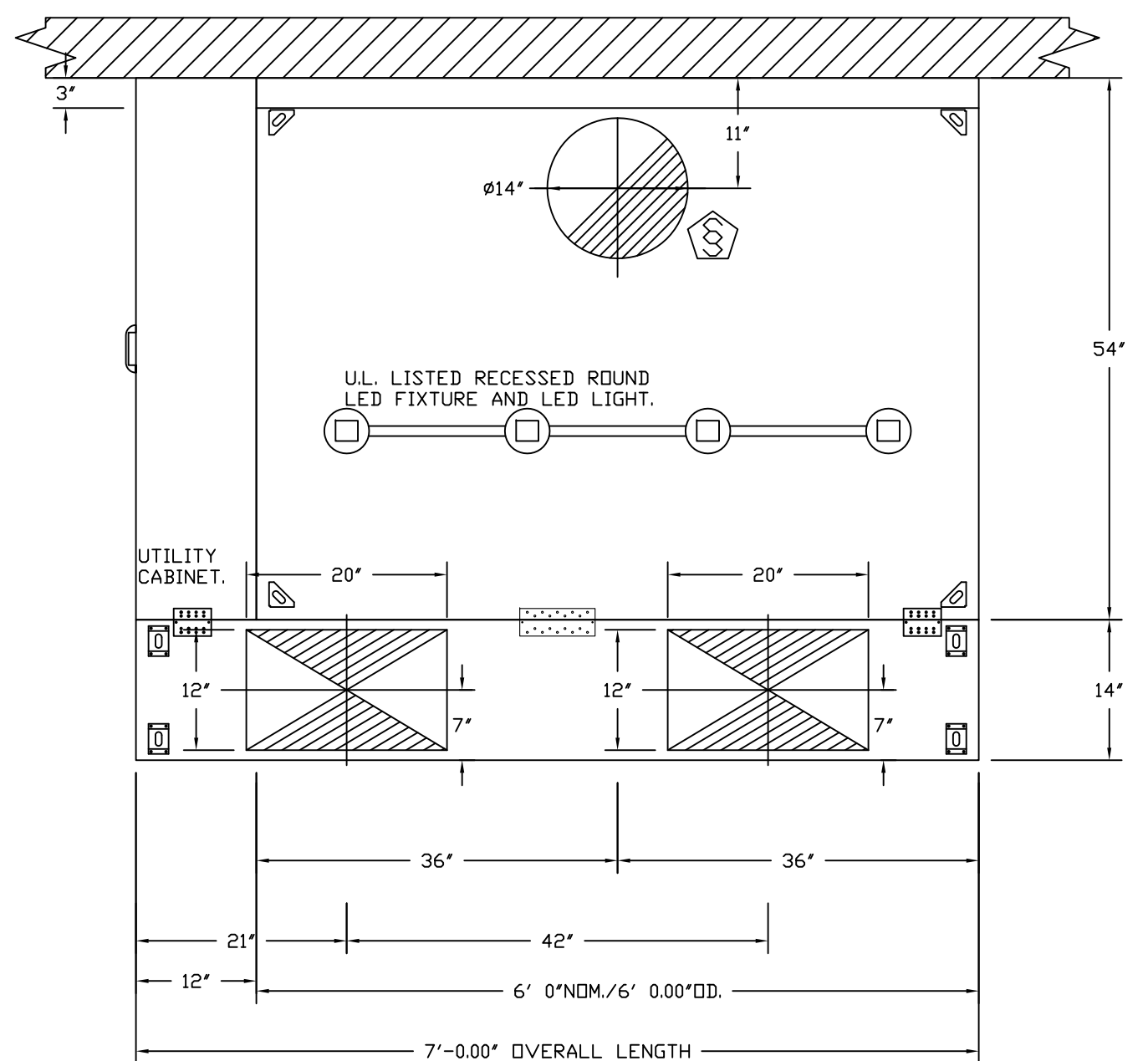


REVISION

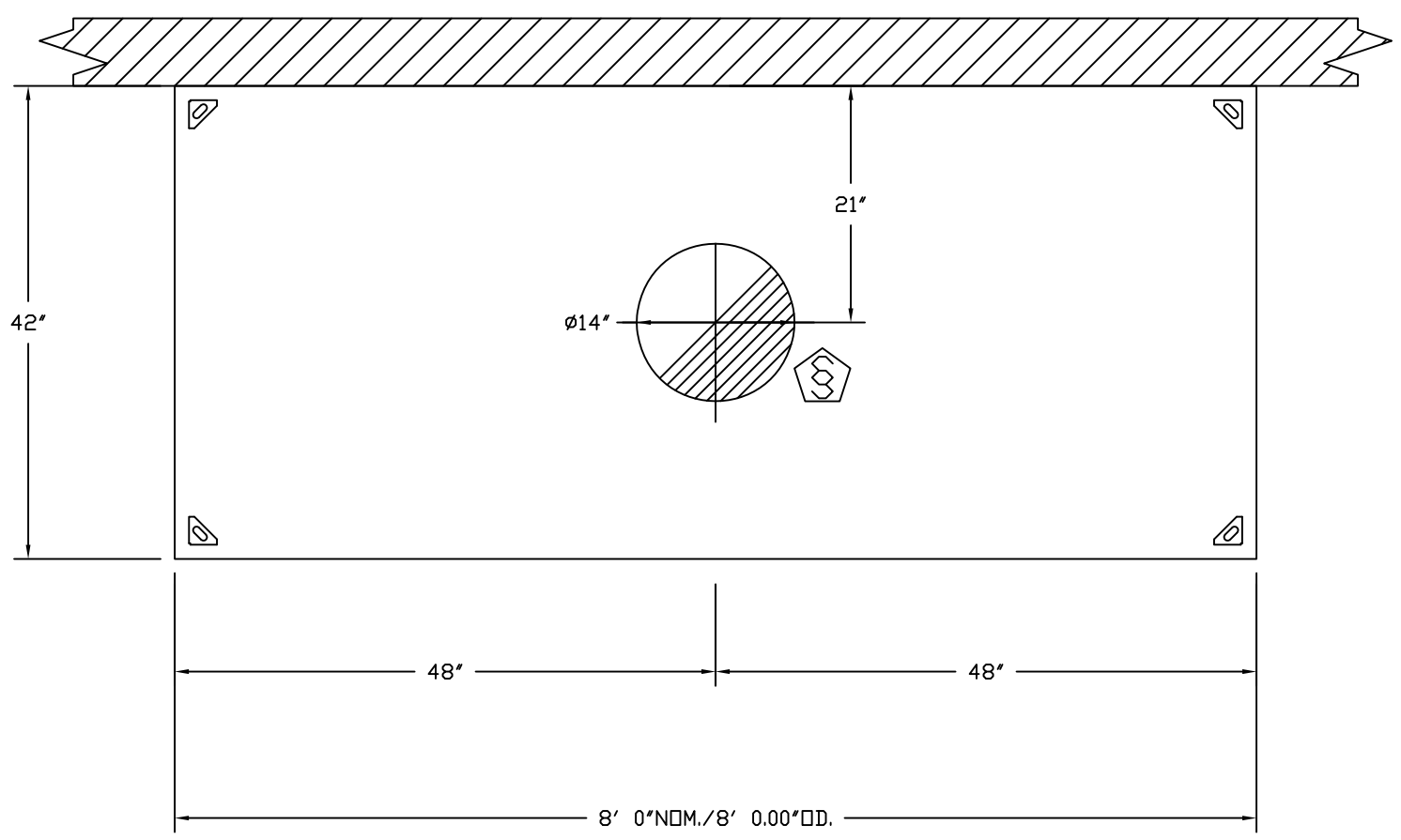
NO.	DESCRIPTION	DATE

HKS PROJECT NUMBER  
**24391.000**  
DATE  
**11/19/2021**  
ISSUE  
**100% CONSTRUCTION DOCUMENTS**  
SHEET TITLE  
**Hoods and Fans**

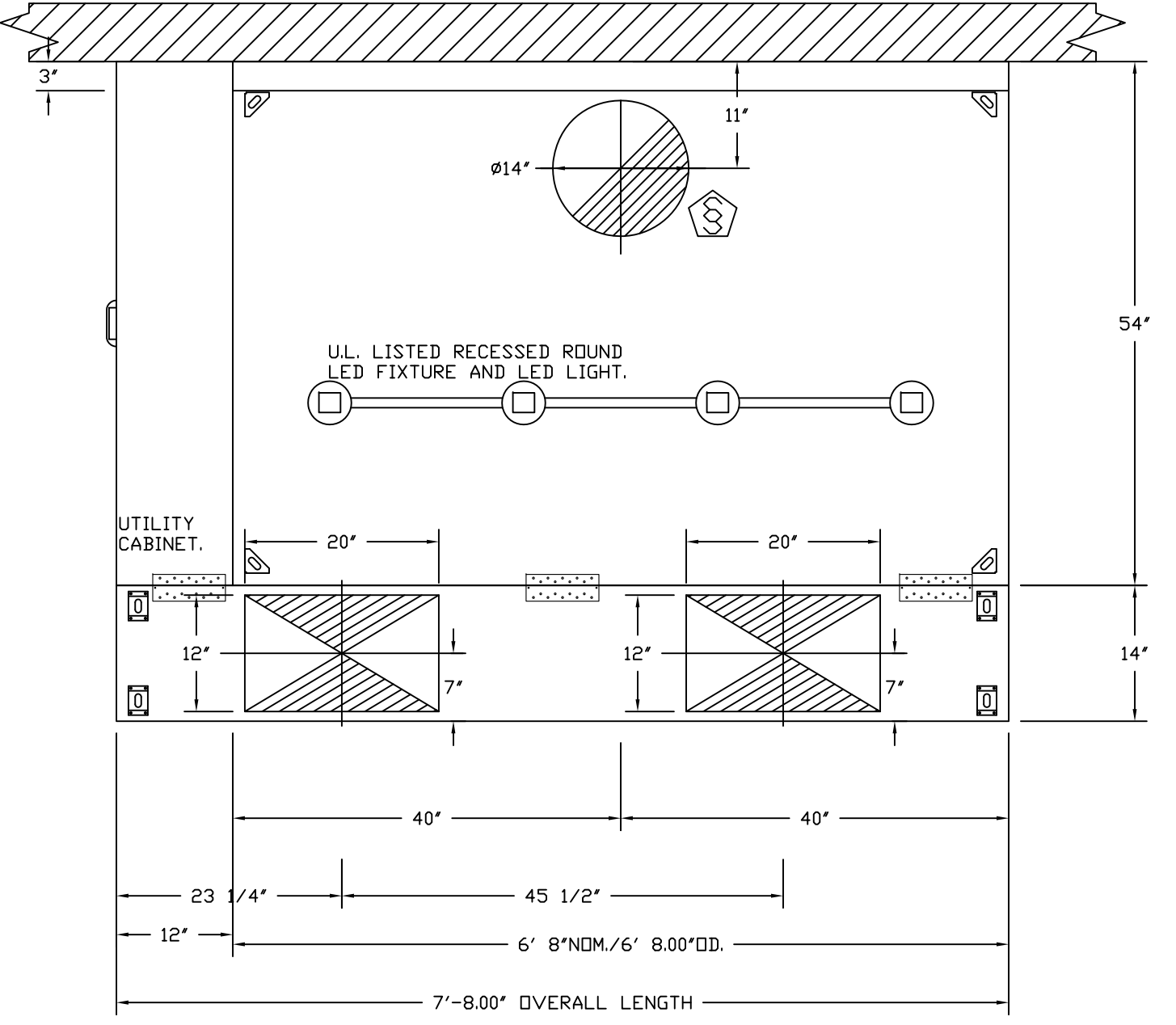
SHEET NO.  
**00.K6.4**



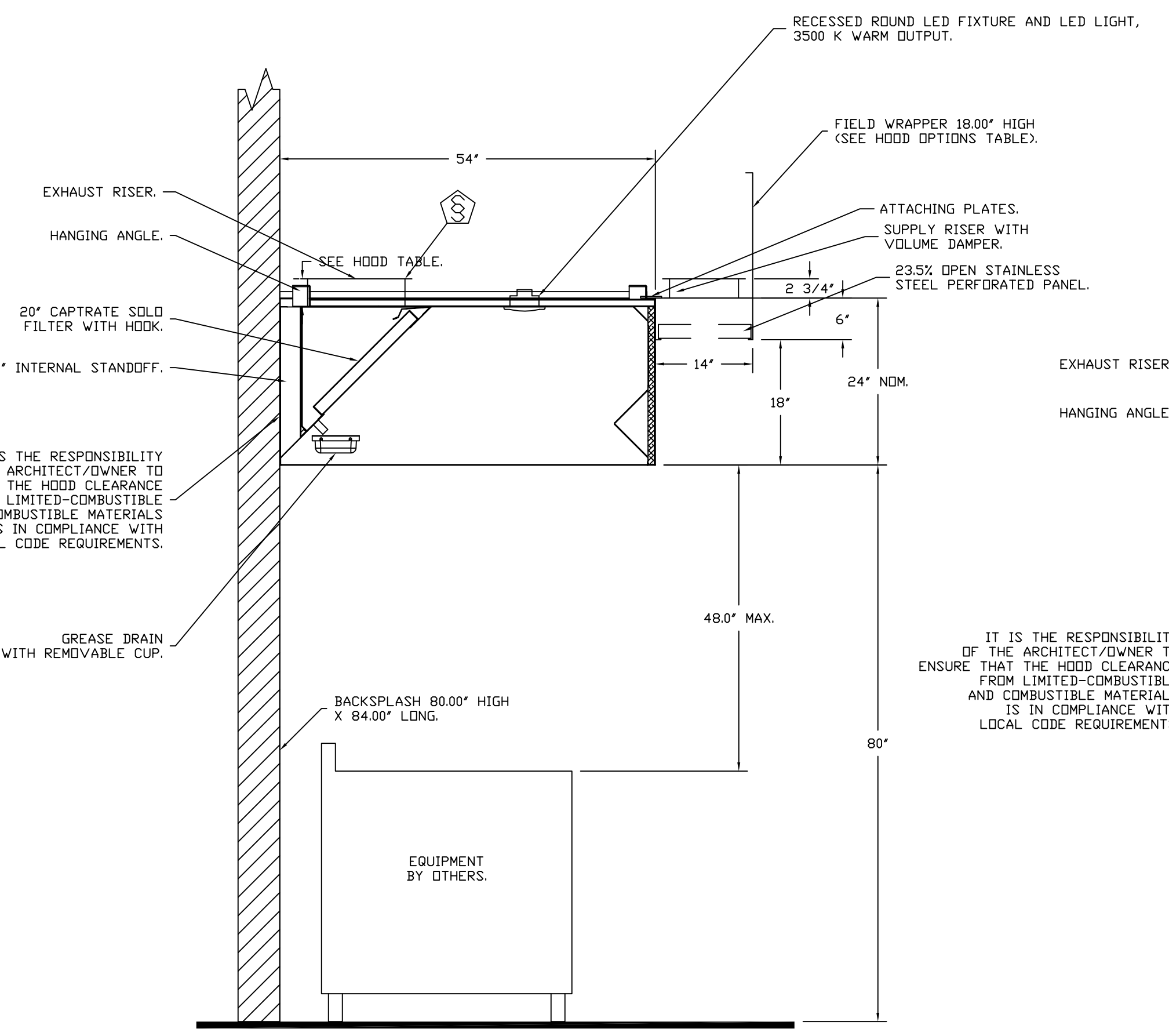
PLAN VIEW - HOOD #5 (#631)  
6' 0.00\"/>



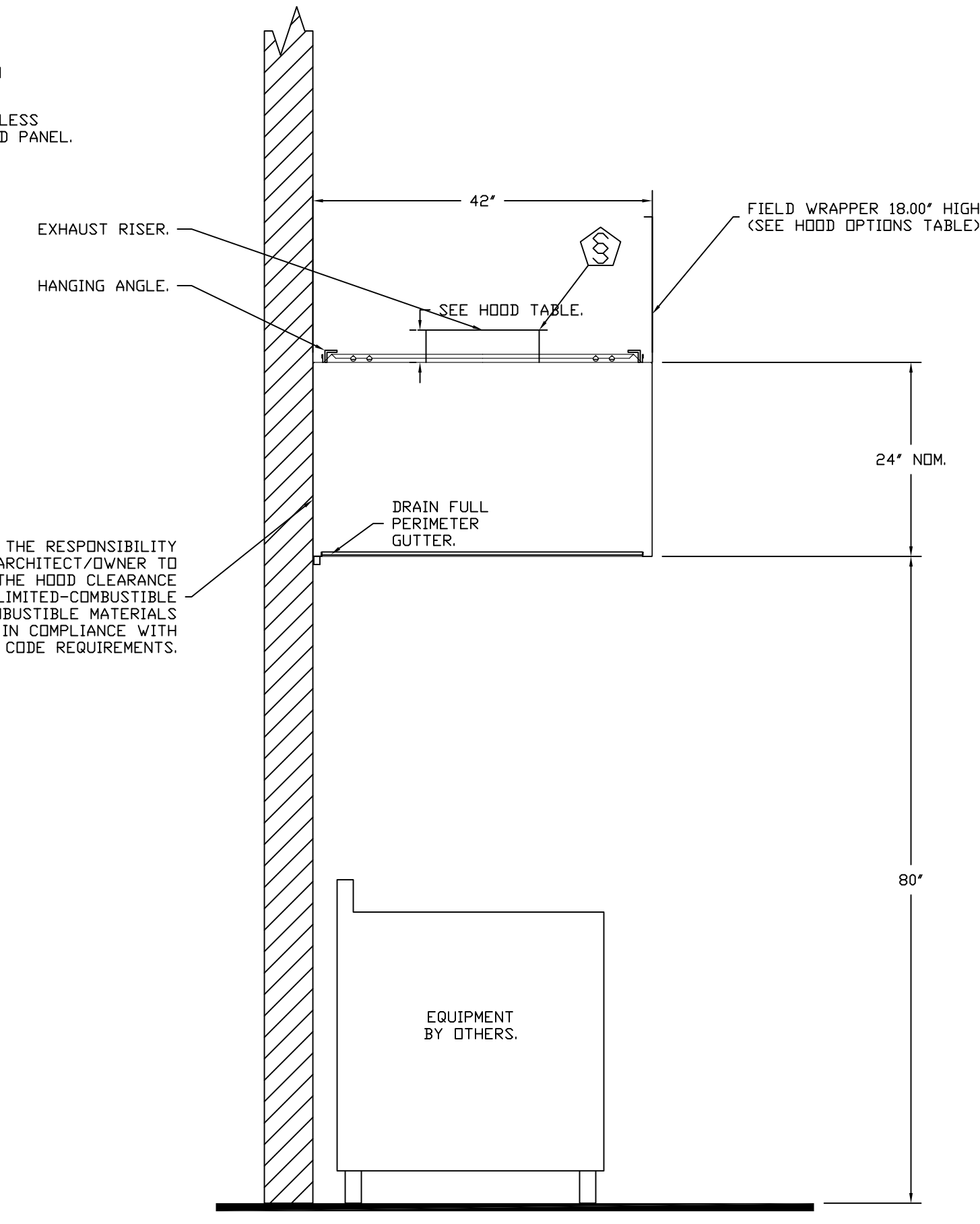
PLAN VIEW - HOOD #6 (#411)  
8' 0.00\"/>



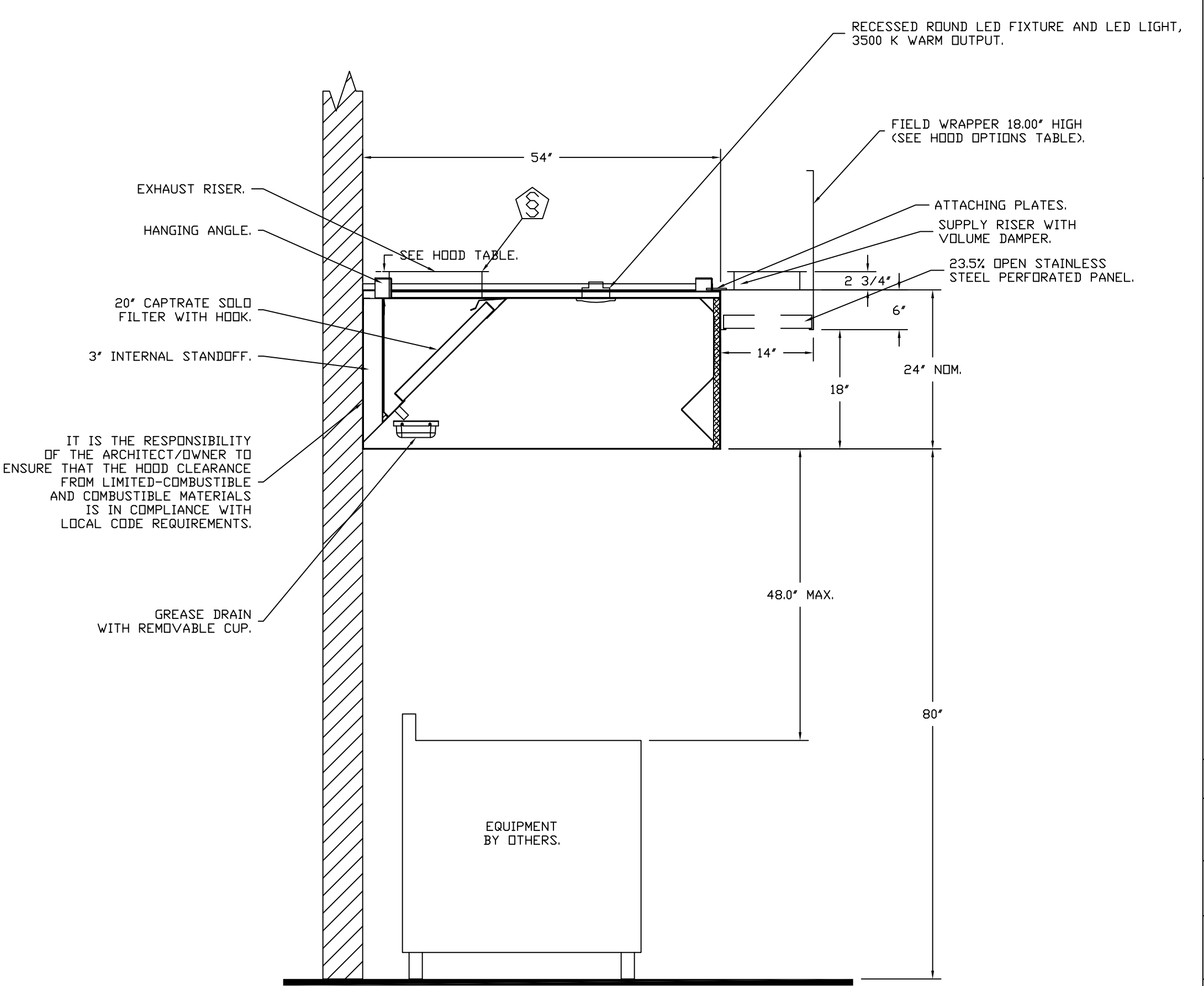
PLAN VIEW - HOOD #7 (#135)  
6' 8.00\"/>



SECTION VIEW - MODEL 5424ND-2-PSP-F  
HOOD - #5 (#631)



SECTION VIEW - MODEL 4224VHB-C  
HOOD - #6 (#411)



SECTION VIEW - MODEL 5424ND-2-PSP-F  
HOOD - #7 (#135)

**3/4" = 1'**





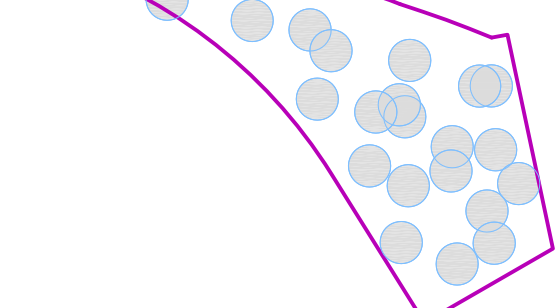


Table with columns: REVISION NO., DESCRIPTION, DATE

HKS PROJECT NUMBER: 24391.000
DATE: 11/19/2021
ISSUE: 100% CONSTRUCTION DOCUMENTS

SHEET NO. 00.K6.7

EXHAUST FAN INFORMATION - JOB#4939858

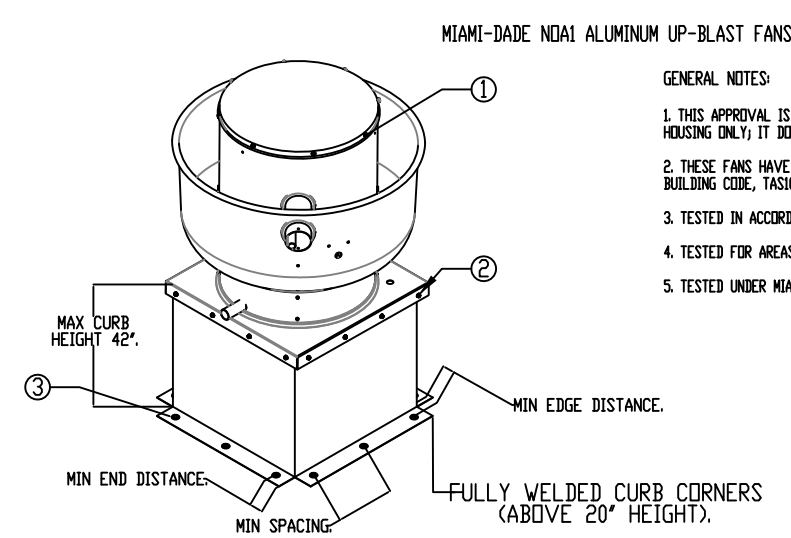
Table with columns: FAN UNIT NO, TAG, QTY, FAN UNIT MODEL #, MANUFACTURER, CFM, ESP, RPM, MOTOR ENCL, HP, BHP, PHASE, VOLT, FLA, DISCHARGE VELOCITY, WEIGHT (LBS), SDNES

MUA FAN INFORMATION - JOB#4939858

Table with columns: FAN UNIT NO, TAG, QTY, FAN UNIT MODEL #, BLOWER, HOUSING, MIN CFM, DESIGN CFM, ESP, RPM, MOTOR ENCL, HP, BHP, PHASE, VOLT, FLA, MCA, MDCC, WEIGHT (LBS), SDNES

FAN OPTIONS

Table with columns: FAN UNIT NO, TAG, QTY, DESCRIPTION



GENERAL NOTES: 1. THIS APPROVAL IS FOR THE STRUCTURAL CAPACITY AND IMPACT RATING OF THE EXHAUST HOUSING ONLY...

Table with columns: FAN TO CURB, WOOD (80# @ 4.0 MIN), STEEL (12 GAUGE MIN), CONCRETE (2500 PSI MIN. CRACKED CONCRETE)

Table with columns: CURB TO FAN (WOOD), CURB TO CURB (WOOD, STEEL, CONCRETE)

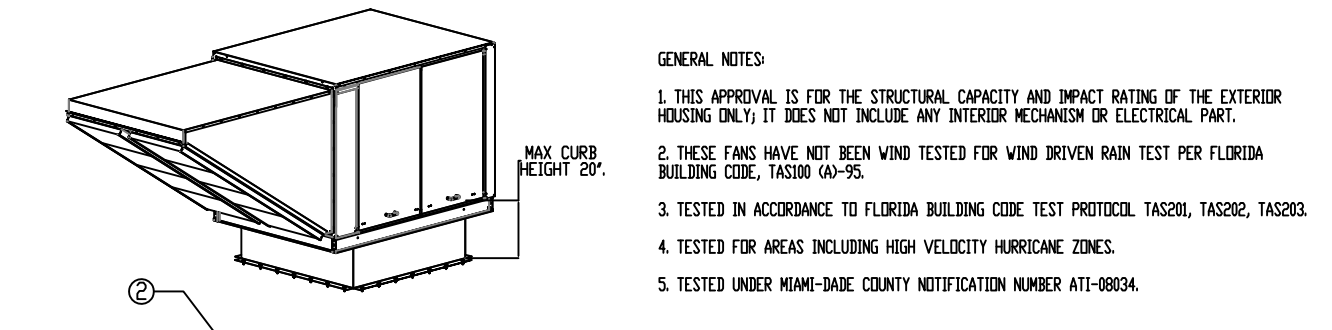
FAN ACCESSORIES

Table with columns: FAN UNIT NO, TAG, EXHAUST (GREASE CUP, GRAVITY DAMPER, WALL MOUNT, SIDE DISCHARGE), SUPPLY (GRAVITY DAMPER, MOTORIZED DAMPER, WALL MOUNT)

CURB ASSEMBLIES

Table with columns: NO, DN FAN, TAG, WEIGHT, ITEM, SIZE

MIAMI-DADE NDA2 SUPPLY FANS

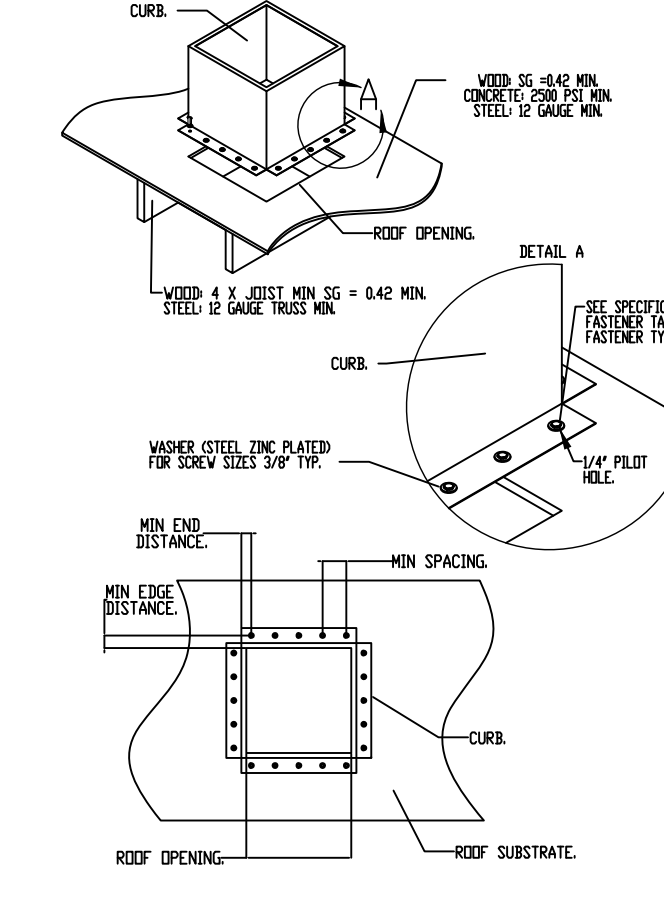


GENERAL NOTES: 1. THIS APPROVAL IS FOR THE STRUCTURAL CAPACITY AND IMPACT RATING OF THE EXHAUST HOUSING ONLY...

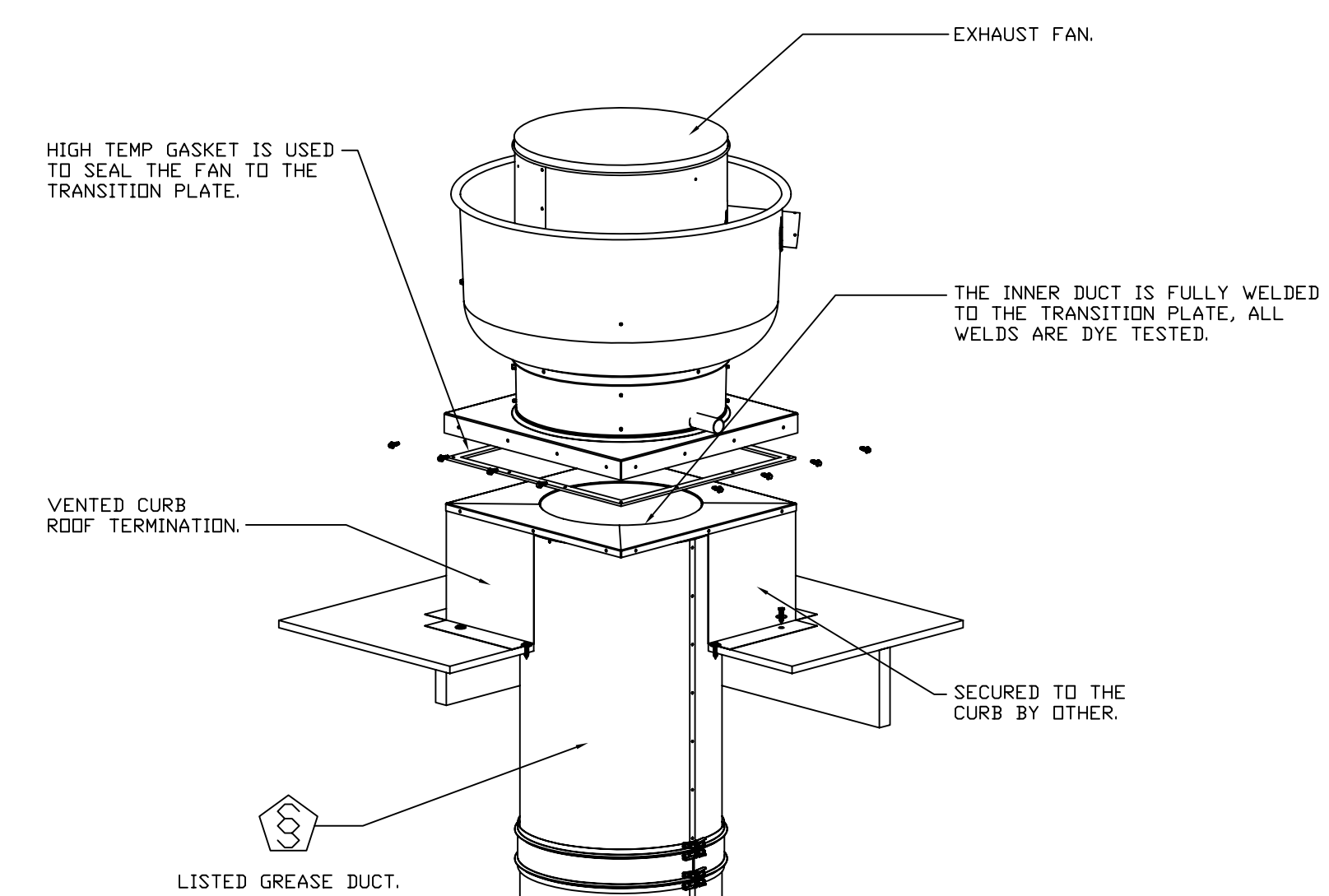
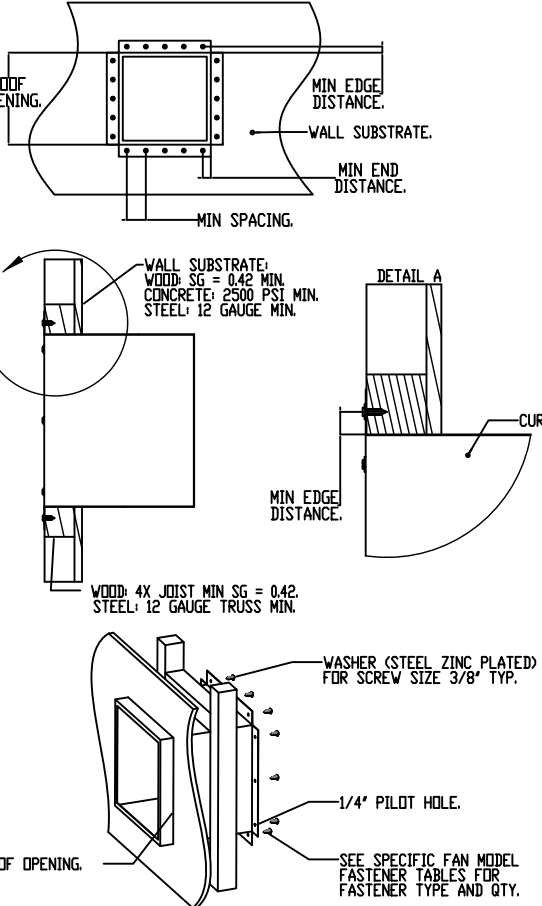
INSTALLATION INSTRUCTIONS: 1. SECURE CURB TO CURB USING 1/4"-14 X 1" LONG GALV. STEEL SELF-DRILLING SCREWS...

Table with columns: FAN TO CURB, WOOD (80# @ 4.0 MIN), STEEL (12 GAUGE MIN), CONCRETE (2500 PSI MIN. CRACKED CONCRETE)

MIAMI-DADE COUNTY - CURB ROOF INSTALLATION GUIDE




MIAMI-DADE COUNTY - WALL CURB INSTALLATION GUIDE



3/4" = 1"

REVISONS

Table with columns: DESCRIPTION, DATE



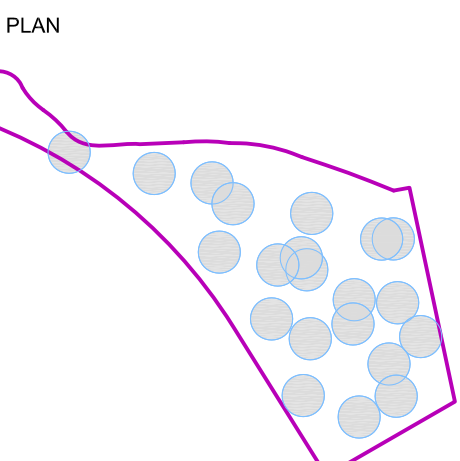
Advanced Hood Systems, LLC

Jungle Island Miami, FL, 33176

DATE: 8/10/2021
DWG.#: 4939858
DRAWN BY: SCALE: 3/4" = 1'-0"
MASTER DRAWING
SHEET NO. 7







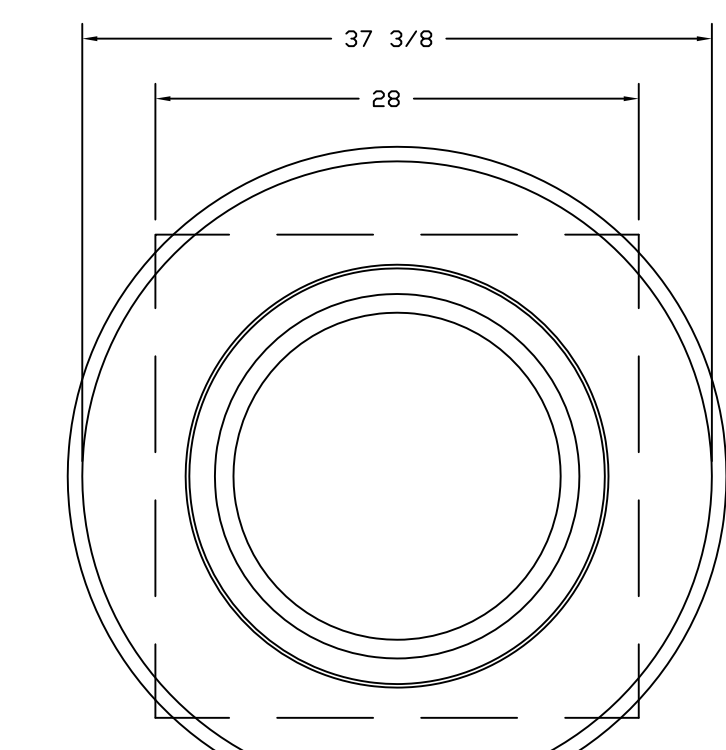
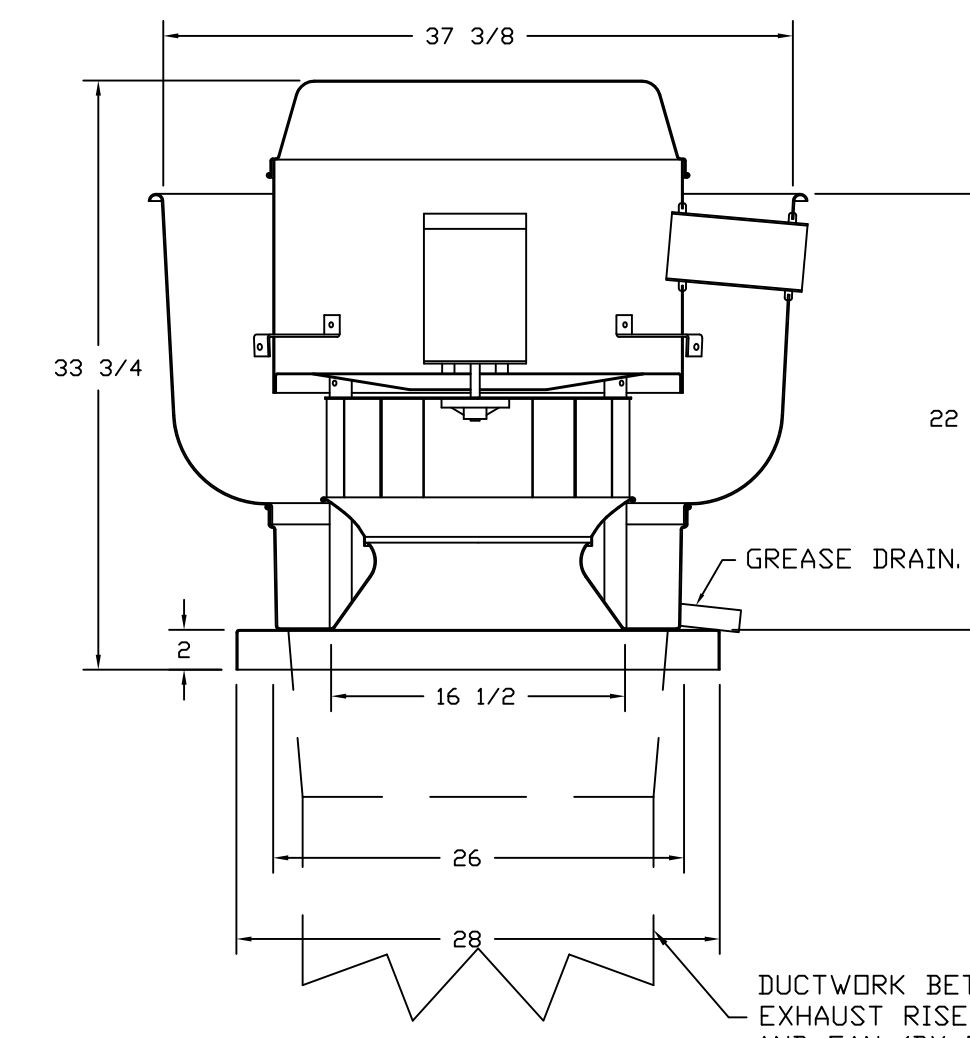
KEY PLAN

REVISION NO.	DESCRIPTION	DATE

HKS PROJECT NUMBER  
**24391.000**  
DATE  
**11/19/2021**  
ISSUE  
**100% CONSTRUCTION DOCUMENTS**  
SHEET TITLE  
**Hoods and Fans**

SHEET NO.  
**00.K6.10**

FANS #3 (R3B21), #7 (R6311) - DUISOFA EXHAUST FAN



TOP VIEW

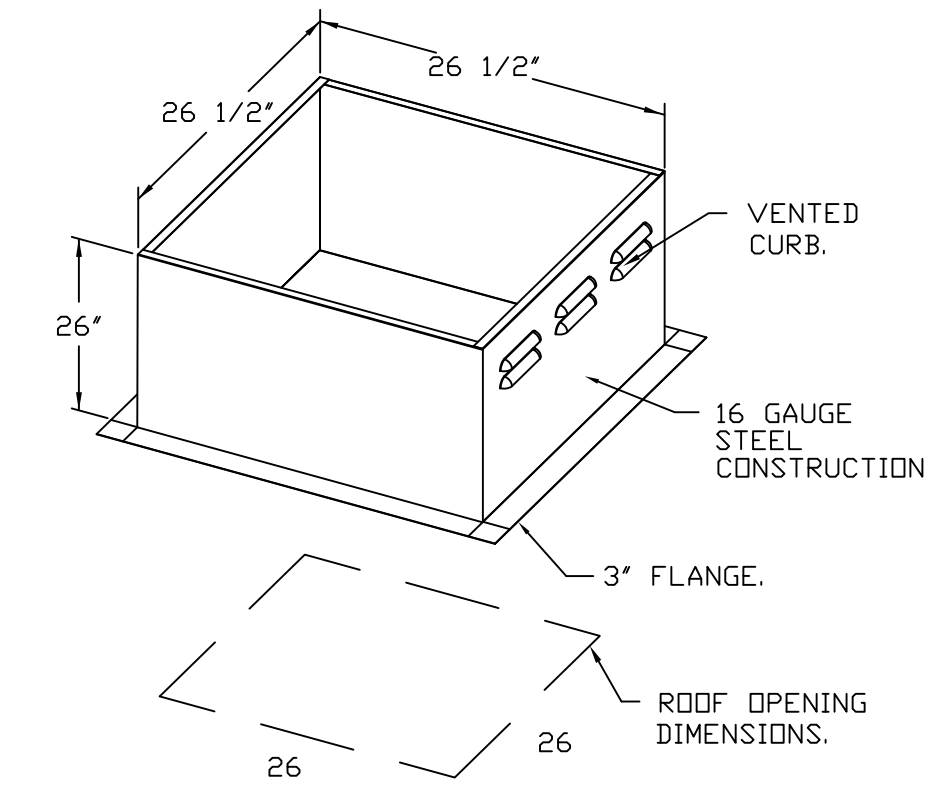
- FEATURES:**
- DIRECT DRIVE CONSTRUCTION (NO BELTS/PULLEYS).
  - ROOF MOUNTED FANS.
  - RESTAURANT MODEL.
  - UL705 AND UL762 AND UL5-5645
  - VARIABLE SPEED CONTROL.
  - INTERNAL WIRING.
  - THERMAL OVERLOAD PROTECTION (SINGLE PHASE).
  - HIGH HEAT OPERATION 300°F (149°C).
  - GREASE CLASSIFICATION TESTING.
  - NEMA 3R SAFETY DISCONNECT SWITCH.

**NORMAL TEMPERATURE TEST**  
EXHAUST FAN MUST OPERATE CONTINUOUSLY WHILE EXHAUSTING AIR AT 300°F (149°C) UNTIL ALL FAN PARTS HAVE REACHED THERMAL EQUILIBRIUM, AND WITHOUT ANY DETERIORATING EFFECTS TO THE FAN WHICH WOULD CAUSE UNSAFE OPERATION.



**ABNORMAL FLARE-UP TEST**  
EXHAUST FAN MUST OPERATE CONTINUOUSLY WHILE EXHAUSTING BURNING GREASE VAPORS AT 600°F (320°C) FOR A PERIOD OF 15 MINUTES WITHOUT THE FAN BECOMING DAMAGED TO ANY EXTENT THAT COULD CAUSE AN UNSAFE CONDITION.

**OPTIONS**

GREASE BOX.  
MIAMI DADE CERTIFICATION - NDA-1  
ALUMINUM UPBLAST  
2 YEAR PARTS WARRANTY.



PITCHED CURBS ARE AVAILABLE FOR PITCHED ROOFS.  
SPECIFY PITCH:  
EXAMPLE: 7/12 PITCH = 30° SLOPE.



**3/4" = 1'**

**REVISIONS**

NO.	DESCRIPTION	DATE

**CAPTIVE**

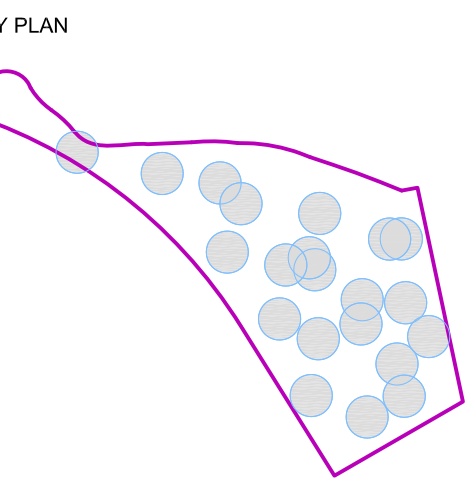
**Advanced Hoods Systems, LLC**  
www.captivehoods.com  
11 FL PHONE: FAX: (919) 227-5974 EMAIL: jeh@advancedhoodsystems.com

Jungle Island  
Miami, FL, 33176

DATE: 8/10/2021  
DWG.#: 4939858  
DRAWN BY:   
SCALE: 3/4" = 1'-0"  
**MASTER DRAWING**

SHEET NO.  
10


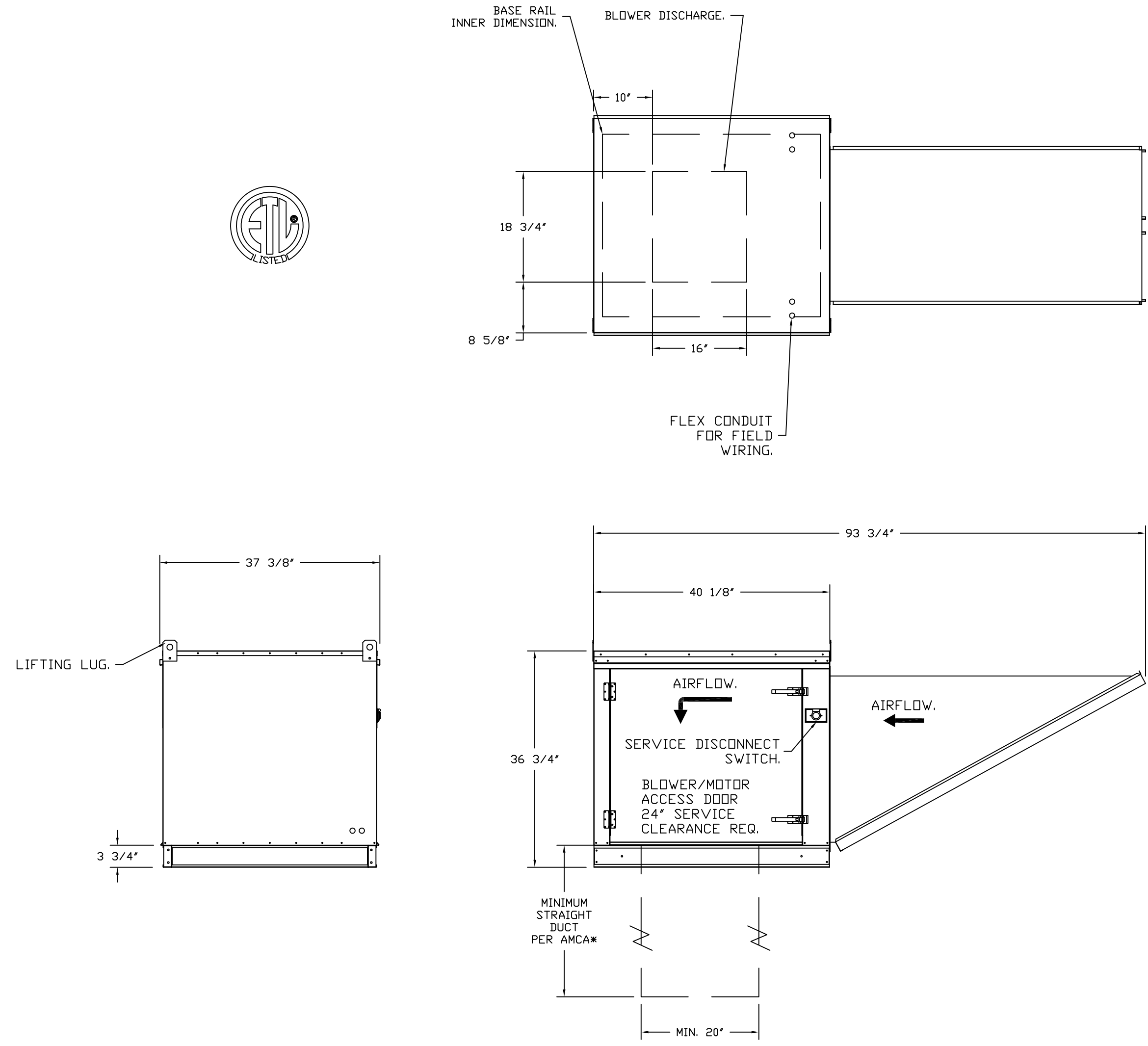




REVISION NO.	DESCRIPTION	DATE


- FAN #6 AB-200 - SUPPLY FAN (#4712)  
1. UNTEMPERED SUPPLY UNIT WITH 20" MIXED FLOW DIRECT DRIVE FAN IN SIZE #2 HOUSING.  
2. INTAKE HOOD WITH E2 FILTERS.  
3. DOWN DISCHARGE - AIR FLOW RIGHT -> LEFT.  
4. INSULATED BLOWER HOUSING SIZES 1-2 COMMERCIAL MODULAR.  
5. MIAMI DADE IMPACT AND WIND LOAD CERTIFICATION 430 / -130 PSF - MIAMI DADE COUNTY PRODUCT CONTROL APPROVED.  
6. FLORIDA BUILDING CODE APPROVAL. ROOF MOUNT EXHAUST CURBS UP TO 20" HIGH MUST BE 16 GAUGE ALUMINIZED.  
7. 2 YEAR PARTS WARRANTY.

NOTE: SUPPLY DUCT MUST BE INSTALLED TO MEET SMACNA STANDARDS. A MINIMUM STRAIGHT DUCT LENGTH MUST BE MAINTAINED DOWNSTREAM OF UNIT DISCHARGE AS OUTLINED IN AMCA PUBLICATION 201. WHEN USING RECTANGULAR DUCTWORK, ELBOWS MUST BE RADIUS THROAT, RADIUS BACK WITH TURNING VANES, FLEXIBLE DUCTWORK AND SQUARE THROAT/SQUARE BACK ELBOWS SHOULD NOT BE USED. ANY TRANSITION AND/OR TURNS IN THE DUCTWORK WILL CAUSE SYSTEM EFFECT. SYSTEM EFFECT WILL DRASTICALLY INCREASE STATIC PRESSURE AND REDUCE AIRFLOW. DO NOT RELY ON UNIT TO SUPPORT DUCT IN ANY WAY. FAILURE TO PROPERLY SIZE DUCTWORK MAY CAUSE SYSTEM EFFECTS AND REDUCE PERFORMANCE OF THE EQUIPMENT. SUGGESTED STRAIGHT DUCT SIZE IS 20" x 20".



**REVISIONS**

NO.	DESCRIPTION	DATE



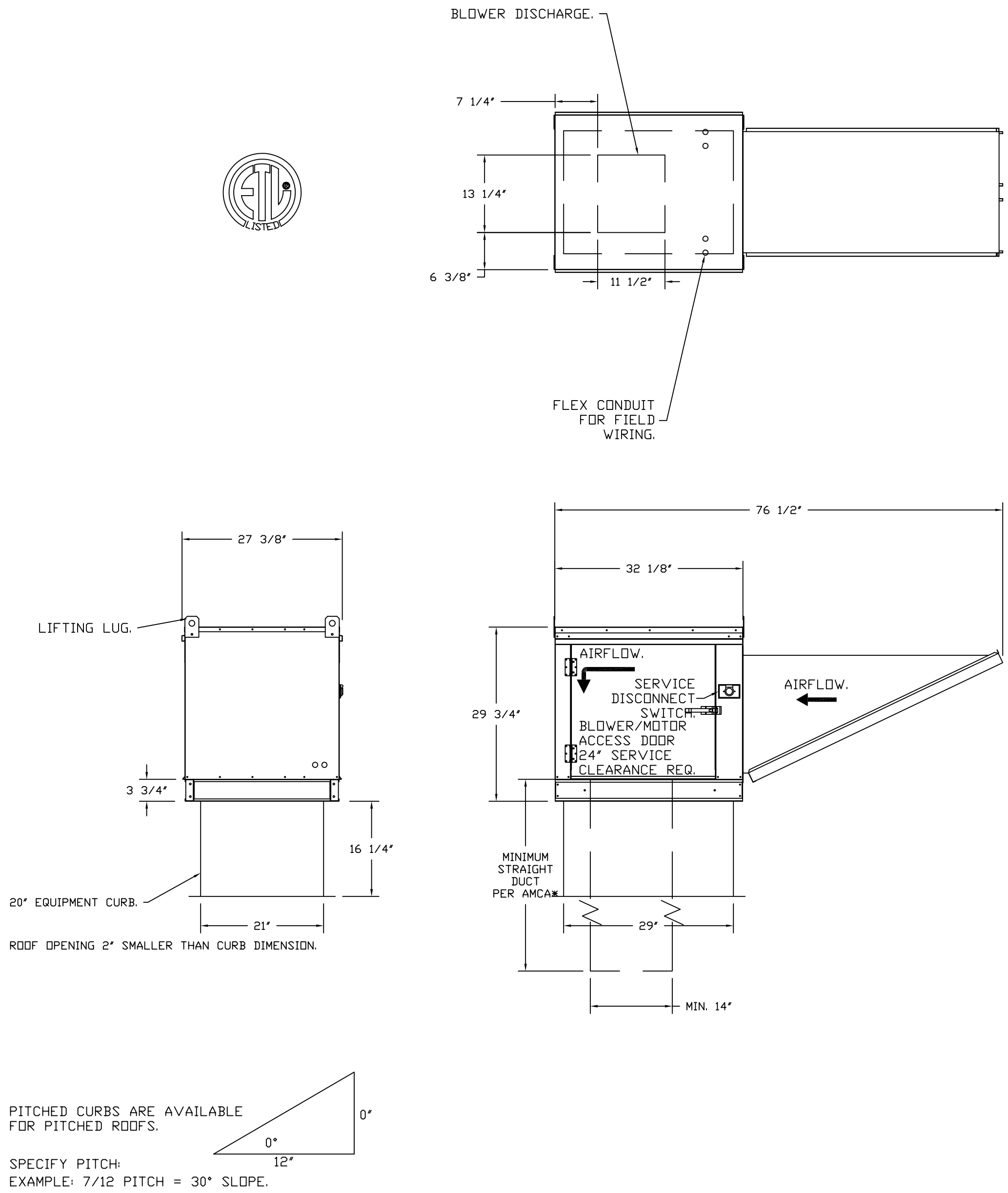
Jungle Island  
Miami, FL, 33176

DATE: 8/10/2021  
DWG.#: 4939858  
DRAWN BY:  
SCALE: 3/4" = 1'-0"  
MASTER DRAWING  
SHEET NO. 11

**3/4" = 1'**

- FAN #8 A1-150 - SUPPLY FAN (#6312)  
 1. UNTEMPERED SUPPLY UNIT WITH 15" MIXED FLOW DIRECT DRIVE FAN IN SIZE #1 HOUSING.  
 2. INTAKE HOOD WITH EZ FILTERS.  
 3. DOWN DISCHARGE - AIR FLOW RIGHT → LEFT.  
 4. MIAMI DADE IMPACT AND WIND LOAD CERTIFICATION +30 / -130 PSF - MIAMI DADE COUNTY PRODUCT CONTROL APPROVED.  
 FLORIDA BUILDING CODE APPROVAL - ROOF MOUNT EXHAUST CURBS UP TO 20" HIGH MUST BE 16 GAUGE ALUMINIZED.  
 5. SEPARATE 120VAC WIRING PACKAGE FOR MAKE-UP AIR UNITS. OPTION MUST BE SELECTED WHEN MOUNTING VFD IN PREWIRE PANEL OR WITH DCV PACKAGE. PROVIDES SEPARATE 120VAC INPUT TO SUPPLY FAN. THIS 120VAC SIGNAL MUST BE RUN BY ELECTRICIAN FROM DCV TO MUA SWITCH.  
 6. HINGED DOUBLE WALL INSULATED DOOR ASSEMBLY (BURNER/BLOWER SECTION).  
 7. 2 YEAR PARTS WARRANTY.

NOTE: SUPPLY DUCT MUST BE INSTALLED TO MEET SMACNA STANDARDS. A MINIMUM STRAIGHT DUCT LENGTH MUST BE MAINTAINED DOWNSTREAM OF UNIT DISCHARGE AS OUTLINED IN ASHRAE PUBLICATION 90.1 WHEN USING RECTANGULAR DUCTWORK. ELBOWS MUST BE RADIUS THROAT, RADIUS BACK WITH TURNING VANES. FLEXIBLE DUCTWORK AND SQUARE THROAT/SQUARE BACK ELBOWS SHOULD NOT BE USED. ANY TRANSITION AND/OR TURNS IN THE DUCTWORK WILL CAUSE SYSTEM EFFECT. SYSTEM EFFECT WILL DRASTICALLY INCREASE STATIC PRESSURE AND REDUCE AIRFLOW. DO NOT RELY ON UNIT TO SUPPORT DUCT IN ANY WAY. FAILURE TO PROPERLY SIZE DUCTWORK MAY CAUSE SYSTEM EFFECTS AND REDUCE PERFORMANCE OF THE EQUIPMENT. SUGGESTED STRAIGHT DUCT SIZE IS 14" x 14".

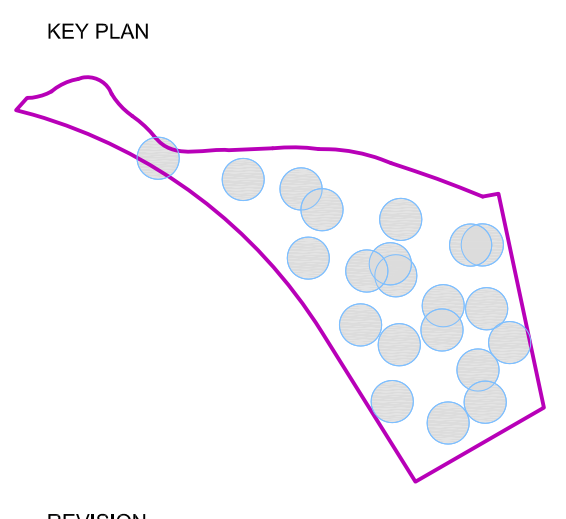


REVISIONS	
NO.	DESCRIPTION

www.captiveair.com  
**CAPTIVE**  
 Advanced Hoods Systems, LLC  
 FL, PHONE: FAX: (919) 227-6974 EMAIL: jiffi@advancedhoodsystems.com

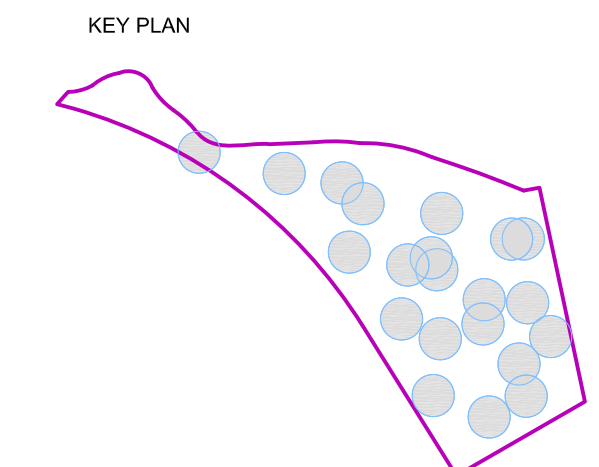
AirHandler Wiring DRAWING NUMBER: 4939858-0 SHOP DATE: 7/13/2021 MODEL: A1-150		Installer Actions DCV/VFD wiring	
ATTENTION ELECTRICIAN: DRP FOR DISCONNECT CONNECTION TO FACTORY SUPPLY. CONNECT POWER TO THE DRP		Component Identification Label Description Location NT-03 NT-01 Supply motor 02 SV-03 Non Disconnect switch 02	
SUPPLY #4939858-0-25PLA		ELECTRICAL INFORMATION: AIRFLOW METER, P.A. 24" SERVICE CLEARANCE REQ. VENTURE CREDIT SUPPLY	
NOTES: - DENOTES FIELD WIRING - DENOTES INTERNAL WIRING		WIRE COLOR: BK - BLACK 12 - YELLOW RD - RED WH - WHITE GR - GRAY OR - ORANGE BR - BRASS	

Jungle Island  
 Miami, FL, 33176  
 DATE: 8/10/2021  
 DWG.#: 4939858  
 DRAWN BY:  
 SCALE: 3/4" = 1'-0"  
 MASTER DRAWING  
 SHEET NO. 12




REVISION NO.	DESCRIPTION	DATE

3/4" = 1'

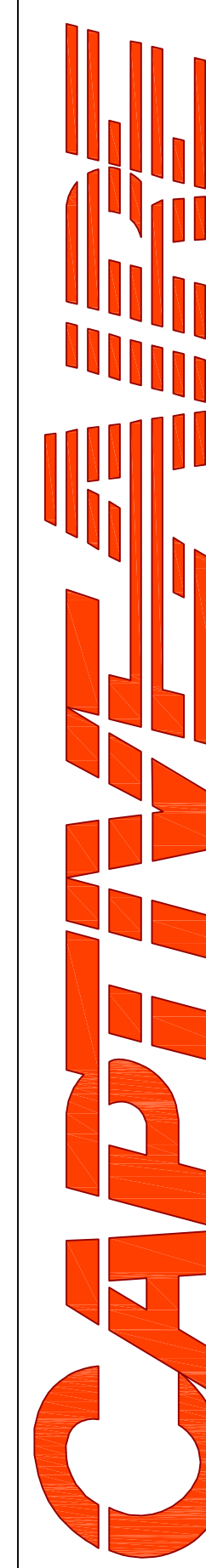


REVISION NO.	DESCRIPTION	DATE

REVISIONS	
DESCRIPTION	DATE

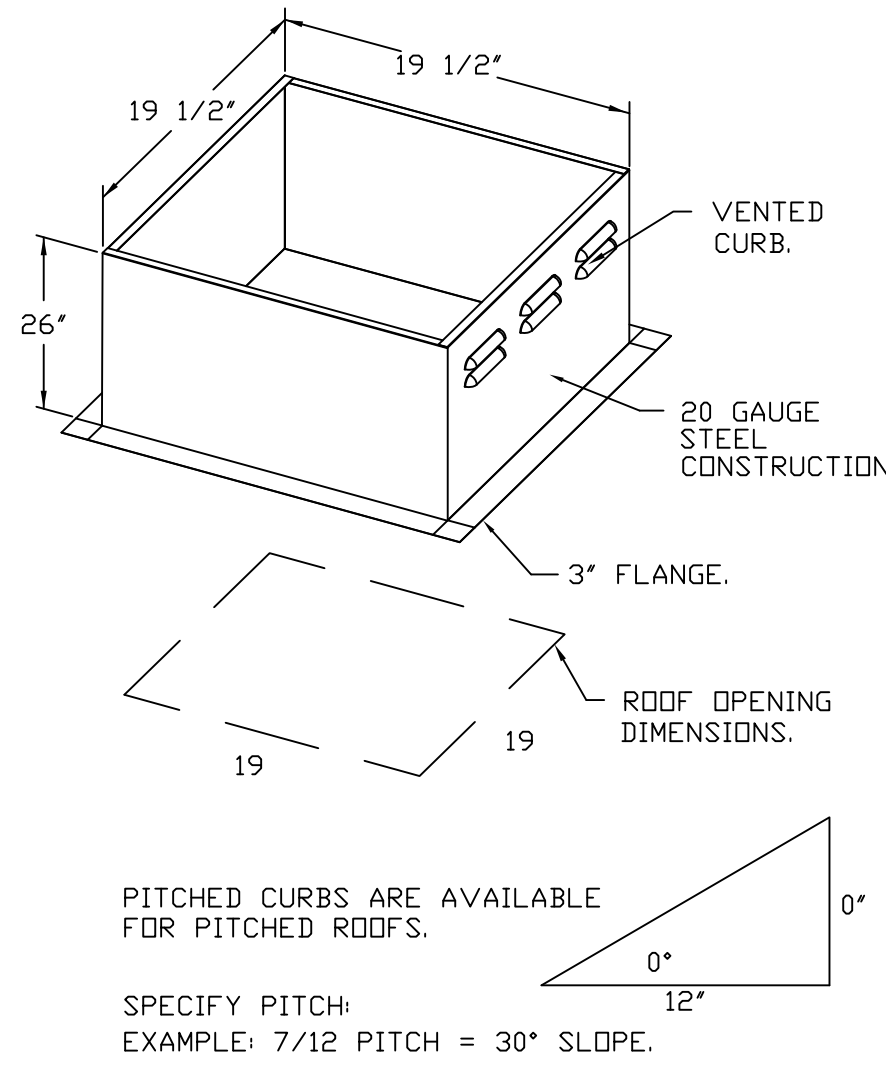
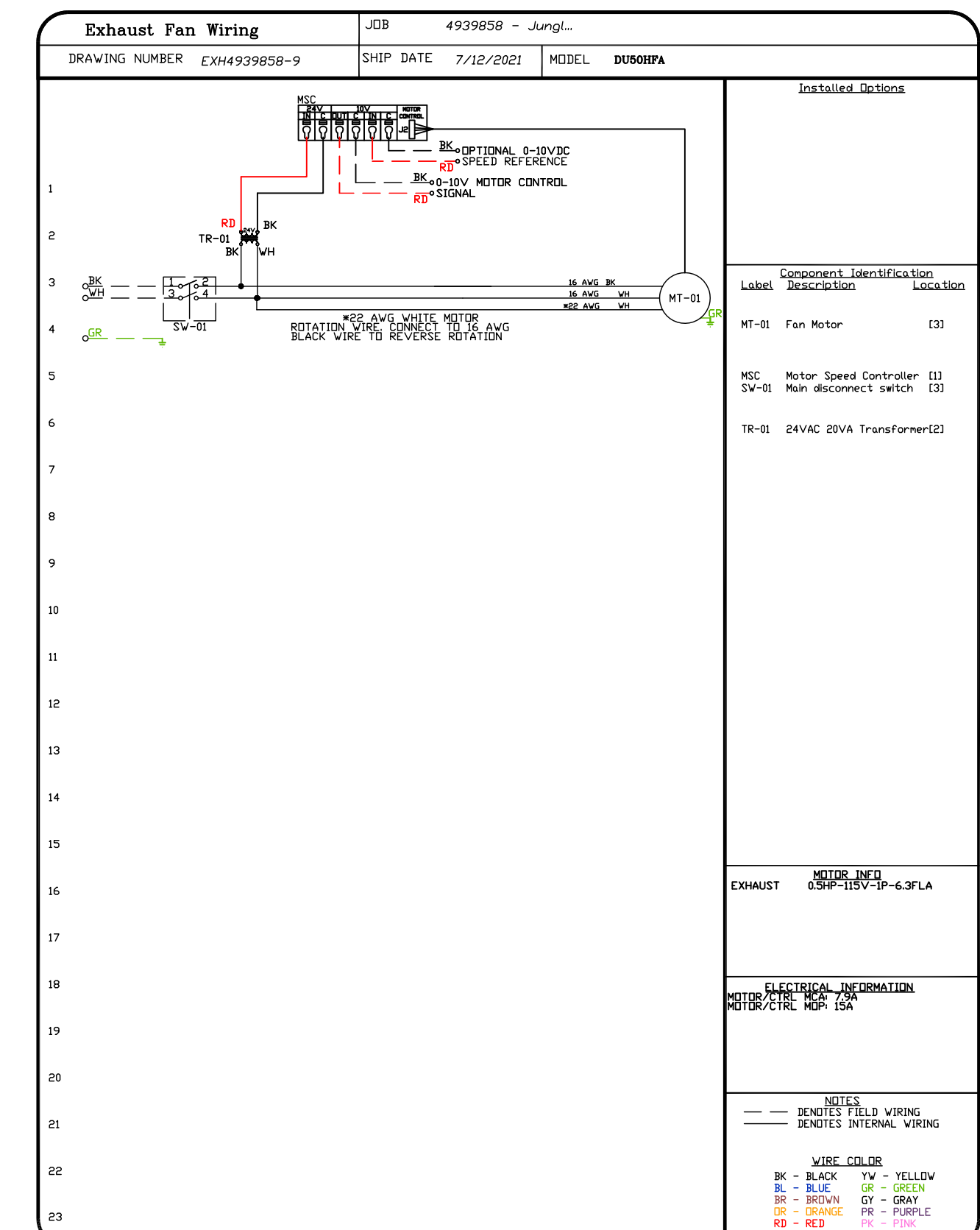


**Advanced Hoods Systems, LLC**  
www.captivehoods.com  
www.captivehoods.com  
.. FL PHONE: (919) 227-5974 EMAIL: jiffi@advancedhoodsystems.com



Jungle Island  
Miami, FL, 33176

DATE: 8/10/2021  
DWG.#: 4939858  
DRAWN BY:  
SCALE: 3/4" = 1'-0"  
MASTER DRAWING  
SHEET NO. 13



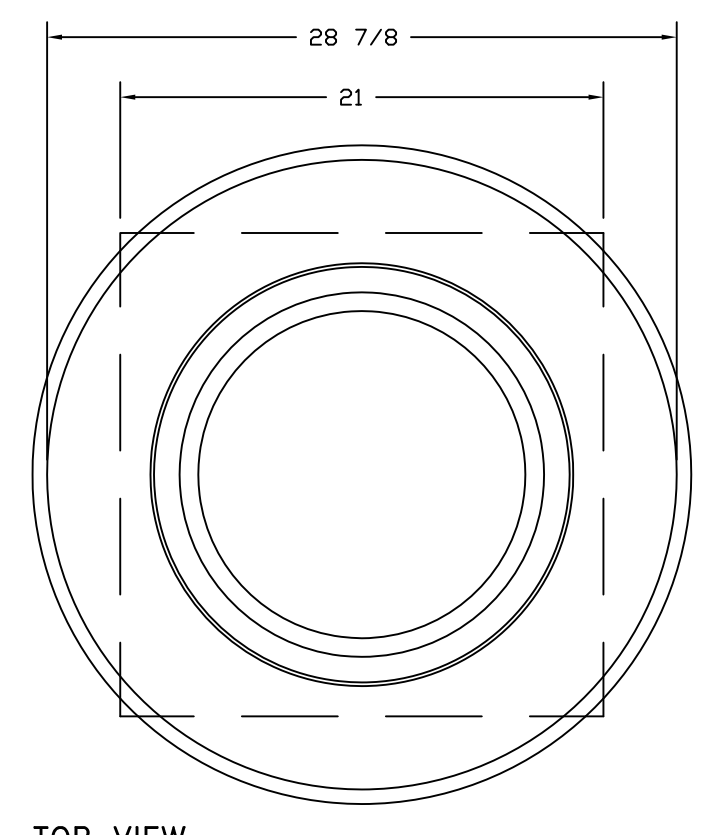
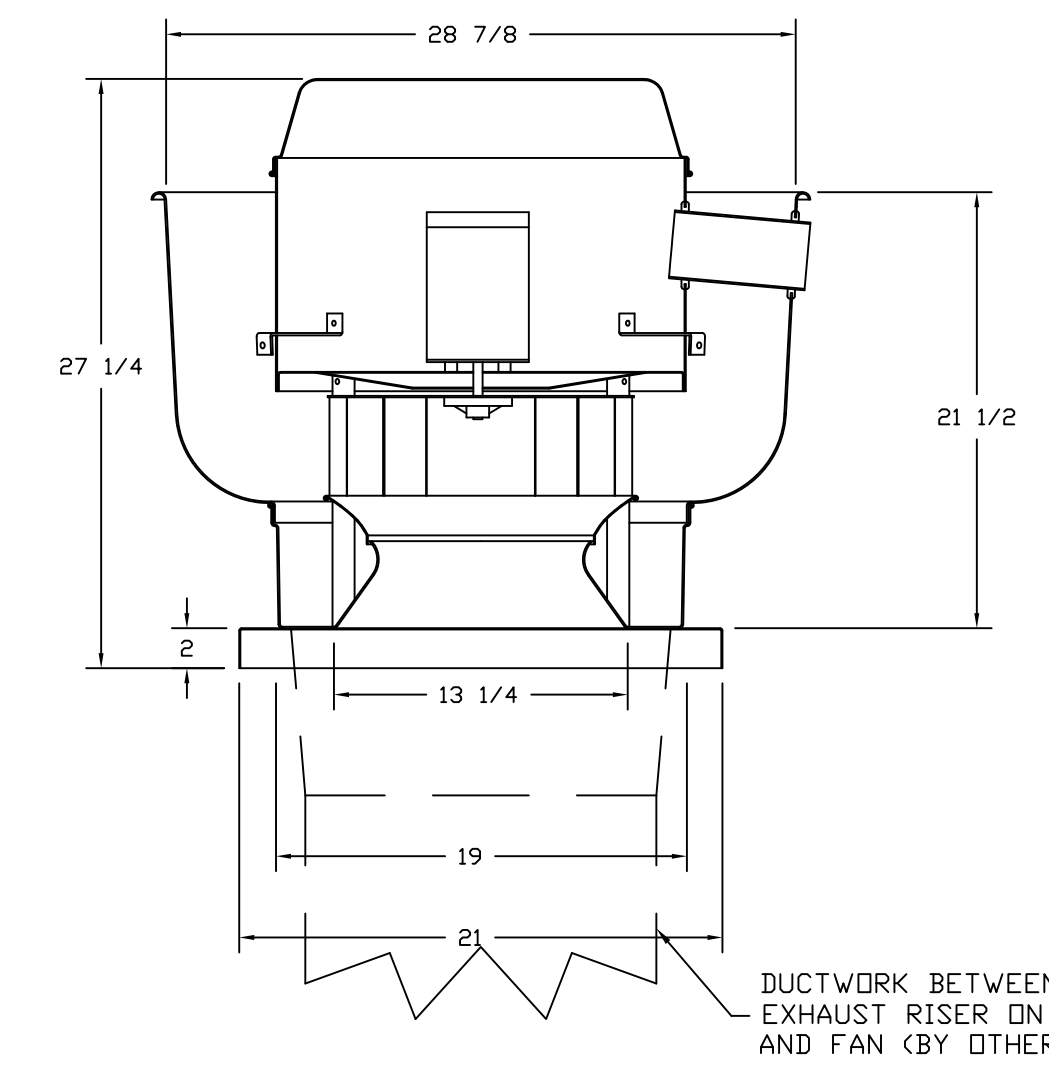
**FEATURES:**

- DIRECT DRIVE CONSTRUCTION (NO BELTS/PULLEYS).
- ROOF MOUNTED FANS.
- RESTAURANT MODEL.
- UL795
- VARIABLE SPEED CONTROL.
- INTERNAL WIRING.
- THERMAL OVERLOAD PROTECTION (SINGLE PHASE).
- HIGH HEAT OPERATION 300°F (149°C).

- NEMA 3R SAFETY DISCONNECT SWITCH.

**NORMAL TEMPERATURE TEST**  
EXHAUST FAN MUST OPERATE CONTINUOUSLY WHILE EXHAUSTING AIR AT 300°F (149°C) UNTIL ALL FAN PARTS HAVE REACHED THERMAL EQUILIBRIUM, AND WITHOUT ANY DEGRADING EFFECTS TO THE FAN WHICH WOULD CAUSE UNSAFE OPERATION.

**OPTIONS**  
ECM WIRING PACKAGE - EXHAUST - MANUAL OR 0-10VDC REFERENCE SPEED CONTROL. -MISC. (CEILO, CCW ROTATION. MANG MADE CERTIFICATION - NEMA 1 ALUMINUM UPPLAST. 2 YEAR PARTS WARRANTY.



**3/4" = 1'**

**ARCHITECT**  
HKS ARCHITECTS, INC.  
#AA F000119  
2025 SALZEDO STREET, 4TH FLOOR  
CORAL GABLES, FLORIDA 33134

**STRUCTURAL ENGINEER**  
DESMONE CONSULTING ENGINEERS  
800 BRICKELL AVENUE, 6TH FLOOR  
MIAMI, FLORIDA 33131

**MEP / LV / LIGHTING ENGINEER**  
EXP  
241 NORTH BROADWAY SUITE 203  
MILWAUKEE, WISCONSIN 53202

**LANDSCAPE ARCHITECT**  
EDSA  
1512 E. BROWARD BOULEVARD, SUITE 110  
FOR LAUDERDALE, FLORIDA 33301



**PROJECT LOCATION**  
JUNGLE ISLAND  
1111 PARROT JUNGLE TRAIL  
MIAMI, FLORIDA 33132

**OWNER**  
ESJ CAPITAL PARTNERS  
19950 W. COUNTRY CLUB DR #800  
ADVENTURA, FLORIDA 33180

**OWNER CONSULTANTS:**  
**OWNER REPRESENTATIVE**  
GARDINER & THEOBALD  
350 LINCOLN ROAD  
MIAMI BEACH, FLORIDA 33139

**CIVIL ENGINEER**  
LANGAN  
PARKSIDE CORPORATE CENTER  
15150 NW 79 COURT, SUITE 200  
MIAMI LAKES, FLORIDA 33116

**AQUATIC ENGINEER**  
MARTIN AQUATIC DESIGN & ENGINEERING  
189 SOUTH ORANGE AVENUE, SUITE 1220  
ORLANDO, FLORIDA 32801  
THE PLAZA SOUTH TOWER

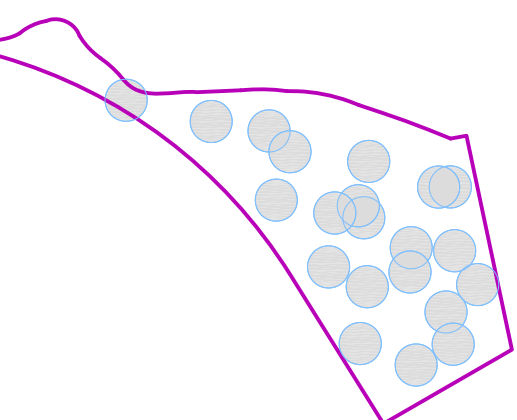
**ANIMAL AQUATIC ENGINEER**  
SATCHELL ENGINEERING & ASSOCIATES  
2890 S. SANTE FE AVE SUITE 108  
SAN MARCOS, CALIFORNIA 92069

**THEATRICAL ENGINEER**  
ALL-PRO INTEGRATION SYSTEMS  
806 BEVELY PARKWAY  
PENSACOLA, FLORIDA 32505

**KITCHEN CONSULTANT**  
UNI-SOURCE SUPPLY INTERNATIONAL, INC.  
2055 W 73RD STREET  
MIAMI, FLORIDA 33176

**WATERPARK CONSULTANT**  
WHITEWATER  
180-6651 FRASERWOOD PLACE  
RICHMOND, BC V6W1J3

KEY PLAN



REVISION NO. DESCRIPTION DATE

NO.	DESCRIPTION	DATE

HKS PROJECT NUMBER  
**24391.000**  
DATE  
**11/19/2021**  
ISSUE  
**100% CONSTRUCTION DOCUMENTS**  
SHEET TITLE  
**Hoods and Fans**

SHEET NO.  
**00.K6.14**

**REVISIONS**

NO.	DESCRIPTION	DATE

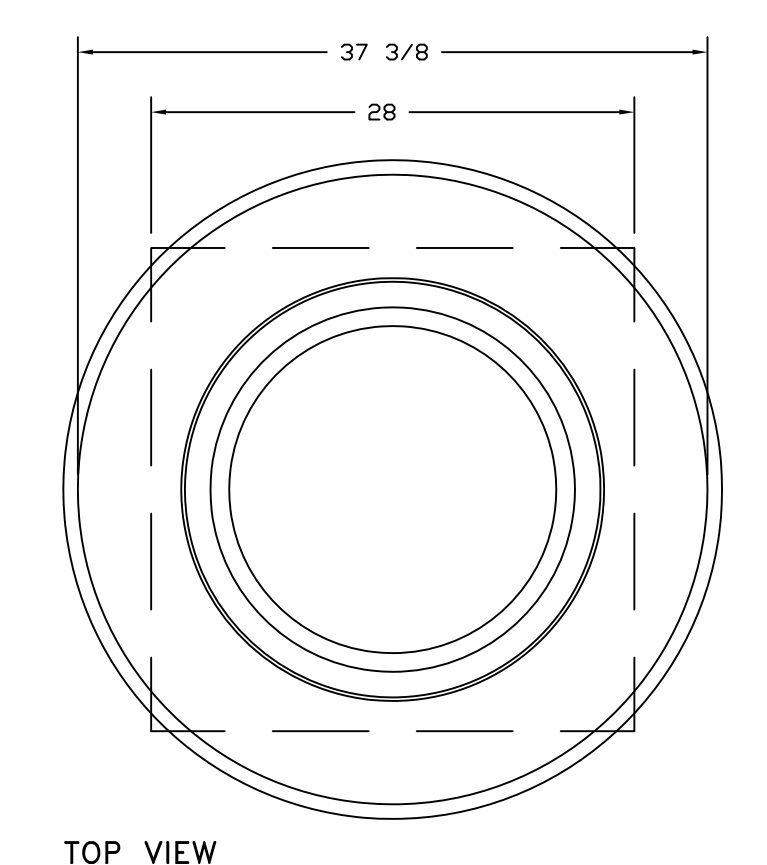
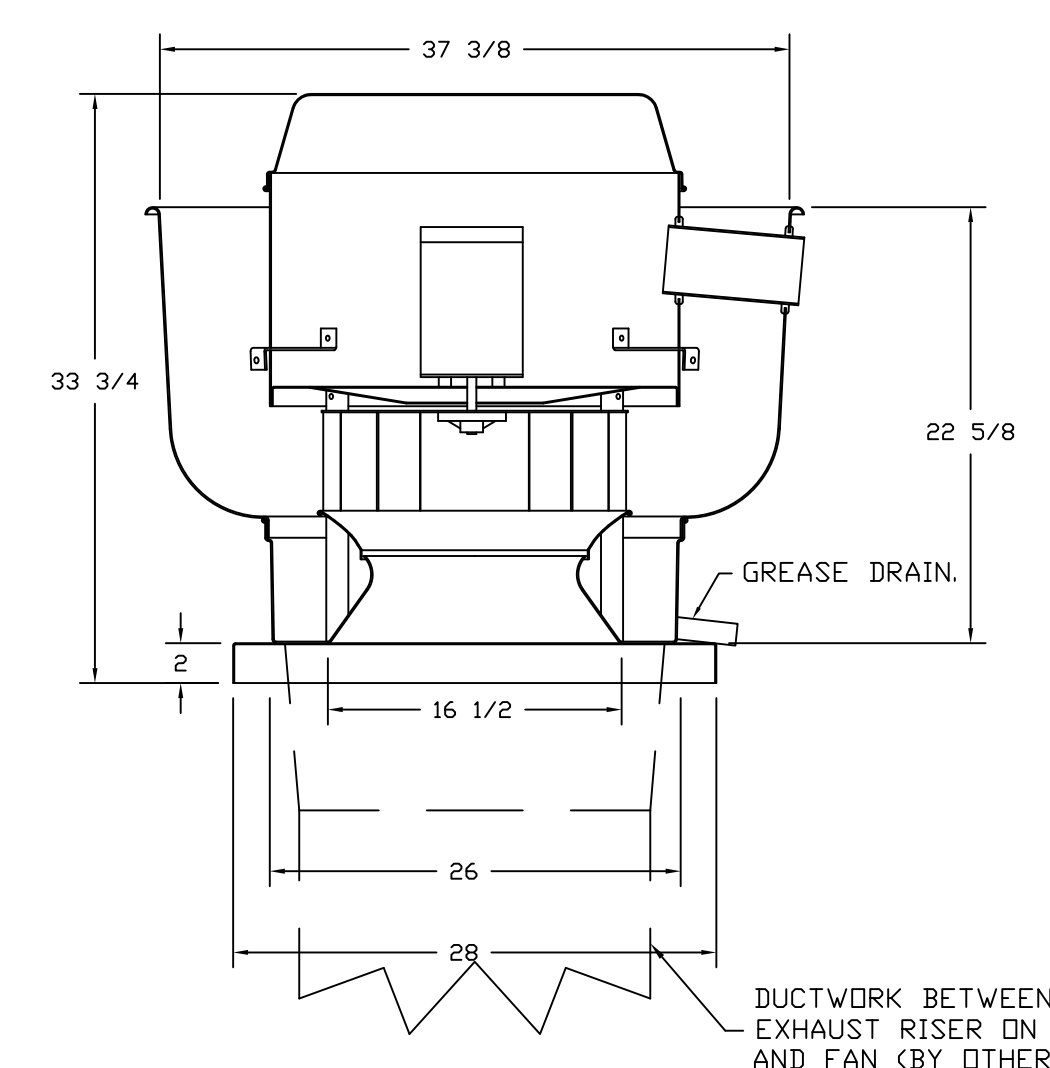
**Advanced Hoods Systems, LLC**  
www.captivehoods.com  
15150 NW 79 COURT, SUITE 200  
MIAMI LAKES, FLORIDA 33116  
PH: (305) 455-1111 FAX: (305) 455-1112

Jungle Island  
Miami, FL, 33176

**DATE:** 7/13/2021  
**DWG.#:** 4939858  
**DRAWN BY:**  
**SCALE:** 3/4" = 1'-0"  
**MASTER DRAWING**

**SHEET NO.**  
14

FANS #10 (#1351) - DU180HFA EXHAUST FAN



TOP VIEW

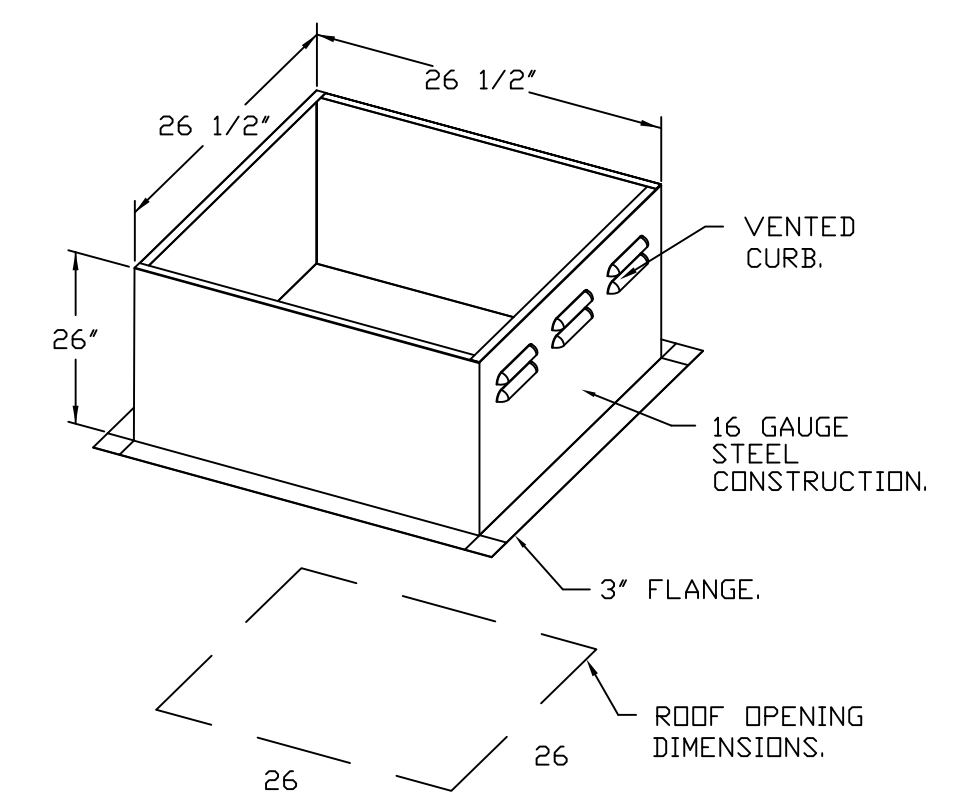
**FEATURES:**

- DIRECT DRIVE CONSTRUCTION (NO BELTS/PULLEYS).
- ROOF MOUNTED FANS.
- RESTAURANT MODEL.
- UL705 AND UL766 AND ULC-S645
- VARIABLE SPEED CONTROL.
- INTERNAL WIRING.
- THERMAL OVERLOAD PROTECTION (SINGLE PHASE).
- HIGH HEAT OPERATION 300°F (149°C).
- GREASE CLASSIFICATION TESTING.
- NEMA 3R SAFETY DISCONNECT SWITCH.

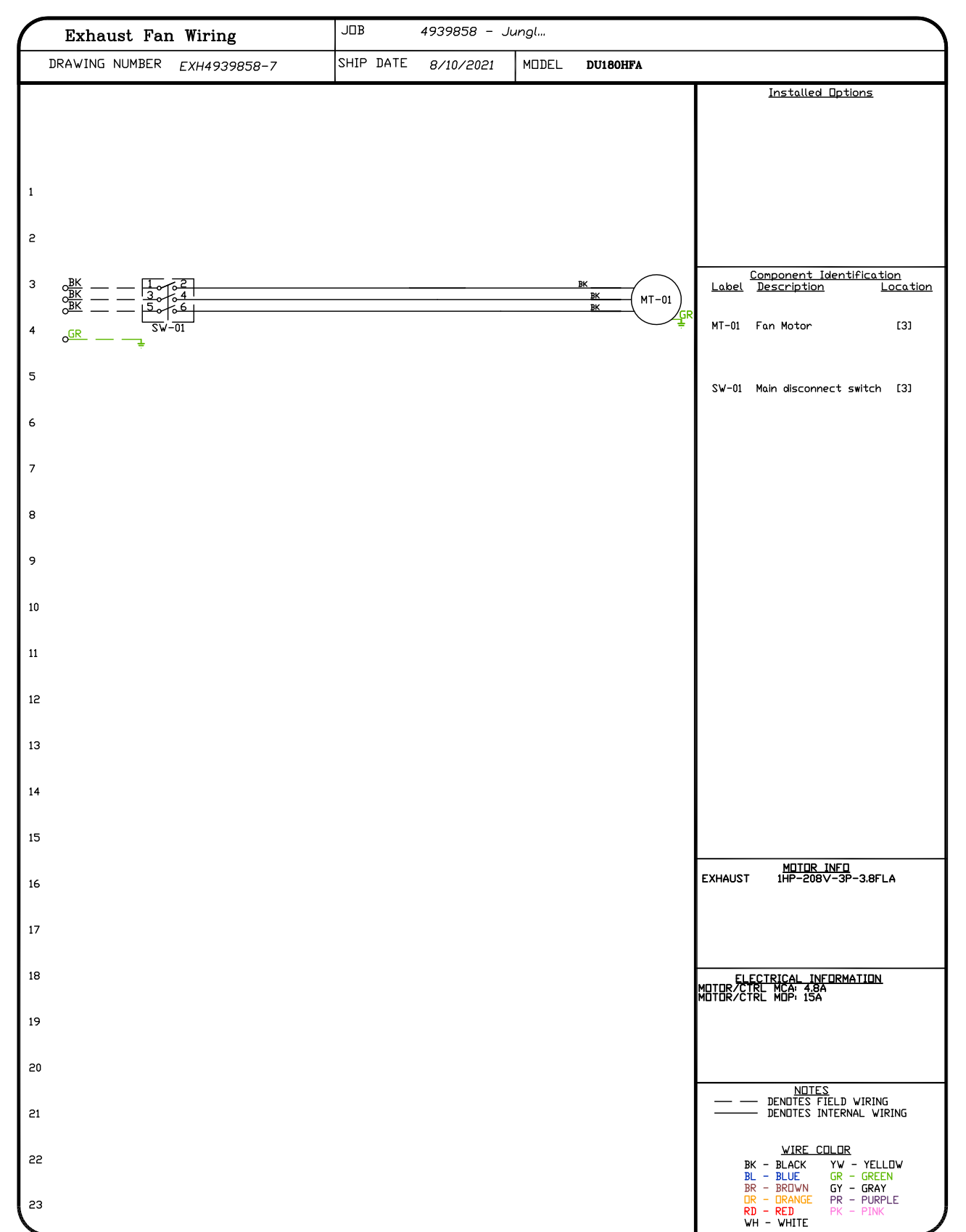
**NORMAL TEMPERATURE TEST**  
EXHAUST FAN MUST OPERATE CONTINUOUSLY WHILE EXHAUSTING AIR AT 300°F (149°C) UNTIL ALL FAN PARTS HAVE REACHED THERMAL EQUILIBRIUM, AND WITHOUT ANY DETERIORATING EFFECTS TO THE FAN WHICH WOULD CAUSE UNSAFE OPERATION.

**ABNORMAL FLARE-UP TEST**  
EXHAUST FAN MUST OPERATE CONTINUOUSLY WHILE EXHAUSTING BURNING GREASE VAPORS AT 600°F (316°C) FOR A PERIOD OF 15 MINUTES WITHOUT THE FAN BECOMING DAMAGED TO ANY EXTENT THAT COULD CAUSE AN UNSAFE CONDITION.

**OPTIONS**  
GREASE BOX.  
MIAMI DADE CERTIFICATION - NDA-1  
ALUMINUM UPBLAST.  
2 YEAR PARTS WARRANTY.



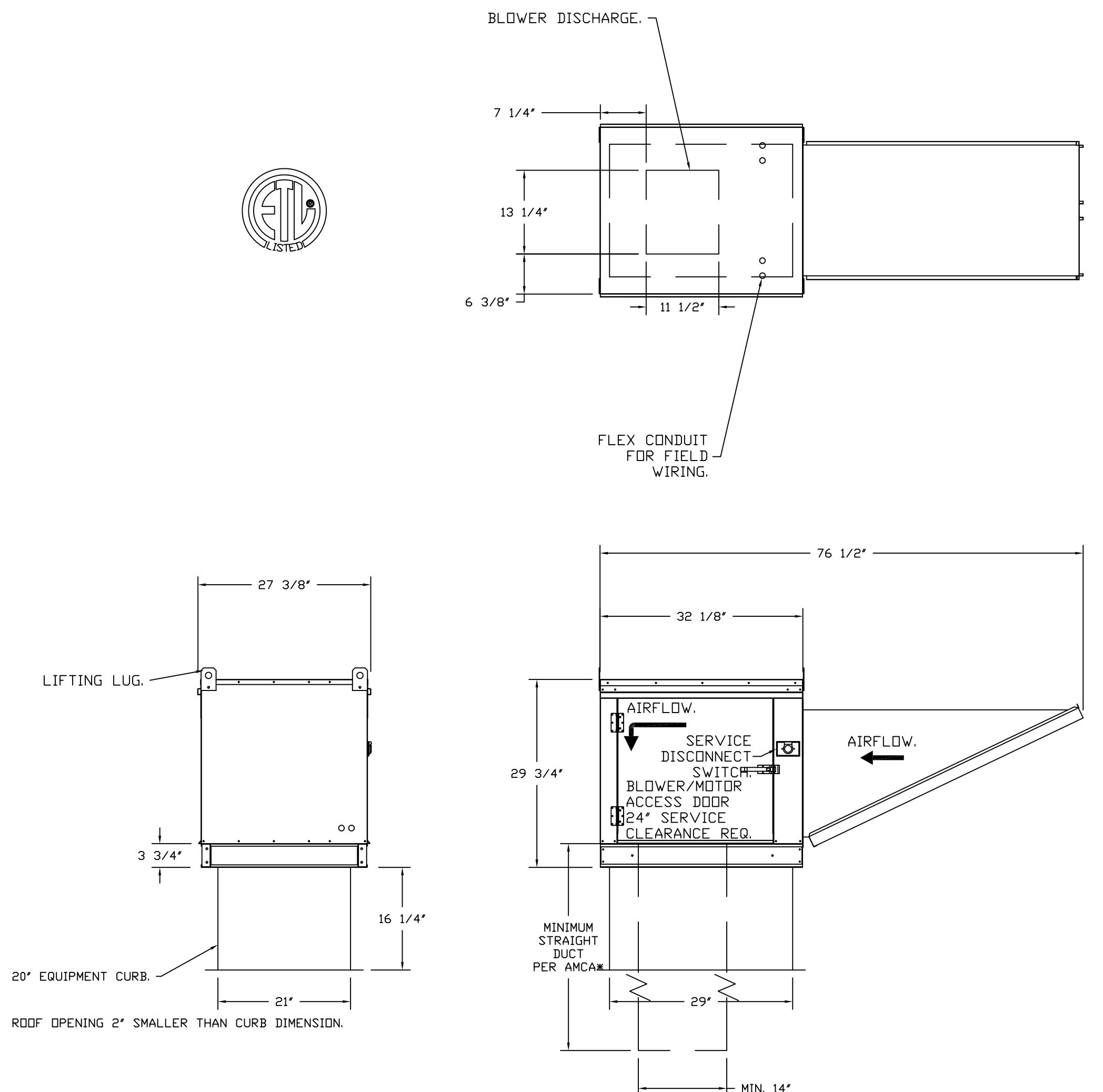
PITCHED CURBS ARE AVAILABLE FOR PITCHED ROOFS.  
SPECIFY PITCH:  
EXAMPLE: 7/12 PITCH = 30° SLOPE.



**3/4" = 1'**


- FAN #11 AI-150 - SUPPLY FAN (#1352)  
 1. UNTEMPERED SUPPLY UNIT WITH 15" MIXED FLOW DIRECT DRIVE FAN IN SIZE #1 HOUSING.  
 2. INTAKE HOOD WITH E2 FILTERS.  
 3. DOWN DISCHARGE - AIR FLOW RIGHT -> LEFT.  
 4. MIAMI DADE IMPACT AND WIND LOAD CERTIFICATION +30 / -130 PSF - MIAMI DADE COUNTY PRODUCT CONTROL APPROVED.  
 FLORIDA BUILDING CODE APPROVAL - ROOF MOUNT EXHAUST CURBS UP TO 20" HIGH MUST BE 16 GAUGE ALUMINIZED.  
 5. HINGED DOUBLE WALL INSULATED DOOR ASSEMBLY (BURNER/BLOWER SECTION).  
 6. 2 YEAR PARTS WARRANTY.

\*NOTE: SUPPLY DUCT MUST BE INSTALLED TO MEET SMACNA STANDARDS. A MINIMUM STRAIGHT DUCT LENGTH MUST BE MAINTAINED DOWNSTREAM OF UNIT DISCHARGE AS OUTLINED IN ANCA PUBLICATION 2011. WHEN USING RECTANGULAR DUCTWORK, ELBOWS MUST BE RADIUS THROAT, RADIUS BACK WITH TURNING VANES, FLEXIBLE DUCTWORK AND SQUARE THROAT/SQUARE BACK ELBOWS SHOULD NOT BE USED. ANY TRANSITION AND/OR TURNS IN THE DUCTWORK WILL CAUSE SYSTEM EFFECT. SYSTEM EFFECT WILL DRASTICALLY INCREASE STATIC PRESSURE AND REDUCE AIRFLOW. DO NOT RELY ON UNIT TO SUPPORT DUCT IN ANY WAY. FAILURE TO PROPERLY SIZE DUCTWORK MAY CAUSE SYSTEM EFFECTS AND REDUCE PERFORMANCE OF THE EQUIPMENT. SUGGESTED STRAIGHT DUCT SIZE IS 14" x 14".



REVISIONS	
DESCRIPTION	DATE

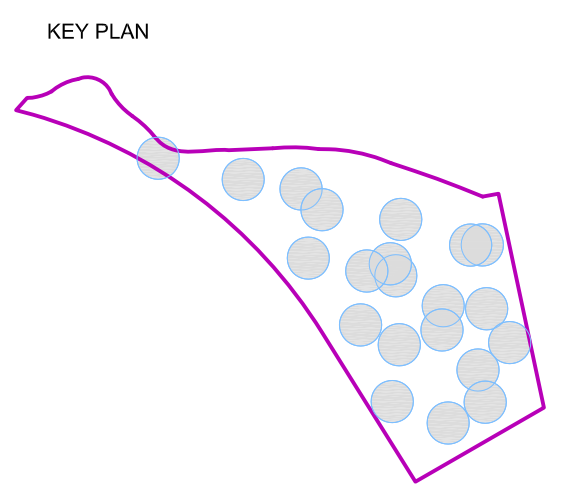
**CAPTIVE AIR**  
 www.captiveair.com  
 Advanced Hoods Systems, LLC  
 . FL. PHONE: (819) 227-5974. EMAIL: jefri@advancedhoodsystems.com



Jungle Island  
 Miami, FL, 33176

DATE: 7/13/2021  
 DWG.#: 4939858  
 DRAWN BY:  
 SCALE: 3/4" = 1'-0"  
 MASTER DRAWING  
 SHEET NO. 15

3/4" = 1'



REVISION NO.	DESCRIPTION	DATE



KEY PLAN

REVISION  
NO. DESCRIPTION DATE

HKS PROJECT NUMBER  
**24391.000**

DATE  
**11/19/2021**

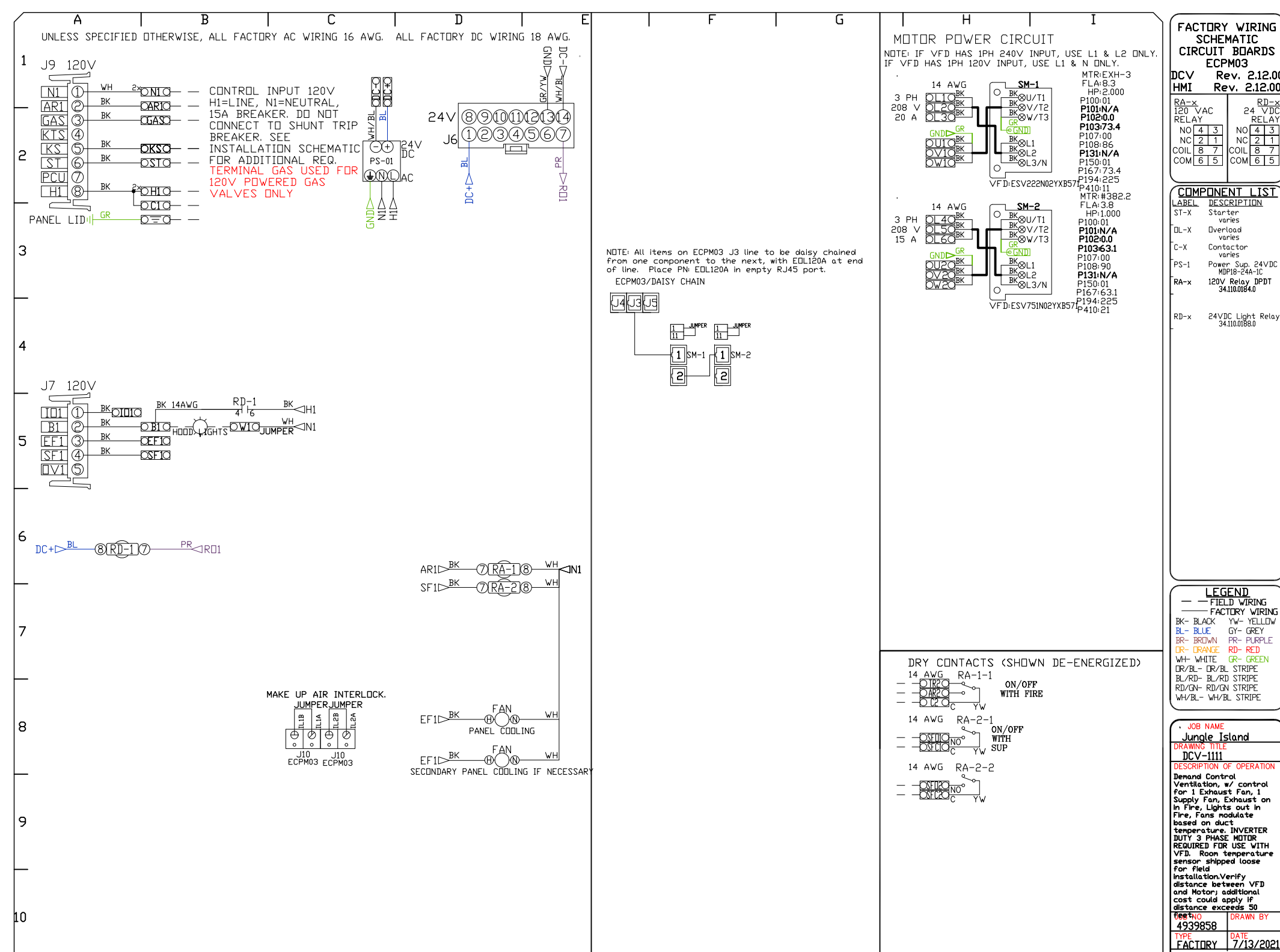

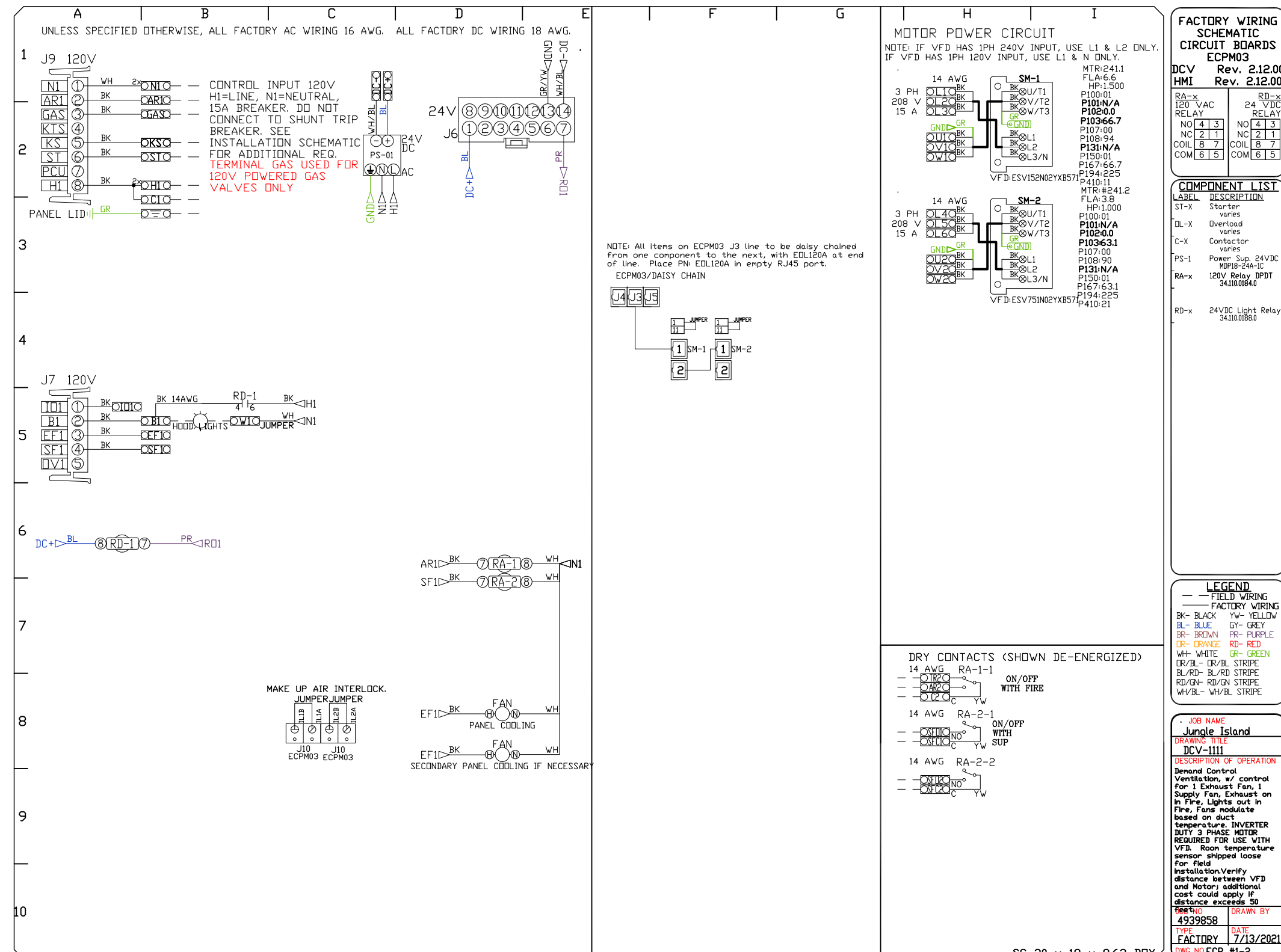

ISSUE  
**100% CONSTRUCTION DOCUMENTS**

SHEET TITLE  
**Hoods and Fans**

SHEET NO.


**ELECTRICAL PACKAGE - JOB#4939858**

NO	TAG	PACKAGE #	LOCATION	SWITCHES		OPTION	FANS CONTROLLED					
				LOCATION	QUANTITY		FAN TAG	TYPE	HP	VBLT	FLA	
1	#241 ECP	DCV-1111	WALL MOUNT IN SS BOX	04 - UTILITY CABINET RIGHT	1 LIGHT	SMART CONTROLS DCV	241.1	EXHAUST	3	1.500	200	5.6
2	#382 ECP	DCV-1111	WALL MOUNT IN SS BOX	04 - UTILITY CABINET RIGHT	1 LIGHT	SMART CONTROLS DCV	#382.1	EXHAUST	3	1.000	200	3.0
3	#471 ECP	DCV-1111	WALL MOUNT IN SS BOX	03 - UTILITY CABINET LEFT	1 LIGHT	SMART CONTROLS DCV	#471.2	EXHAUST	3	5.000	200	15.0
4	#631 ECP	DCV-1111	WALL MOUNT IN SS BOX	03 - UTILITY CABINET LEFT	1 LIGHT	SMART CONTROLS DCV	#631.1	EXHAUST	3	1.000	200	3.0
5	#135 ECP	DCV-1111	UTILITY CABINET LEFT	03 - UTILITY CABINET LEFT HOOD # 7	1 LIGHT	SMART CONTROLS DCV	#135.1	EXHAUST	3	0.750	200	2.5
							#135.2	EXHAUST	3	0.750	200	2.5



**REVISIONS**

NO.	DESCRIPTION	DATE



Jungle Island  
Miami, FL, 33176

DATE: 8/10/2021

DWG.#:  
4939858

DRAWN BY:

SCALE:  
3/4" = 1'-0"

MASTER DRAWING

SHEET NO.  
16

**3/4" = 1'**









**JUNGLE ISLAND**

**PROJECT LOCATION**  
JUNGLE ISLAND  
1111 PARROT JUNGLE TRAIL  
MIAMI, FLORIDA 33132

**OWNER**  
ESJ CAPITAL PARTNERS  
19950 W. COUNTRY CLUB DR #800  
AVENTURA, FLORIDA 33180

**OWNER CONSULTANTS:**  
**OWNER REPRESENTATIVE**  
GARDINER & THEOBALD  
350 LINCOLN ROAD  
MIAMI BEACH, FLORIDA 33139

**CIVIL ENGINEER**  
LANGAN  
PARKSIDE CORPORATE CENTER  
15150 NW 75 COURT, SUITE 200  
MIAMI LAKES, FLORIDA 33016

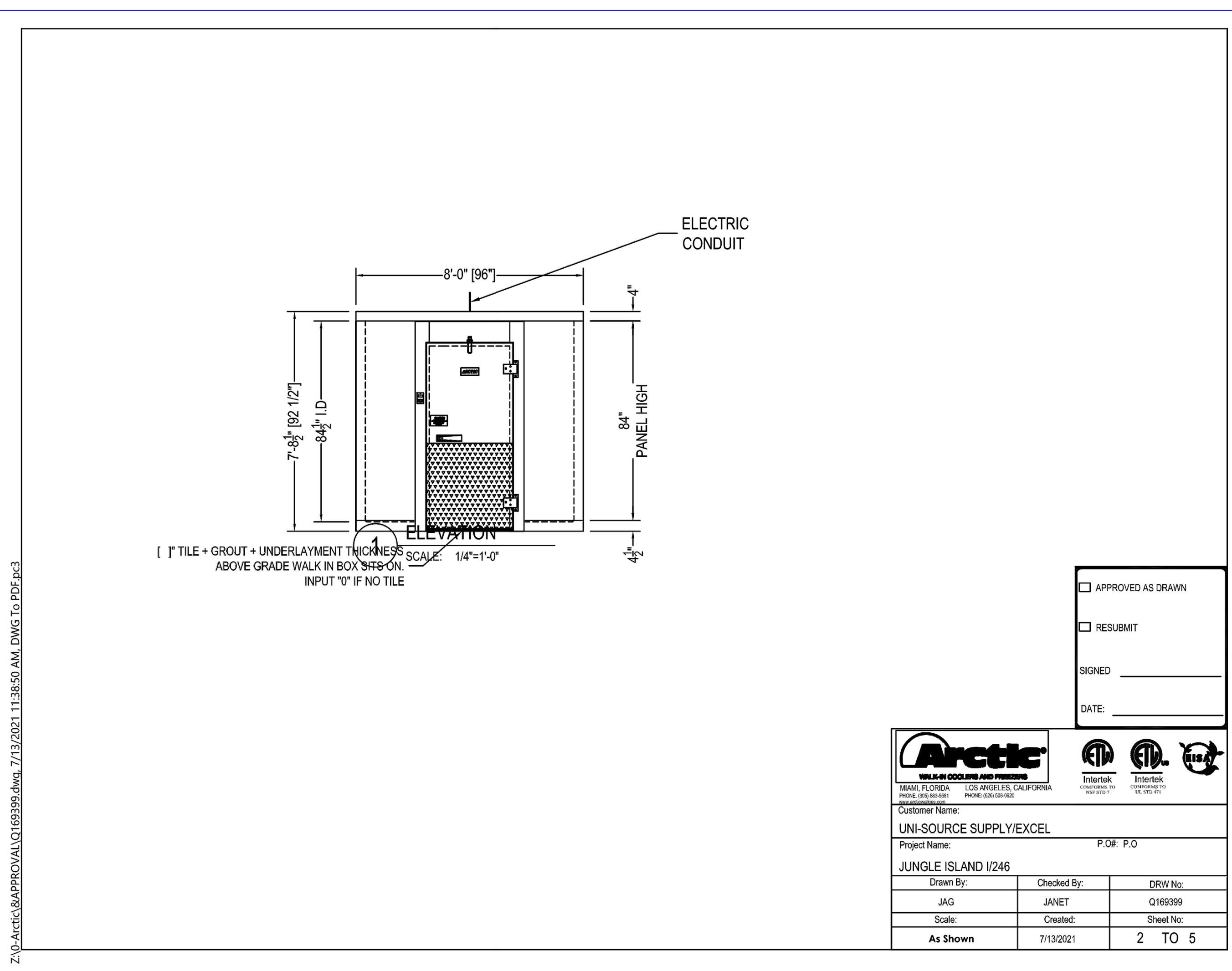
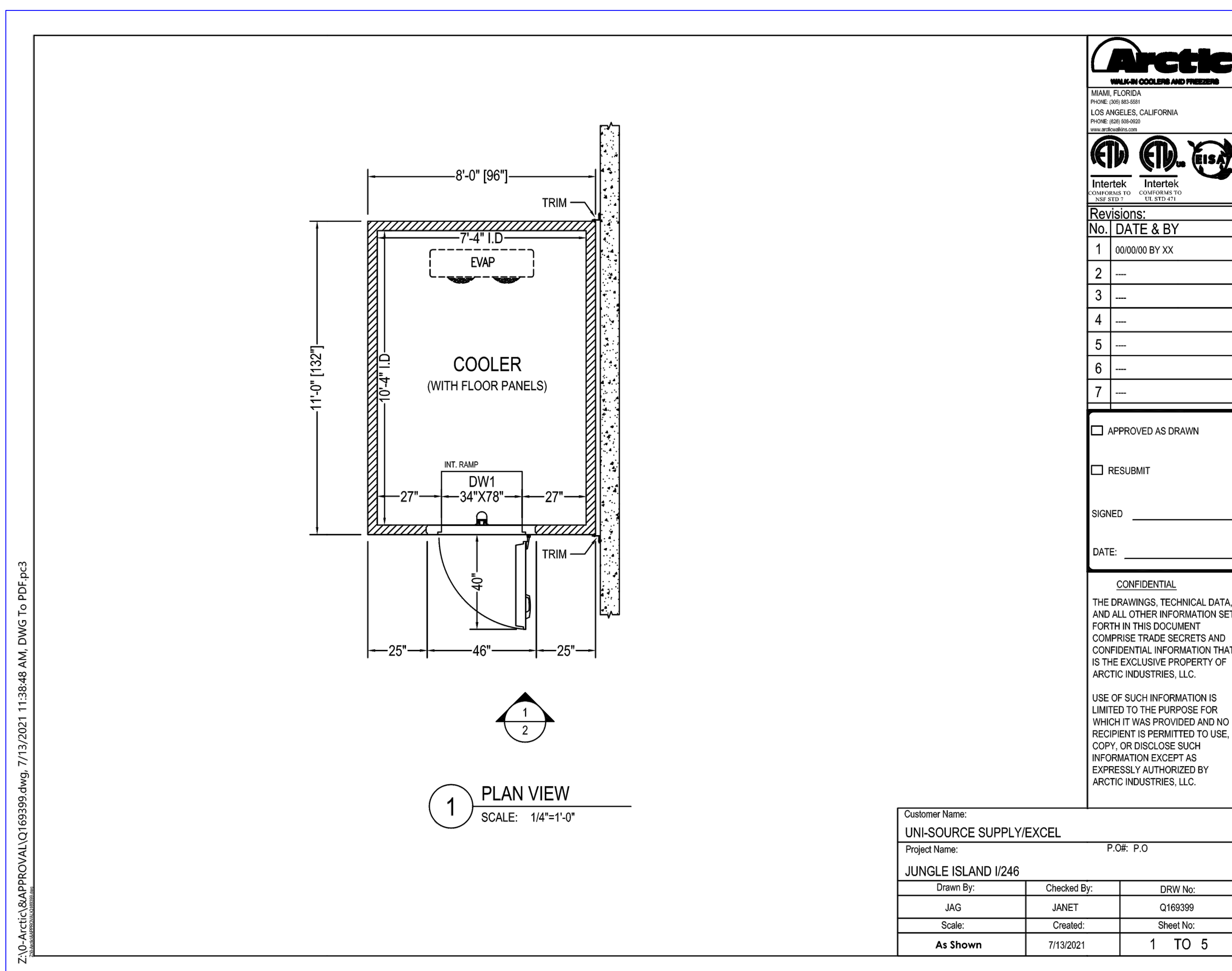
**AQUATIC ENGINEER**  
MARTIN AQUATIC DESIGN & ENGINEERING  
189 SOUTH ORANGE AVENUE, SUITE 1220  
ORLANDO, FLORIDA 32801  
THE PLAZA SOUTH TOWER

**ANIMAL AQUATIC ENGINEER**  
SATCHEL ENGINEERING & ASSOCIATES  
2890 S. SANTE FE AVE SUITE 108  
SAN MARCOS, CALIFORNIA 92069

**THEATRICAL ENGINEER**  
ALL-PRO INTEGRATION SYSTEMS  
808 BEVELY PARKWAY  
PENSACOLA, FLORIDA 32505

**KITCHEN CONSULTANT**  
UNI-SOURCE SUPPLY INTERNATIONAL, INC.  
2055 W 73RD STREET  
MIAMI, FLORIDA 33166

**WATERPARK CONSULTANT**  
WHETHERK  
180-6651 FRASERWOOD PLACE  
RICHMOND, BC V6V1J3



**CONSTRUCTION:** 4" POLYURETHANE FOAM IN PLACE PANELS, R-VALUE R28 FOR COOLER AND R32 FOR FREEZER, ASTM E84 / UL 723 INNER FOAM CORE; FLAME SPREAD 425, SMOKE DEVELOPED 5450

PANEL FINISHES	DOOR DESCRIPTION	ACCESSORIES
WALL INTERIOR: ACRYLUM OR G90 GALVANIZED - 26 GA - STUCCO EMBOSSED WALL EXTERIOR: ACRYLUM OR G90 GALVANIZED - 26 GA - STUCCO EMBOSSED	COOLER DOOR: INTERIOR FINISH: ACRYLUM OR G90 GALVANIZED - 26 GA - STUCCO EMBOSSED EXTERIOR FINISH: ACRYLUM OR G90 GALVANIZED - 26 GA - STUCCO EMBOSSED	HINGE 1235 - CHAM LET - BRUSHED CHROME DOOR CLOSER 104 - WHOOK - BRUSHED CHROME HANDLE 1229C - KEY LOCK - BRUSHED CHROME DIAMOND TREAD KICKPLATE - 38" HIGH - INTXEXT LIGHT 1894G - VAPOR PROOF LIGHT/THERMOMETER - LED - SINGLE POLE (1) CONDUIT THROUGH TOP OF DOOR (PER DOOR)
CEILING INTERIOR: ACRYLUM OR G90 GALVANIZED - 26 GA - STUCCO EMBOSSED CEILING EXTERIOR: ACRYLUM OR G90 GALVANIZED - 26 GA - STUCCO EMBOSSED		
FLOOR INTERIOR: ALUMINUM .807" - SMOOTH - NSF FLOOR EXTERIOR: ACRYLUM OR G90 GALVANIZED - 26 GA - STUCCO EMBOSSED		

**WALK-IN ACCESSORIES**

- (1) - EA AIR CURTAIN PLASTIC STRIP (UP TO 41" X 80" DOOR)
- (1) - EA 34" INTERIOR RAMP
- (20) - SQ.FT. TRIM STRIPS - MATCHING EXTERIOR FINISH
- (16) - SQ.FT. CLOSURE PANELS - MATCHING EXTERIOR FINISH

**GENERAL NOTES**

FLOOR MUST BE LEVEL WITHIN 3/16" PER 10', SMOOTH, AND CLEAR OF OBSTRUCTIONS PRIOR TO INSTALLING WALK-IN PANELS.

A 2" MINIMUM GAP ALL AROUND WALK-IN IS REQUIRED FOR PROPER AIR CIRCULATION. HIGH HUMIDITY ENVIRONMENTS MAY REQUIRE FORCED VENTILATION IN GAP TO PREVENT CONDENSATION.

FLOOR PANELS (WHEN PROVIDED) ARE DESIGNED TO WITHSTAND A 600 POUND PER SQUARE FOOT STATIONARY LOAD. DAMAGE DUE TO FORKLIFTS, PALLET JACKS, CARTS, OR ANY TYPE OF ROLLING TRAFFIC IS NOT COVERED BY WARRANTY.

FLOOR PANELS (WHEN PROVIDED) ARE DESIGNED TO WITHSTAND A 600 POUND PER SQUARE FOOT STATIONARY LOAD. DAMAGE DUE TO FORKLIFTS, PALLET JACKS, CARTS, OR ANY TYPE OF ROLLING TRAFFIC IS NOT COVERED BY WARRANTY.

STANDARD PANELS HAVE A STUCCO EMBOSSED FINISH (TEXTURE) THAT HELPS REDUCE IRREGULARITIES IN THE PANEL SURFACE. ON REQUEST WE WILL PROVIDE A NON-TEXTURED (SMOOTH FINISH). SMOOTH FINISH PANELS TYPICALLY EXPERIENCE WRINKLING AND OTHER FLATNESS IMPERFECTIONS SUCH AS OIL-CANNING WHICH IS NOT COVERED BY WARRANTY.

WALK-IN ROOF IS NOT DESIGNED FOR FOOT TRAFFIC OR STORAGE. SNOW/ICE LOADS (OUTDOOR BOXES) TO AVOID CEILING FAILURE/COLLAPSE DUE TO SNOW OR ICE (NOT COVERED BY PANEL WARRANTY). SNOW OR ICE ACCUMULATION OF MORE THAN 3" MUST BE CAREFULLY REMOVED IN A MANNER WHICH DOES NOT CAUSE DAMAGE OR TEAR THE MEMBRANE ROOF COVER.

FOR QUARRY TILE OR CONCRETE FLOORS, THE METAL FACING MAY BE SUSCEPTIBLE TO STAINING DUE TO MOISTURE CREATED BY HYDRATION OF CONCRETE-TYPE MATERIALS. EACH ROOM MUST BE PROPERLY VENTILATED AND SPECIAL PRECAUTIONS TAKEN WHEN USING MURIATIC ACID DUE TO ITS EFFECTS ON ALUMINUM, GALVANIZED STEEL, AND STAINLESS STEEL.

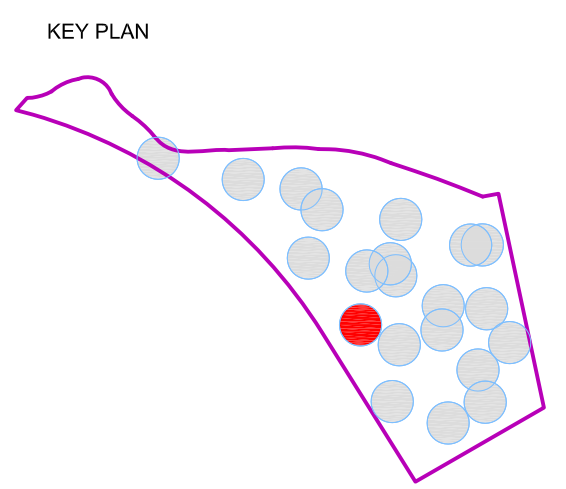
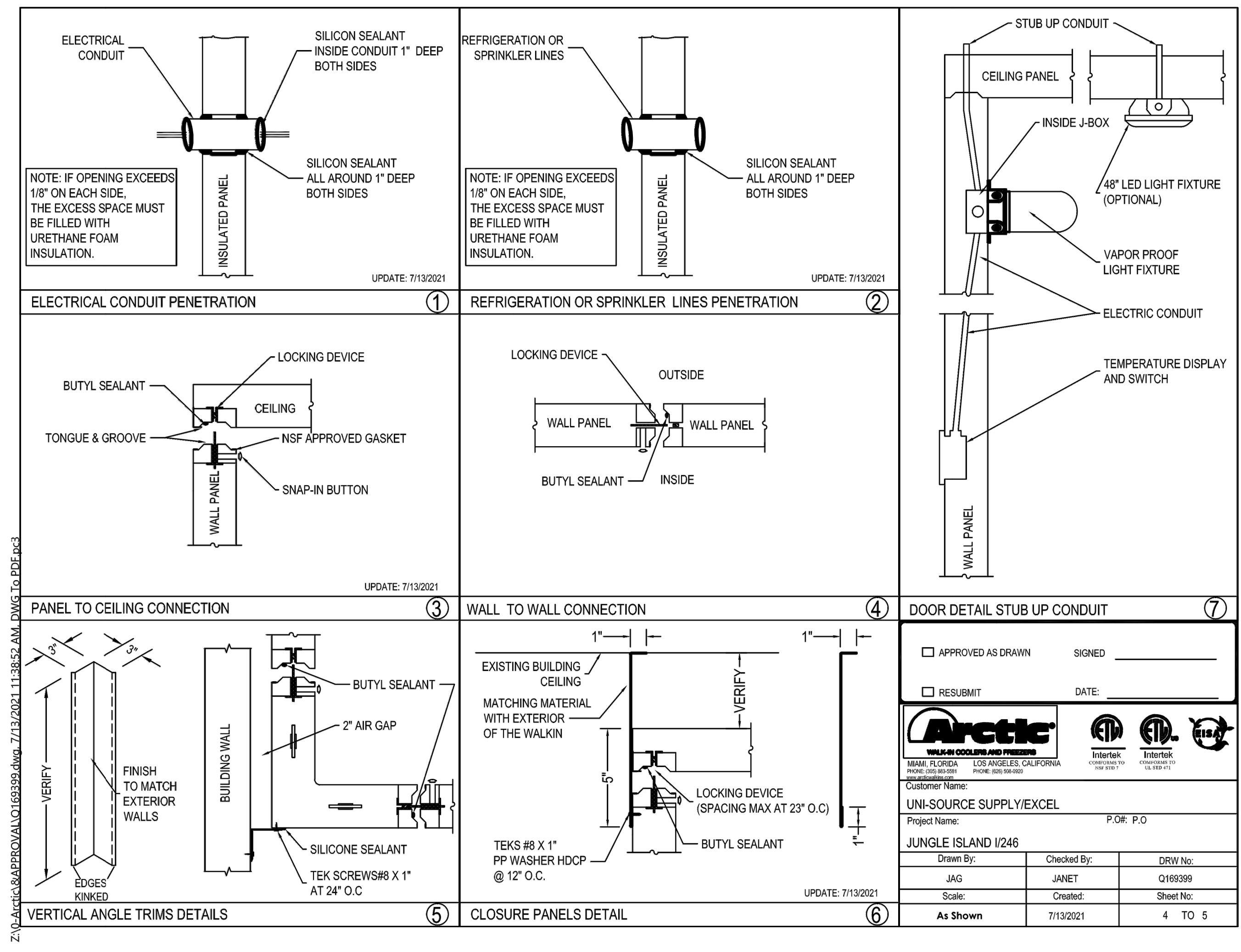
METAL SURFACE MUST BE PROTECTED FROM LIME AND CONCRETE RELATED COMPONENTS. PROTECTION OF ONE OF THE FOLLOWING TYPES MUST BE APPLIED BETWEEN THE CONCRETE AND METAL SURFACES: LIQUID TAR BRUSHED OR SPRAYED ABOVE THE CONCRETE LINE, HEAVY EPOXY PAINT, 6 MIL POLYETHYLENE, OR A DOUBLE LAYER OF 30 LB ASPHALT IMPREGNATED ROOFING PAPER.

**REFRIGERATION SPECIFICATIONS**

ITEM	QTY	HP	MANUFACTURE	MODEL	REFRIG	V/PH	MCA	FANS	CONNECTION	DIMENSIONS(IN)			
									INLET	SUCTION	LENGTH	DEEP	HEIGHT
1	1		RUSSELL C/U	RFO100M4SDANT	R404A	208/230/1/60	15.0		3/8	5/8	28 1/4	18 3/4	
2	1		RUSSELL COIL	RL6A094ADARE		115/1160 EC	15.0	2	3/8	5/8	43 5/8	12 1/2	18 3/4

**ACCESSORIES**

(1) COMPRESSOR STAND U.L. 24X36 LONG W/18 LEGS
--



**REVISION**

NO.	DESCRIPTION	DATE

HKS PROJECT NUMBER  
**24391.000**  
DATE  
**11/19/2021**  
ISSUE  
**100% CONSTRUCTION DOCUMENTS**  
SHEET TITLE  
**Walk-in Refrigeration**

**58 Restrooms / Mech / Lockers / F&B**  
**Not to Scale**

**ARCHITECT**

HKS ARCHITECTS, INC.  
#AA F000119  
2020 SALZEDO STREET, 4TH FLOOR  
CORAL GABLES, FLORIDA, 33134

**STRUCTURAL ENGINEER**

DESMONE CONSULTING ENGINEERS  
600 BRICKELL AVENUE, 6TH FLOOR  
MIAMI, FLORIDA, 33131

**MEP / LV / LIGHTING ENGINEER**

EXP  
241 NORTH BROADWAY SUITE 203  
MILWAUKEE, WISCONSIN 53202

**LANDSCAPE ARCHITECT**

EDSA  
1512 E. BROWARD BOULEVARD, SUITE 110  
FOR LAUDERDALE, FLORIDA 33301



**PROJECT LOCATION**

JUNGLE ISLAND  
1111 PARROT JUNGLE TRAIL  
MIAMI, FLORIDA 33132

**OWNER**

ESJ CAPITAL PARTNERS  
19950 W. COUNTRY CLUB DR #800  
AVENTURA, FLORIDA 33180

**OWNER CONSULTANTS:**

**OWNER REPRESENTATIVE**

GARDINER & THEOBALD  
350 LINCOLN ROAD  
MIAMI BEACH, FLORIDA 33139

**CIVIL ENGINEER**

LANGAN  
PARKSIDE CORPORATE CENTER  
15150 NW 75 COURT, SUITE 200  
MIAMI LAKES, FLORIDA 33116

**AQUATIC ENGINEER**

MARTIN AQUATIC DESIGN & ENGINEERING  
189 SOUTH ORANGE AVENUE, SUITE 1220  
ORLANDO, FLORIDA 32801

**ANIMAL AQUATIC ENGINEER**

SATCHELL ENGINEERING & ASSOCIATES  
2890 S. SANTE FE AVE SUITE 108  
SAN MARCOS, CALIFORNIA 92069

**THEATRICAL ENGINEER**

ALL-PRO INTEGRATION SYSTEMS  
808 BEVERLY PARKWAY  
PENSACOLA, FLORIDA 32505

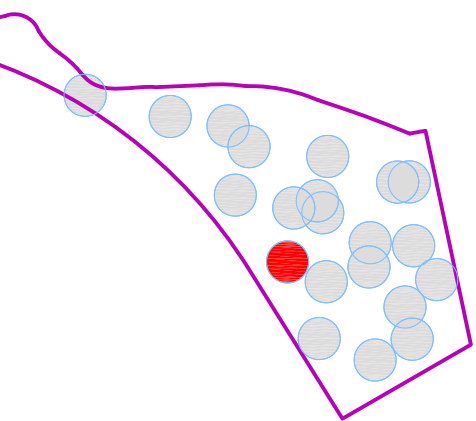
**KITCHEN CONSULTANT**

UNI-SOURCE SUPPLY INTERNATIONAL, INC.  
2055 W 73RD STREET  
MIAMI, FLORIDA 33316

**WATERPARK CONSULTANT**

WHITEWATER  
180-6651 FRASERWOOD PLACE  
RICHMOND, BC V6W1J3

**KEY PLAN**



**REVISION**

NO.	DESCRIPTION	DATE

**HKS PROJECT NUMBER**

**24391.000**

**DATE**

**11/19/2021**

**ISSUE**

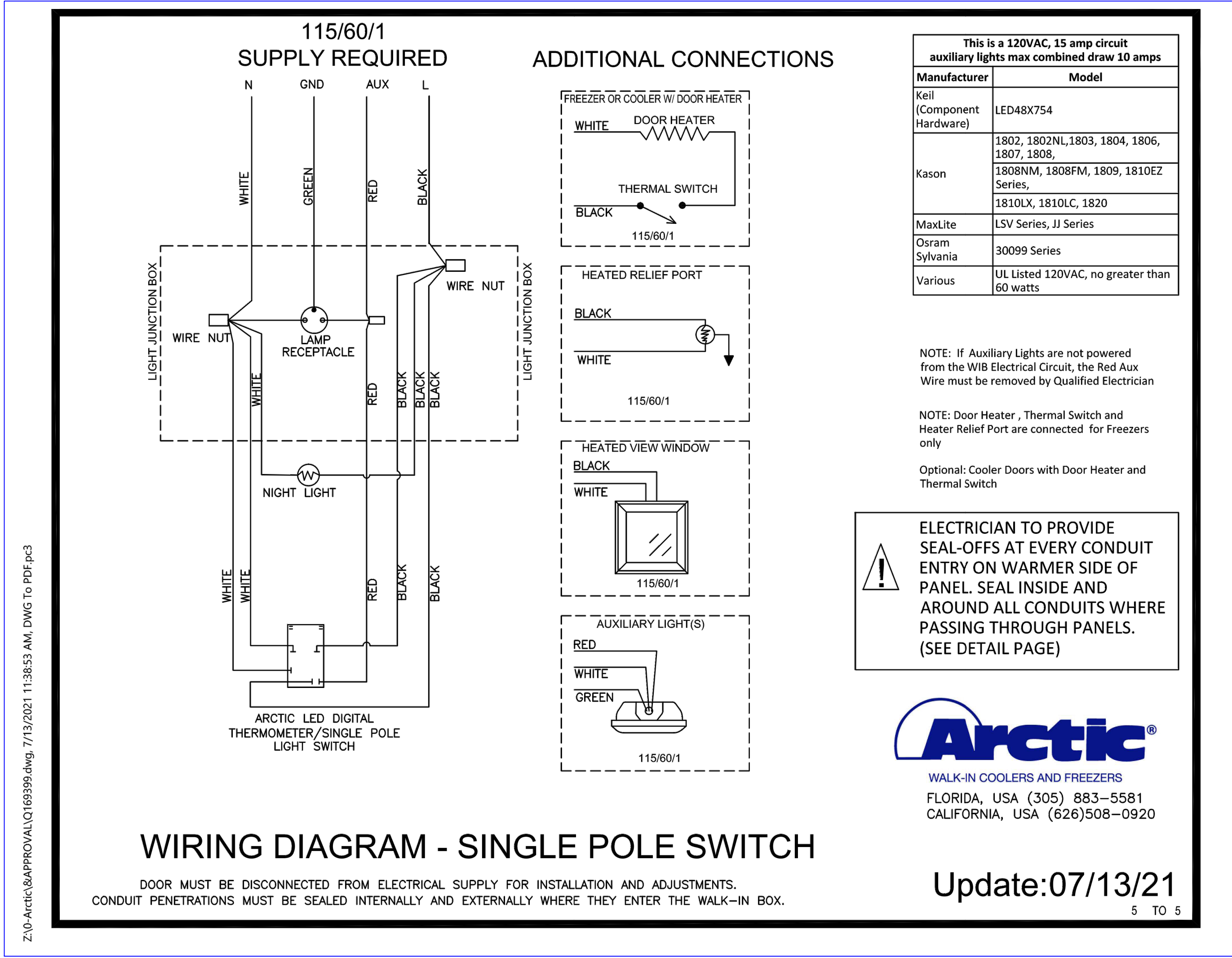
**100% CONSTRUCTION DOCUMENTS**

**SHEET TITLE**

**Walk-in Refrigeration**

**SHEET NO.**

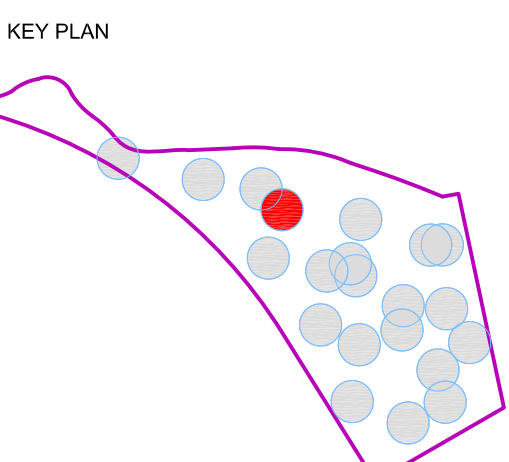
**58.K7.2**



**58 Restrooms / Mech  
/ Lockers / F&B**

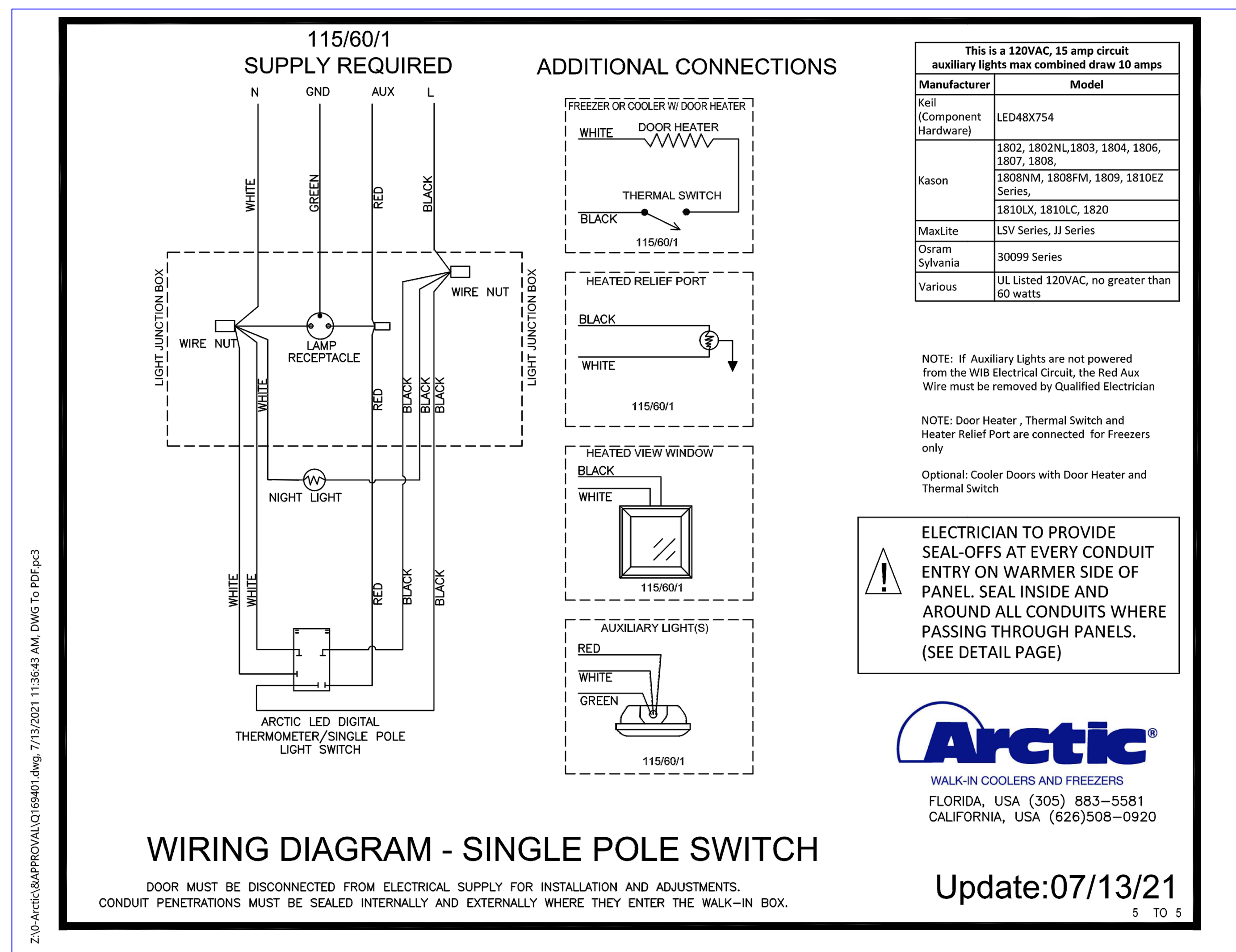
**Not to Scale**



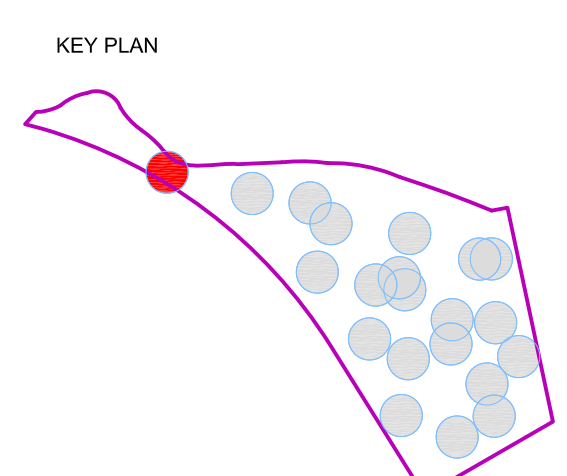


REVISION NO.	DESCRIPTION	DATE

HKS PROJECT NUMBER  
**24391.000**  
DATE  
**11/19/2021**  
ISSUE  
**100% CONSTRUCTION DOCUMENTS**  
SHEET TITLE  
**Walk-in Refrigeration**

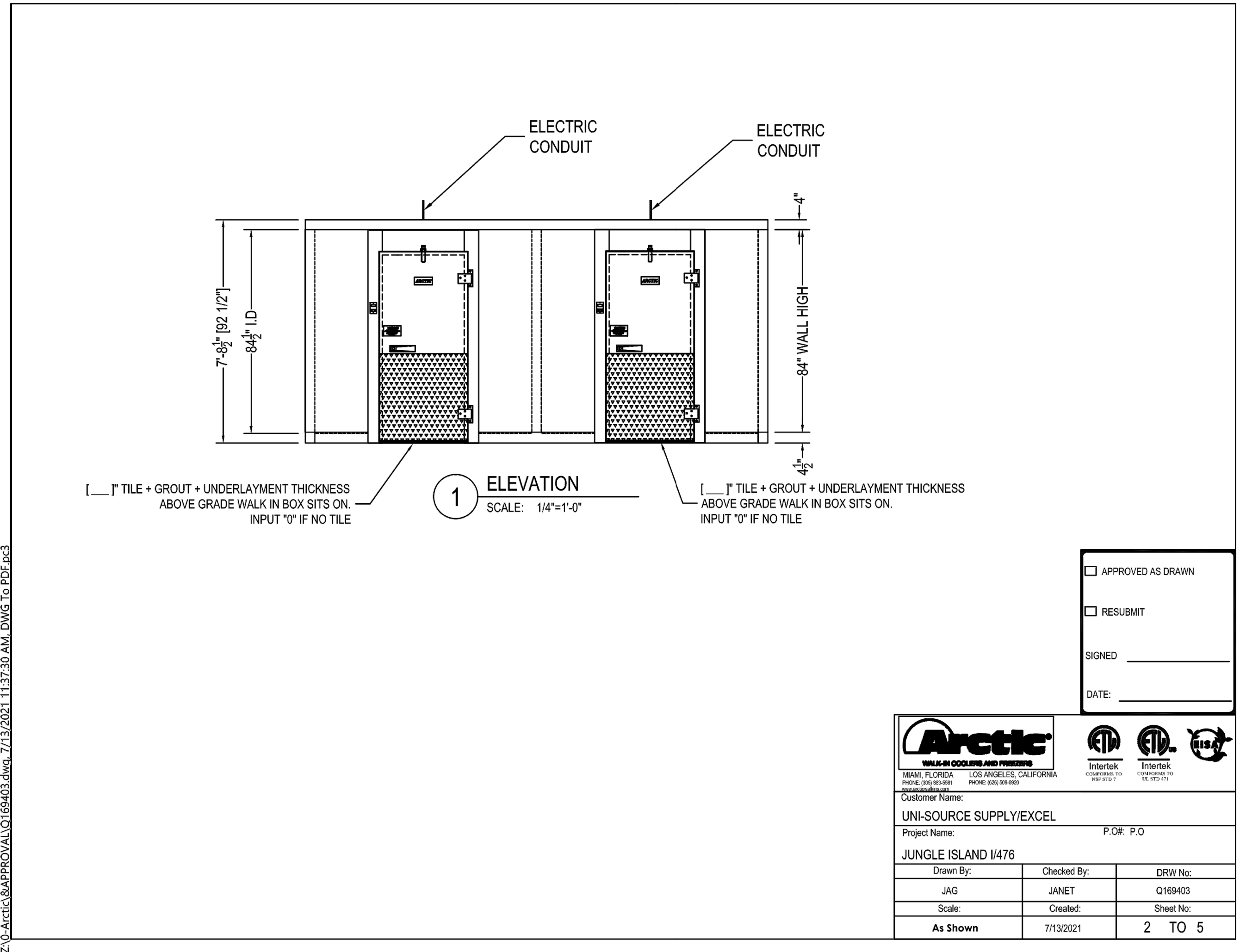
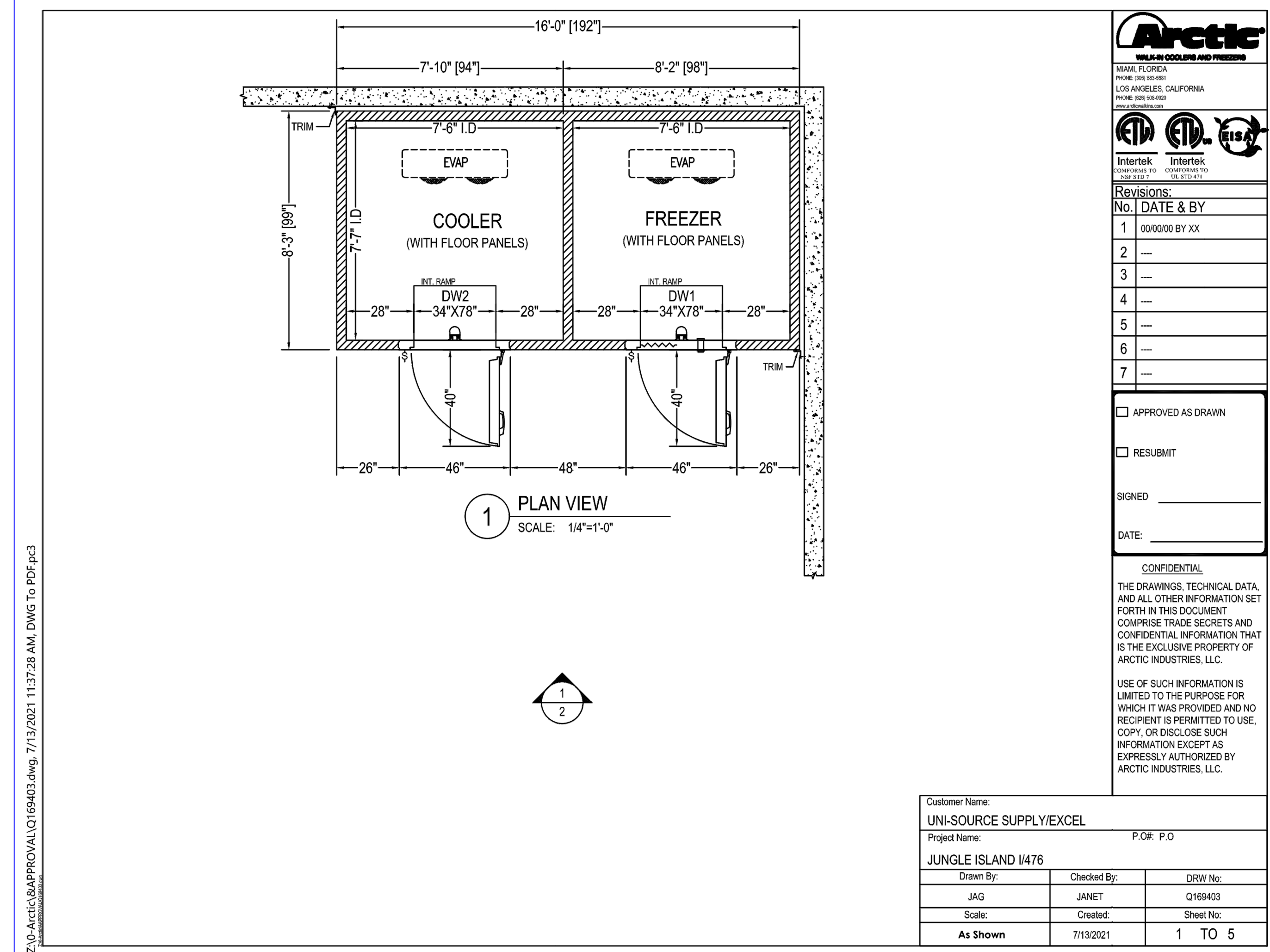


Z:\p\arctic\6\APPROVAL\0169401.dwg, 7/13/2021 11:36:43 AM, DWG TO PDF.PC3



REVISION

NO.	DESCRIPTION	DATE



**CONSTRUCTION:** 4" POLYURETHANE FOAM IN PLACE PANELS, R-VALUE R20 FOR COOLER AND R32 FOR FREEZER, ASTM E84 / UL 721 INNER FOAM CORE- FLAME SPREAD 425, SMOKE DEVELOPED 5450

PANEL FINISHES		DOOR DESCRIPTION
WALL INTERIOR:	ACRYLUM OR GRG GALVANIZED - 26 GA - STUCCO EMBOSSED	FREEZER DOOR: INTERIOR FINISH: ACRYLUM OR GRG GALVANIZED - 26 GA - STUCCO EMBOSSED
WALL EXTERIOR:	ACRYLUM OR GRG GALVANIZED - 26 GA - STUCCO EMBOSSED	EXTERIOR FINISH: ACRYLUM OR GRG GALVANIZED - 26 GA - STUCCO EMBOSSED
WALL EXPOSED:	ACRYLUM OR GRG GALVANIZED - 26 GA - STUCCO EMBOSSED	COOLER DOOR: INTERIOR FINISH: ACRYLUM OR GRG GALVANIZED - 26 GA - STUCCO EMBOSSED
CEILING INTERIOR:	ACRYLUM OR GRG GALVANIZED - 26 GA - STUCCO EMBOSSED	EXTERIOR FINISH: ACRYLUM OR GRG GALVANIZED - 26 GA - STUCCO EMBOSSED
CEILING EXTERIOR:	ACRYLUM OR GRG GALVANIZED - 26 GA - STUCCO EMBOSSED	
FLOOR INTERIOR:	ALUMINUM - .067" - SMOOTH - NSF	
FLOOR EXTERIOR:	ACRYLUM OR GRG GALVANIZED - 26 GA - STUCCO EMBOSSED	

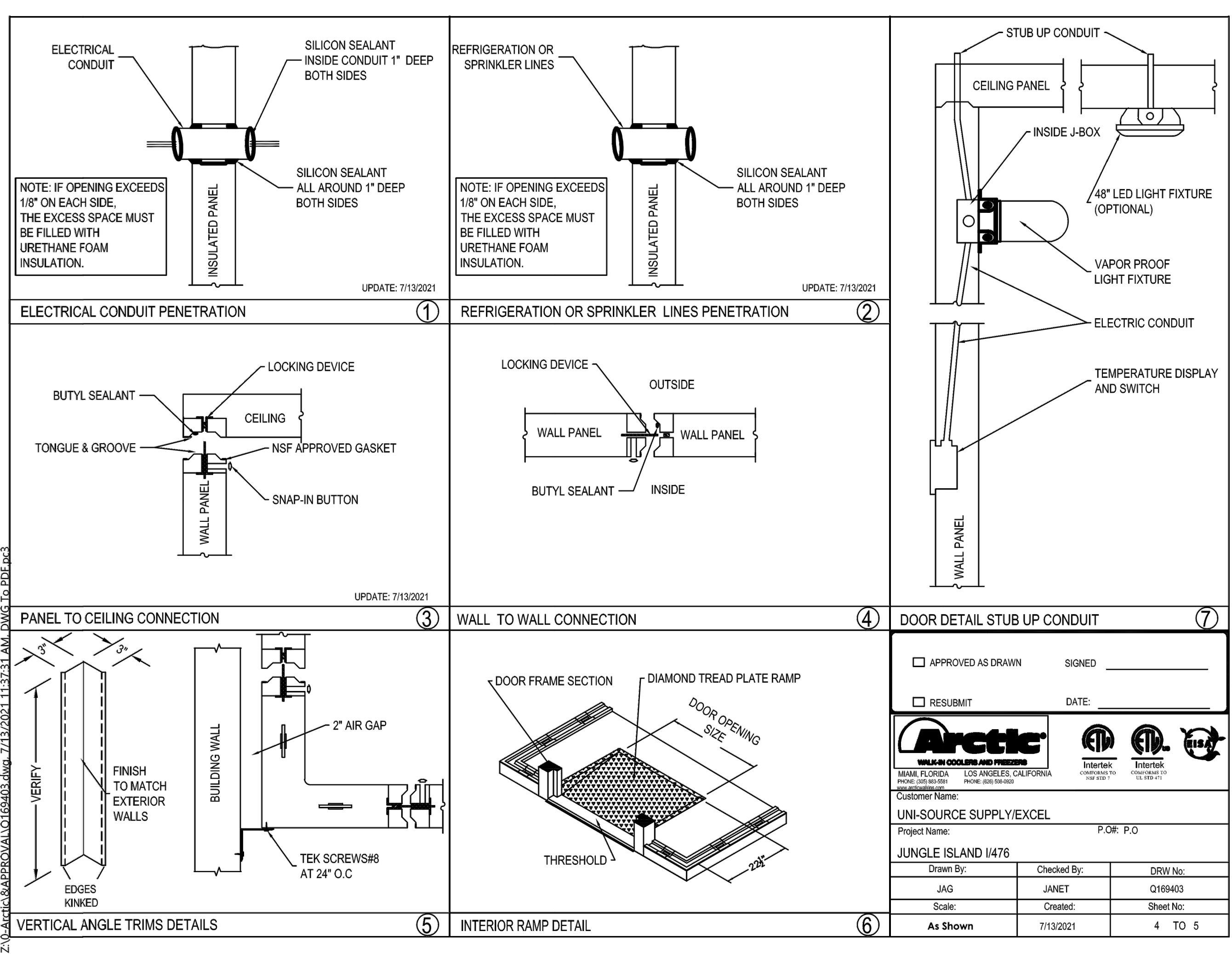
**WALK-IN ACCESSORIES**

( 2 ) - EA AIR CURTAIN, PLASTIC STRIP (UP TO 41" X 8' DOOR)  
( 2 ) - EA .54" INTERIOR RAMP  
( 20 ) - SQ.FT TRIM STRIPS - MATCHING EXTERIOR FINISH

**GENERAL NOTES**

FLOOR MUST BE LEVEL WITHIN 3/16" PER 10'. SMOOTH, AND CLEAR OF OBSTRUCTIONS PRIOR TO INSTALLING WALK-IN PANELS.  
A 2" MINIMUM GAP ALL AROUND WALK-IN IS REQUIRED FOR PROPER AIR CIRCULATION. HIGH HUMIDITY ENVIRONMENTS MAY REQUIRE FORCED VENTILATION IN GAP TO PREVENT CONDENSATION.  
FLOOR PANELS (WHEN PROVIDED) ARE DESIGNED TO WITHSTAND A 600 POUND PER SQUARE FOOT STATIONARY LOAD. DAMAGE DUE TO FORKLIFTS, PALLET JACKS, CARTS, OR ANY TYPE OF ROLLING TRAFFIC IS NOT COVERED BY WARRANTY.  
STANDARD PANELS HAVE A STUCCO-EMBOSSED FINISH (TEXTURE) THAT HELPS REDUCE IRREGULARITIES IN THE PANEL SURFACE. ON REQUEST WE WILL PROVIDE A NON-TEXTURED (SMOOTH FINISH). SMOOTH FINISH PANELS TYPICALLY EXPERIENCE WRINKLING AND OTHER FLATNESS IMPERFECTIONS SUCH AS OIL-CANNING WHICH IS NOT COVERED BY WARRANTY.  
WALK-IN ROOF IS NOT DESIGNED FOR FOOT TRAFFIC OR STORAGE. SNOW/ICE LOADS (OUTDOOR BOXES); TO AVOID CEILING FAILURE/COLLAPSE DUE TO SNOW OR ICE (NOT COVERED BY PANEL WARRANTY), SNOW OR ICE ACCUMULATION OF MORE THAN 3" MUST BE CAREFULLY REMOVED IN A MANNER WHICH DOES NOT CAUSE DAMAGE OR TEAR THE MEMBRANE ROOF COVER.  
FOR QUARRY TILE OR CONCRETE FLOORS, THE METAL FINISHING MAY BE SUSCEPTIBLE TO STAINING DUE TO MOISTURE CREATED BY HYDRATION OF CONCRETE-TYPE MATERIALS. EACH ROOM MUST BE PROPERLY VENTILATED AND SPECIAL PRECAUTIONS TAKEN WHEN USING MURIATIC ACID DUE TO ITS EFFECTS ON ALUMINUM, GALVANIZED STEEL, AND STAINLESS STEEL.  
METAL SURFACE MUST BE PROTECTED FROM LIME AND CONCRETE RELATED COMPONENTS. PROTECTION OF ONE OF THE FOLLOWING TYPES MUST BE APPLIED BETWEEN THE CONCRETE AND METAL SURFACES: LIQUID TAR BRUSHED OR SPRAYED ABOVE THE CONCRETE LINE, HEAVY EPOXY PAINT, 6 MIL POLYETHYLENE, OR A DOUBLE LAYER OF 30 LB ASPHALT IMPREGNATED ROOFING PAPER.

REFRIGERATION SPECIFICATIONS							
QTY	HP	MANUFACTURE	MODEL	REFRIG	V/PH	MCA/FANS	CONNECTION
<b>ROLL REMOTE PREASSEMBLED, ECONET AIR-COOLED, 35" OUTDOOR</b>							
1	3/4	RUSSELL CUJ	RFO080M4SDANT	R404A	208/230/1/60	15.0	3/8 5/8 26 1/4 28 1/4 18 3/4
2	1	RUSSELL COIL	RL6A073ADARE		115/1/60 EC	15.0	2 3/8 5/8 43 5/8 12 1/2 18 3/4
<b>ACCESSORIES:</b> (1) COMPRESSOR STAND U.L. 24X36LONG W/18 LEGS							
<b>ROLL REMOTE PREASSEMBLED, ECONET AIR-COOLED, 10" P, OUTDOOR</b>							
3	1	RUSSELL CUJ	RFO250L4SDANT	R404A	208/230/1/60	32.0	3/8 7/8 38 1/4 28 1/4 21 1/4
4	1	RUSSELL COIL	RL6E077DDARE		208/230/1/60 EC	10.8	2 3/8 5/8 43 5/8 15 1/2 18 3/4
<b>ACCESSORIES:</b> (1) 6" DRAIN LINE HEATER (1) COMPRESSOR STAND U.L. 36X72LONG W/18 LEGS							



# 63 Joia Beach Kitchen Building / Deck

## Not to Scale

**ARCHITECT**

HKS ARCHITECTS, INC.  
#AA F000119  
2020 SALZEDO STREET, 4TH FLOOR  
CORAL GABLES, FLORIDA 33134

**STRUCTURAL ENGINEER**

DESMONE CONSULTING ENGINEERS  
600 BRICKELL AVENUE, 6TH FLOOR  
MIAMI, FLORIDA 33131

**MEP / LV / LIGHTING ENGINEER**

EXP  
241 NORTH BROADWAY SUITE 203  
MILWAUKEE, WISCONSIN 53202

**LANDSCAPE ARCHITECT**

EDSA  
1512 E. BROWARD BOULEVARD, SUITE 110  
FOR LAUDERDALE, FLORIDA 33301



**PROJECT LOCATION**

JUNGLE ISLAND  
1111 PARROT JUNGLE TRAIL  
MIAMI, FLORIDA 33132

**OWNER**

ESJ CAPITAL PARTNERS  
19950 W. COUNTRY CLUB DR #800  
AVENTURA, FLORIDA 33180

**OWNER CONSULTANTS:**

**OWNER REPRESENTATIVE**

GARDINER & THEOBALD  
350 LINCOLN ROAD  
MIAMI BEACH, FLORIDA 33139

**CIVIL ENGINEER**

LANGAN  
PARKSIDE CORPORATE CENTER  
15150 NW 75 COURT, SUITE 200  
MIAMI LAKES, FLORIDA 33116

**AQUATIC ENGINEER**

MARTIN AQUATIC DESIGN & ENGINEERING  
189 SOUTH ORANGE AVENUE, SUITE 1220  
ORLANDO, FLORIDA 32801

**ANIMAL AQUATIC ENGINEER**

SATCHELL ENGINEERING & ASSOCIATES  
2890 S. SANTE FE AVE SUITE 108  
SAN MARCOS, CALIFORNIA 92069

**THEATRICAL ENGINEER**

ALL-PRO INTEGRATION SYSTEMS  
808 BEVERLY PARKWAY  
PENSACOLA, FLORIDA 32505

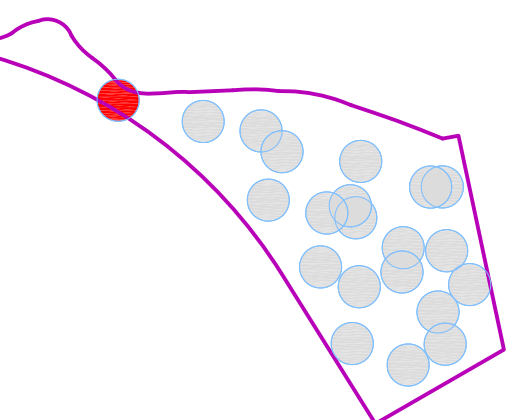
**KITCHEN CONSULTANT**

UNI-SOURCE SUPPLY INTERNATIONAL, INC.  
2055 W 73RD STREET  
MIAMI, FLORIDA 33116

**WATERPARK CONSULTANT**

WHITEWATER  
180-6651 FRASERWOOD PLACE  
RICHMOND, BC V6W1J3

**KEY PLAN**



**REVISION**

NO. DESCRIPTION DATE

NO.	DESCRIPTION	DATE

**HKS PROJECT NUMBER**

**24391.000**

**DATE**

**11/19/2021**

**ISSUE**

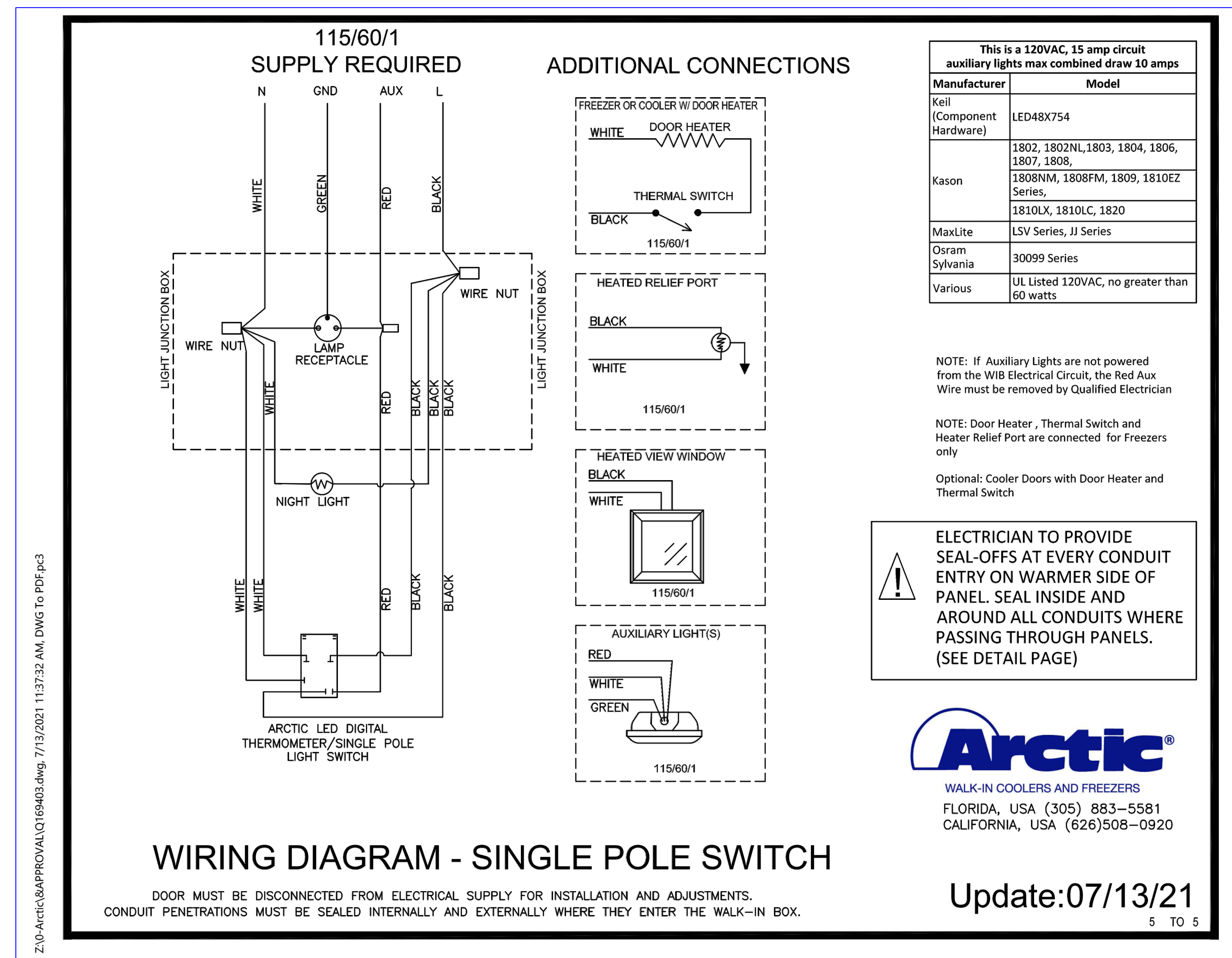
**100% CONSTRUCTION DOCUMENTS**

**SHEET TITLE**

**Walk-in Refrigeration**

**SHEET NO.**

**63.K7.6**



**63 Joia Beach Kitchen Building / Deck**

**Not to Scale**





**ARCHITECT**

HKS ARCHITECTS, INC.  
#AA F000119  
2025 SALZEDO STREET, 4TH FLOOR  
CORAL GABLES, FLORIDA 33134

**STRUCTURAL ENGINEER**

DESMONE CONSULTING ENGINEERS  
600 BRICKELL AVENUE, 6TH FLOOR  
MIAMI, FLORIDA 33131

**MEP / LV / LIGHTING ENGINEER**

EXP  
241 NORTH BROADWAY SUITE 203  
MILWAUKEE, WISCONSIN 53202

**LANDSCAPE ARCHITECT**

EDSA  
1512 E. BROWARD BOULEVARD, SUITE 110  
FOR LAUDERDALE, FLORIDA 33301



**PROJECT LOCATION**

JUNGLE ISLAND  
1111 PARROT JUNGLE TRAIL  
MIAMI, FLORIDA 33132

**OWNER**

ESJ CAPITAL PARTNERS  
19950 W. COUNTRY CLUB DR #800  
AVENTURA, FLORIDA 33180

**OWNER CONSULTANTS:**

**OWNER REPRESENTATIVE**

GARDNER & THEOBALD  
350 LINCOLN ROAD  
MIAMI BEACH, FLORIDA 33139

**CIVIL ENGINEER**

LANGAN  
PARKSIDE CORPORATE CENTER  
15150 NW 75 COURT, SUITE 200  
MIAMI LAKES, FLORIDA 33116

**AQUATIC ENGINEER**

MARTIN AQUATIC DESIGN & ENGINEERING  
189 SOUTH ORANGE AVENUE, SUITE 1220  
ORLANDO, FLORIDA 32801

**ANIMAL AQUATIC ENGINEER**

SATCHELL ENGINEERING & ASSOCIATES  
2890 S. SANTE FE AVE SUITE 108  
SAN MARCOS, CALIFORNIA 92069

**THEATRICAL ENGINEER**

ALL-PRO INTEGRATION SYSTEMS  
806 BEVERLY PARKWAY  
PENSACOLA, FLORIDA 32505

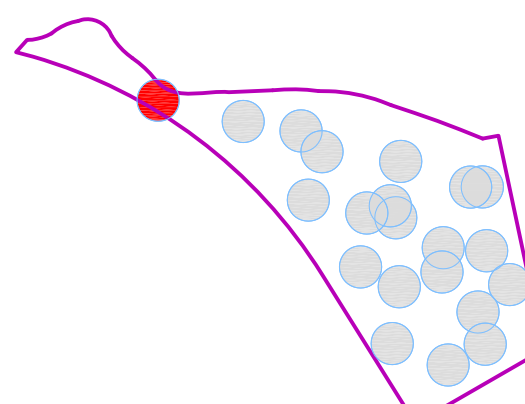
**KITCHEN CONSULTANT**

UNI-SOURCE SUPPLY INTERNATIONAL, INC.  
2055 W 73RD STREET  
MIAMI, FLORIDA 33016

**WATERPARK CONSULTANT**

WHITEWATER  
180-6651 FRASERWOOD PLACE  
RICHMOND, BC V6W1J3

**KEY PLAN**



**REVISION**

NO. DESCRIPTION DATE

NO.	DESCRIPTION	DATE

**HKS PROJECT NUMBER**

**24391.000**

**DATE**

**11/19/2021**

**ISSUE**

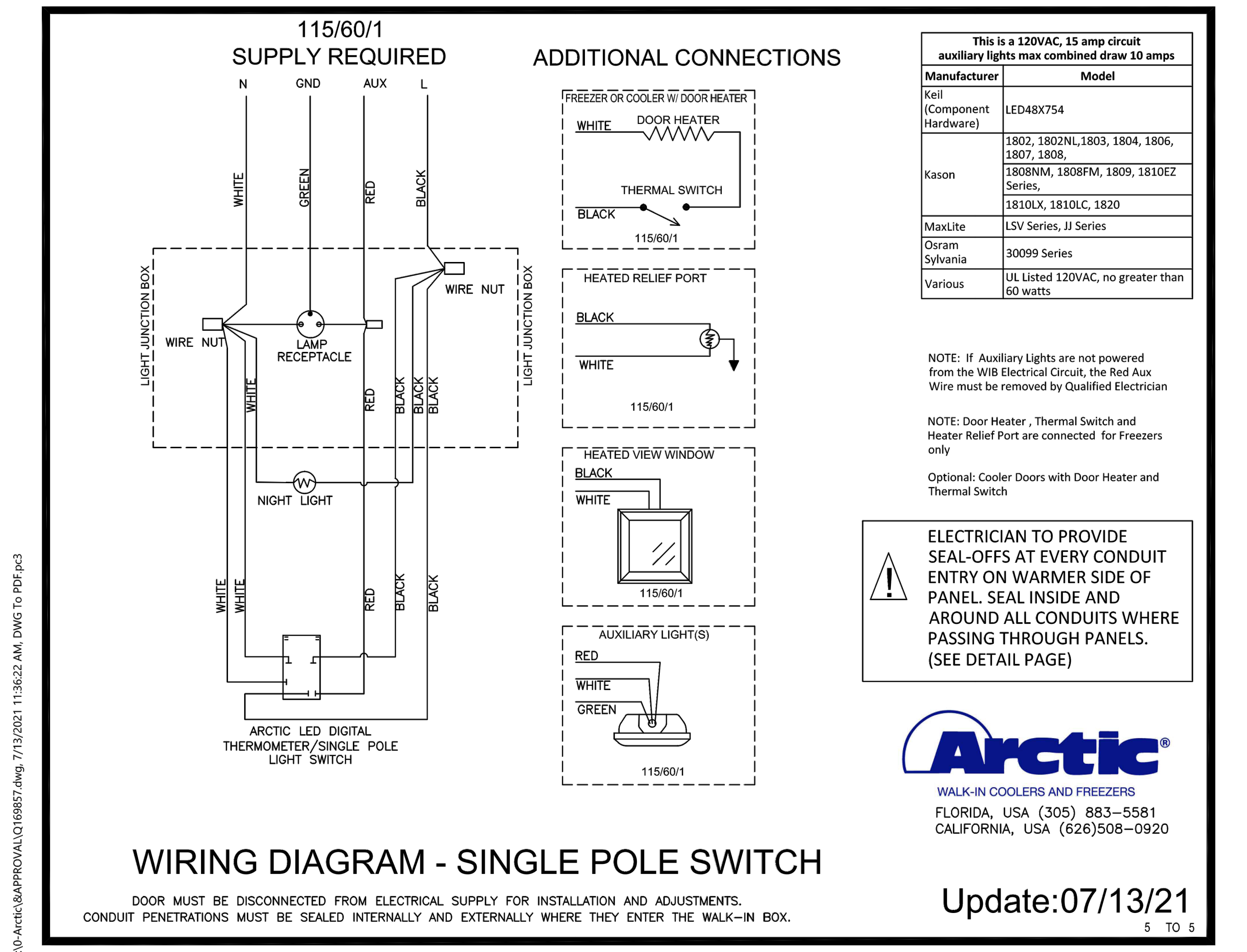
**100% CONSTRUCTION DOCUMENTS**

**SHEET TITLE**

**Walk-in Refrigeration**

**SHEET NO.**

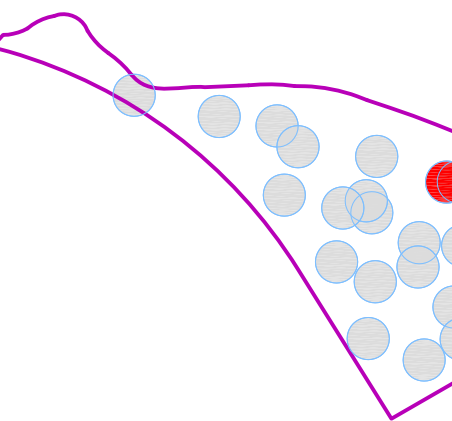
**63.K7.8**



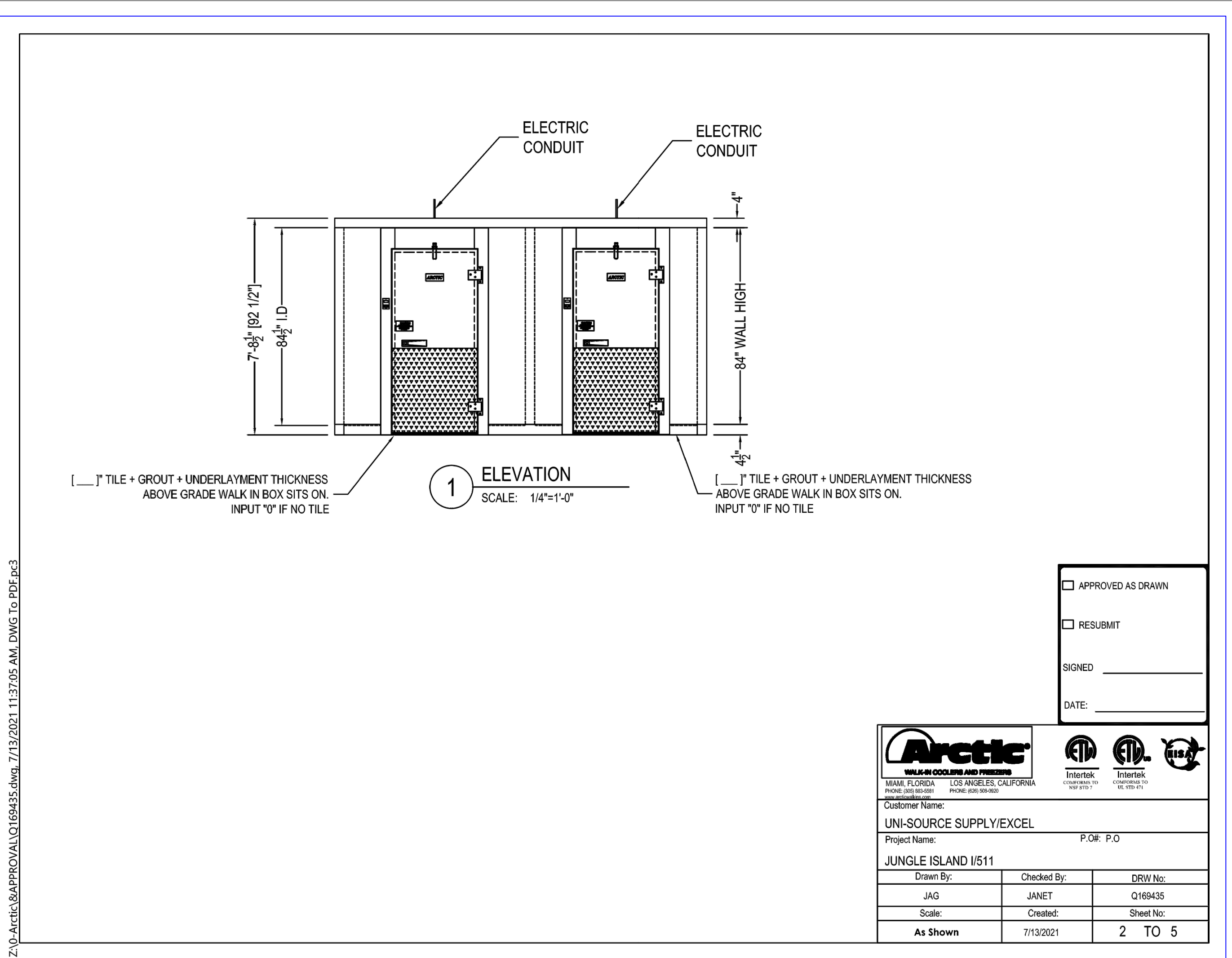
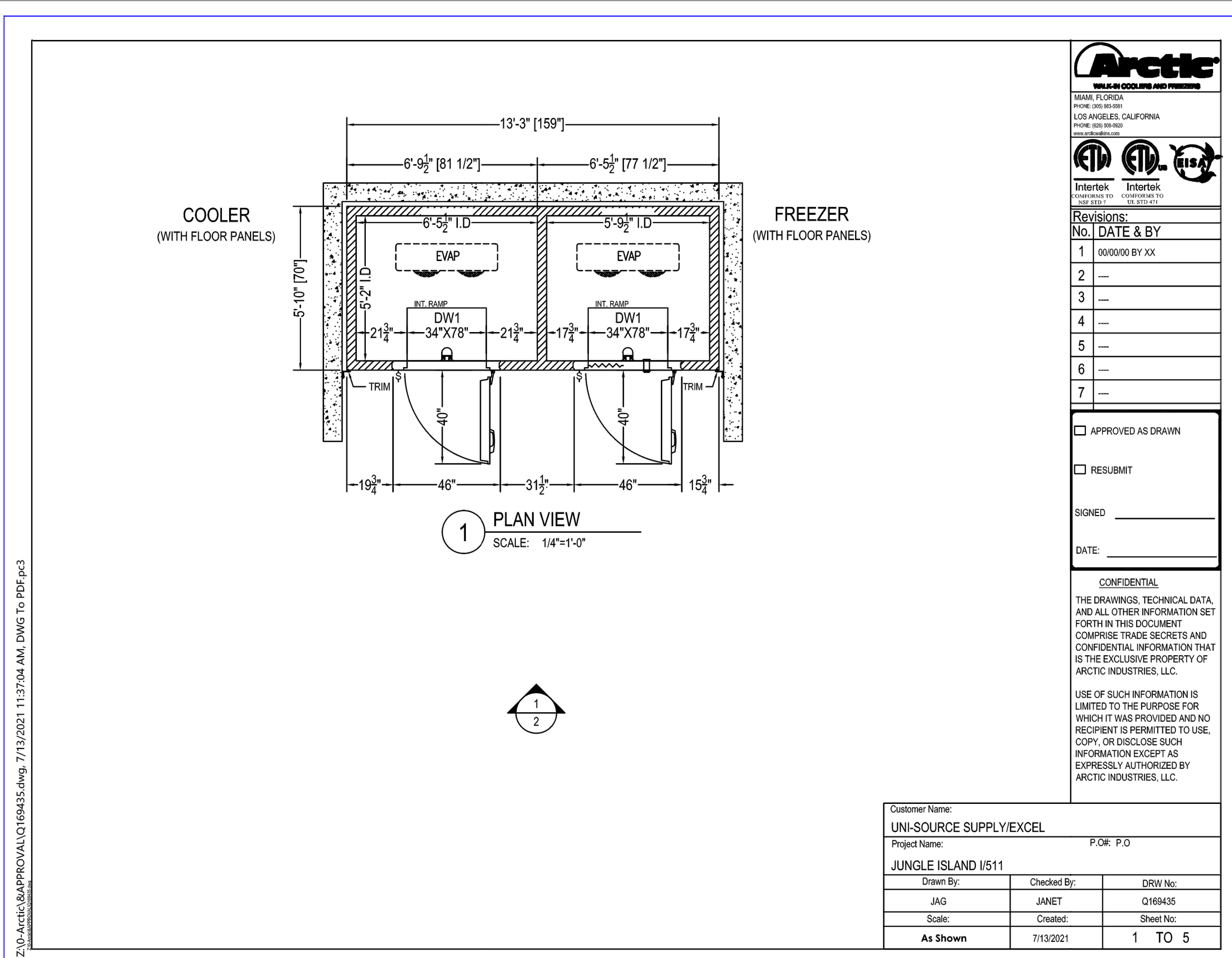
Z:\D-Projects\63\APPROVAL\6306857.dwg\_7/13/2021 11:36:22 AM DWG to PDF.pcd

**63 Joia Beach Kitchen Building / Deck**

**Not to Scale**



REVISION NO.	DESCRIPTION	DATE



**CONSTRUCTION:** 4" POLYURETHANE FOAM IN PLACE PANELS, R-VALUE R28 FOR COOLER AND R32 FOR FREEZER, ASTM E84 UL 723 INNER FOAM CORE, FLAME SPREAD 425, SMOKE DEVELOPED 5450

ITEM	QTY	HP	MANUFACTURE	MODEL	REFRIG	VP/H	MCA FANS	CONNECTION	DIMENSIONS(IN)
								INLET SUCTION LENGTH DEEP HEIGHT	
SCROLL REMOTE PREASSEMBLED, ECONEER, AIR-COOLED, 35" OUTDOOR	1	3/4	RUSSELL COIL	RF0208M4SDANT	R404	208/230/1160	15.0	3/8 5/8 26 1/4 28 1/4 18 3/4	
SCROLL REMOTE PREASSEMBLED, ECONEER, AIR-COOLED, 19" OUTDOOR	2	1	RUSSELL COIL	RL84073ADARE	R404	115/160 EC	15.0	2 3/8 5/8 43 5/8 12 1/2 16 3/4	
ACCESSORIES (1) (1) COMPRESSOR STAND U/L 24K96L ONG W/16 LEGS									
SCROLL REMOTE PREASSEMBLED, ECONEER, AIR-COOLED, 19" OUTDOOR	3	1	RUSSELL COIL	RF0208L4SDANT	R404	208/230/1160	32.0	3/8 7/8 39 1/4 28 1/4 21 1/4	
SCROLL REMOTE PREASSEMBLED, ECONEER, AIR-COOLED, 19" OUTDOOR	4	1	RUSSELL COIL	RL8E077DDARE	R404	208/230/1160 EC	10.8	2 3/8 5/8 43 5/8 15 1/2 16 3/4	
ACCESSORIES (1) 6" DRAIN LINE HEATER									
ACCESSORIES (1) COMPRESSOR STAND U/L 36X72 LONG W/18 LEGS									

Customer Name	UNI-SOURCE SUPPLY/EXCEL				
Project Name	JUNGLE ISLAND I/511				
Drawn By:	JAG	Checked By:	JANET	Draw No.:	0169435
Scale:	As Shown	Created:	7/13/2021	Sheet No.:	1 TO 5

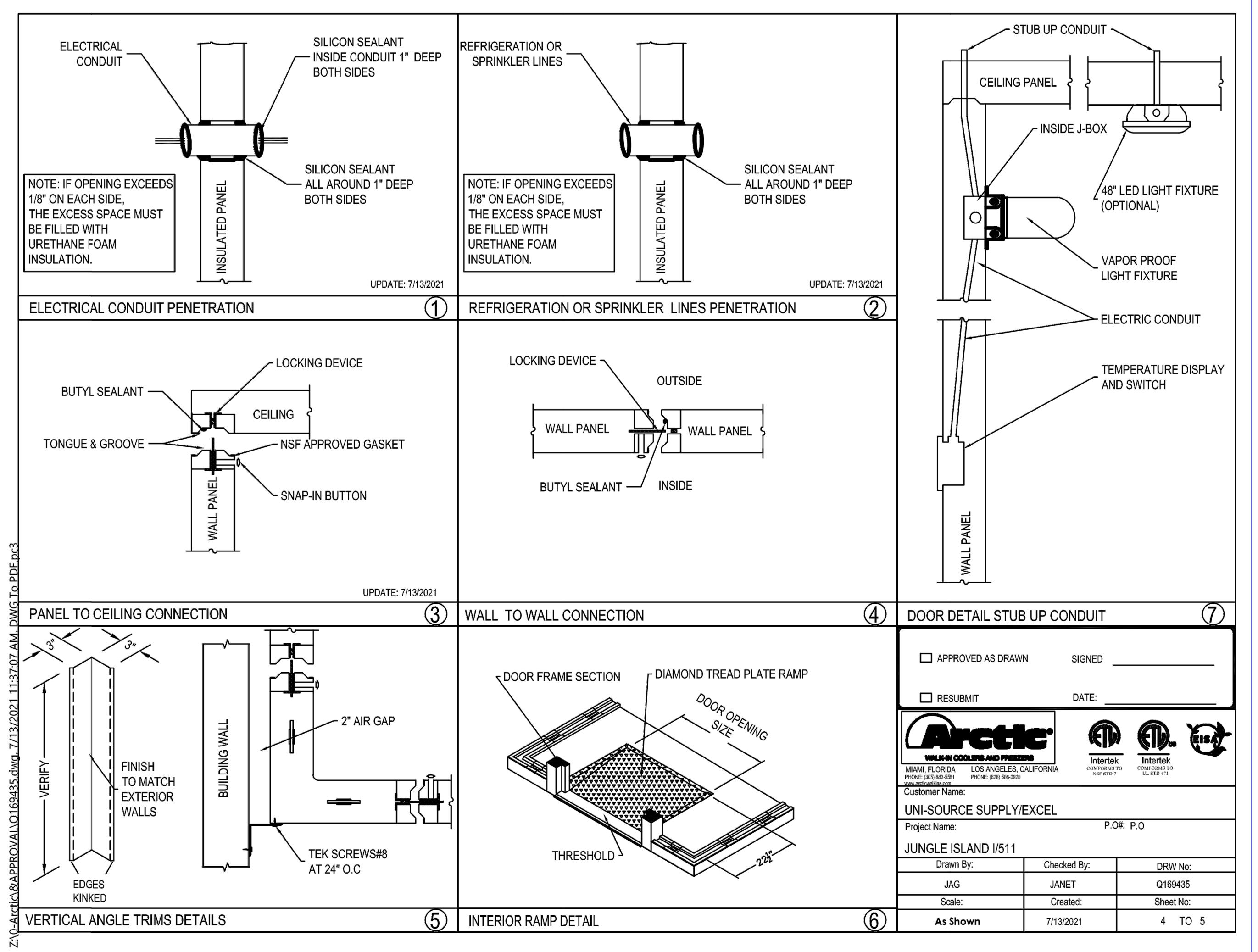
Customer Name	UNI-SOURCE SUPPLY/EXCEL				
Project Name	JUNGLE ISLAND I/511				
Drawn By:	JAG	Checked By:	JANET	Draw No.:	0169435
Scale:	As Shown	Created:	7/13/2021	Sheet No.:	2 TO 5

**REVISIONS:**

No.	DATE & BY
1	09/09/09 BY JXX
2	
3	
4	
5	
6	
7	

APPROVED AS DRAWN  
 RESUBMIT  
SIGNED: \_\_\_\_\_  
DATE: \_\_\_\_\_

**CONFIDENTIAL**  
THE DRAWINGS, TECHNICAL DATA, AND ALL OTHER INFORMATION SET FORTH IN THIS DOCUMENT COMPRISE TRADE SECRETS AND CONFIDENTIAL INFORMATION THAT IS THE EXCLUSIVE PROPERTY OF ARCTIC INDUSTRIES, LLC.  
USE OF SUCH INFORMATION IS LIMITED TO THE PURPOSE FOR WHICH IT WAS PROVIDED AND NO RECIPIENT IS PERMITTED TO USE, COPY, OR DISCLOSE SUCH INFORMATION EXCEPT AS EXPRESSLY AUTHORIZED BY ARCTIC INDUSTRIES, LLC.



**28 Main Aviary (Airstream & Food Truck)**

**Not to Scale**

**ARCHITECT**

HKS ARCHITECTS, INC.  
#AA F000119  
2020 SALZEDO STREET, 4TH FLOOR  
CORAL GABLES, FLORIDA 33134

**STRUCTURAL ENGINEER**

DESMONE CONSULTING ENGINEERS  
600 BRICKELL AVENUE, 6TH FLOOR  
MIAMI, FLORIDA 33131

**MEP / LV / LIGHTING ENGINEER**

EXP  
241 NORTH BROADWAY SUITE 203  
MILWAUKEE, WISCONSIN 53202

**LANDSCAPE ARCHITECT**

EDSA  
1512 E. BROWARD BOULEVARD, SUITE 110  
FOR LAUDERDALE, FLORIDA 33301



**PROJECT LOCATION**

JUNGLE ISLAND  
1111 PARROT JUNGLE TRAIL  
MIAMI, FLORIDA 33132

**OWNER**

ESJ CAPITAL PARTNERS  
19950 W. COUNTRY CLUB DR #800  
AVENTURA, FLORIDA 33180

**OWNER CONSULTANTS:**

**OWNER REPRESENTATIVE**

GARDINER & THEOBALD  
350 LINCOLN ROAD  
MIAMI BEACH, FLORIDA 33139

**CIVIL ENGINEER**

LANGAN  
PARKSIDE CORPORATE CENTER  
15150 NW 75 COURT, SUITE 200  
MIAMI LAKES, FLORIDA 33116

**AQUATIC ENGINEER**

MARTIN AQUATIC DESIGN & ENGINEERING  
189 SOUTH ORANGE AVENUE, SUITE 1220  
ORLANDO, FLORIDA 32801  
THE PLAZA SOUTH TOWER

**ANIMAL AQUATIC ENGINEER**

SATCHELL ENGINEERING & ASSOCIATES  
2890 S. SANTE FE AVE SUITE 108  
SAN MARCOS, CALIFORNIA 92069

**THEATRICAL ENGINEER**

ALL-PRO INTEGRATION SYSTEMS  
808 BEVERLY PARKWAY  
PENSACOLA, FLORIDA 32505

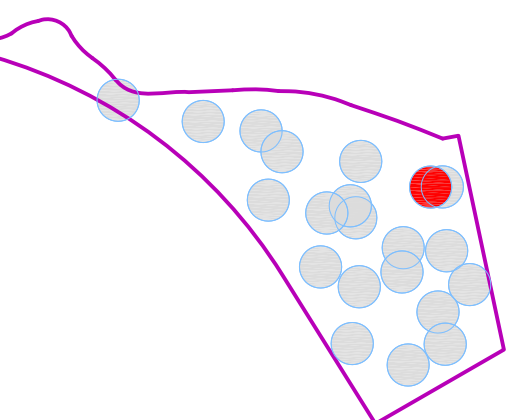
**KITCHEN CONSULTANT**

UNI-SOURCE SUPPLY INTERNATIONAL, INC.  
2055 W 73RD STREET  
MIAMI, FLORIDA 33016

**WATERPARK CONSULTANT**

WHITEWATER  
180-6651 FRASERWOOD PLACE  
RICHMOND, BC V6W1J3

**KEY PLAN**



**REVISION**

NO.	DESCRIPTION	DATE

**HKS PROJECT NUMBER**

**24391.000**

**DATE**

**11/19/2021**

**ISSUE**

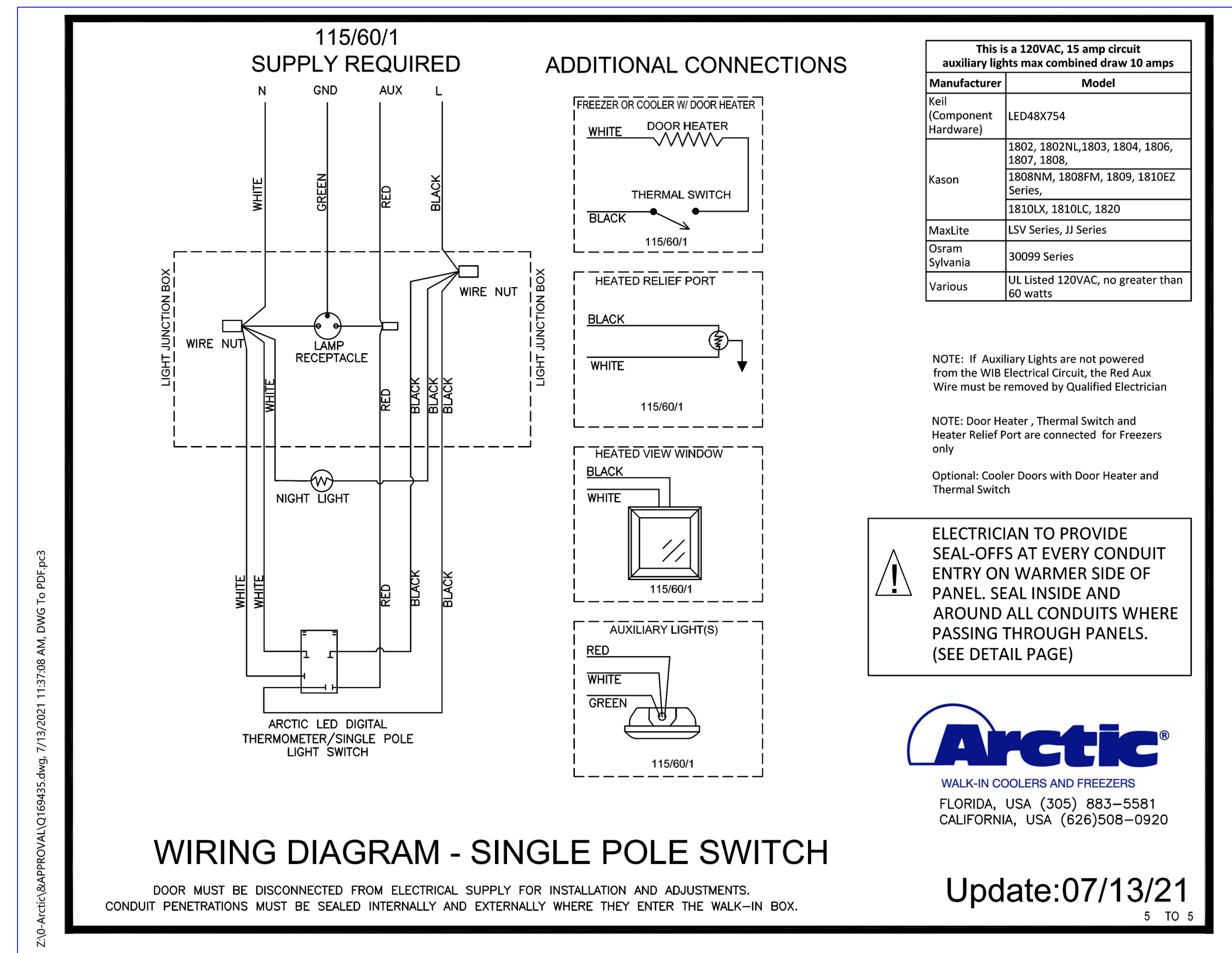
**100% CONSTRUCTION DOCUMENTS**

**SHEET TITLE**

**Walk-in Refrigeration**

**SHEET NO.**


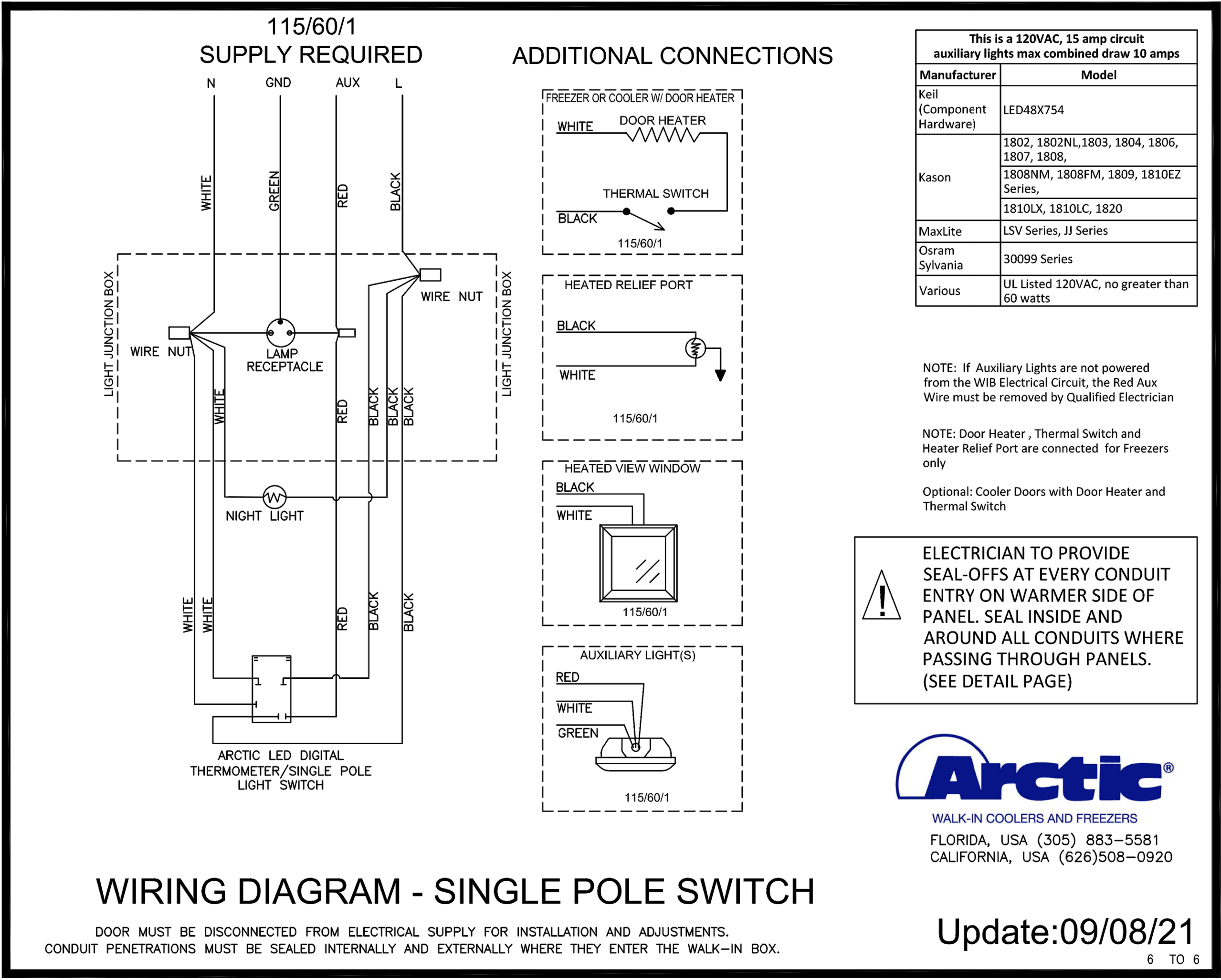
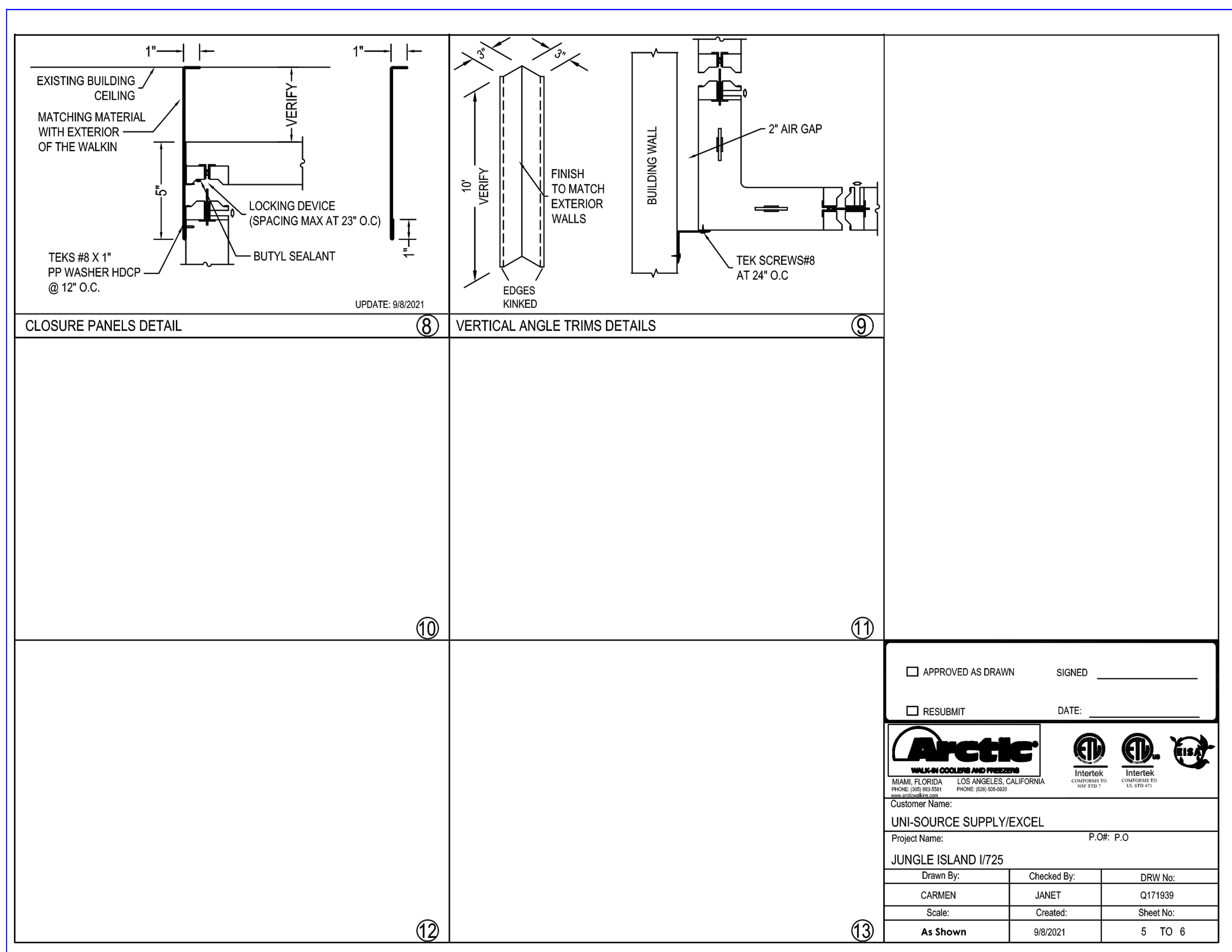
**28.K7.10**



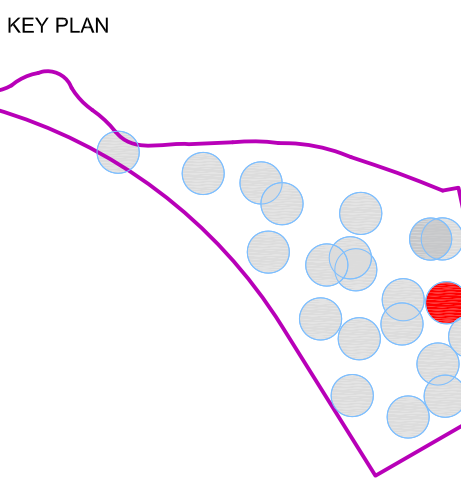
**28 Main Aviary (Airstream & Food Truck)**

**Not to Scale**





# JUNGLE ISLAND



REVISION NO.	DESCRIPTION	DATE

HKS PROJECT NUMBER  
**24391.000**  
DATE  
**11/19/2021**  
ISSUE  
**100% CONSTRUCTION DOCUMENTS**  
SHEET TITLE  
**Walk-in Refrigeration**

**1 ELEVATION**  
SCALE: 1/4"=1'-0"

APPROVED AS DRAWN  
RESUBMIT  
SIGNED: \_\_\_\_\_  
DATE: \_\_\_\_\_

**1 PLAN VIEW**  
SCALE: 1/4"=1'-0"

Customer Name: UNI-SOURCE SUPPLY/EXCEL  
Project Name: JUNGLE ISLAND I/7  
Drawn By: CARMEN  
Checked By: JANET  
Scale: As Shown

**1 ELECTRICAL CONDUIT PENETRATION**  
**2 REFRIGERATION OR SPRINKLER LINES PENETRATION**  
**3 PANEL TO CEILING CONNECTION**  
**4 WALL TO WALL CONNECTION**  
**5 NO FLOOR - 4" I.D PVC SCREED - NSF**  
**6 CLOSURE PANELS DETAIL**  
**7 DOOR DETAIL STUB UP CONDUIT**

APPROVED AS DRAWN  
RESUBMIT  
SIGNED: \_\_\_\_\_  
DATE: \_\_\_\_\_

CONSTRUCTION: 4" POLYURETHANE FOAM IN PLACE PANELS, R-VALUE R20 FOR COOLER AND R32 FOR FREEZER, ASTM E84 UL 723 INNER FOAM CORE; FLAME SPREAD 25, SMOKE DEVELOPED 2450

PANEL FINISHES	DOOR DESCRIPTION	ACCESSORIES:
WALL INTERIOR: ACRYLUME OR G90 GALVANIZED - 26 GA - STUCCO EMBOSSED WALL EXTERIOR: ACRYLUME OR G90 GALVANIZED - 26 GA - STUCCO EMBOSSED	COOLER DOOR: INTERIOR FINISH: ACRYLUME OR G90 GALVANIZED - 26 GA - STUCCO EMBOSSED EXTERIOR FINISH: ACRYLUME OR G90 GALVANIZED - 26 GA - STUCCO EMBOSSED	HINGE 1255 - CAN LIFT - BRUSHED CHROME DOOR CLOSER 1094 - WHOOK - BRUSHED CHROME HANDLE 1226C - KEY LOCK - BRUSHED CHROME DIAMOND TREAD ROCKPLATE - 36" HIGH - INTXFT LIGHT 1944L - VAPOR PROOF LIGHT/THERMOMETER - LED - SINGLE POLE (#1) CONDUIT THROUGH TOP OF DOOR (PER DOOR)

WALK-IN ACCESSORIES  
(1) 1/2" EA AIR CURTAIN PLASTIC STRIP (UP TO 41" X 89" DOOR)  
(2) 1/2" SQ FT TRIM STRIPS - MATCHING EXTERIOR FINISH  
(16) 1/2" SQ FT CLOSURE PANELS - MATCHING EXTERIOR FINISH  
(28) 1/2" FT 4" PANEL - 4" I.D PVC SCREED - NSF

GENERAL NOTES  
FLOOR MUST BE LEVEL WITHIN 3/16" PER 10', SMOOTH, AND CLEAR OF OBSTRUCTIONS PRIOR TO INSTALLING WALK-IN PANELS.  
A 2" MINIMUM GAP ALL AROUND WALK-IN IS REQUIRED FOR PROPER AIR CIRCULATION. HIGH HUMIDITY ENVIRONMENTS MAY REQUIRE FORCED VENTILATION IN GAP TO PREVENT CONDENSATION.  
FLOOR PANELS (WHEN PROVIDED) ARE DESIGNED TO WITHSTAND A 800 POUND PER SQUARE FOOT STATIONARY LOAD. DAMAGE DUE TO FORKLIFTS, PALLET JACKS, CARTS, OR ANY TYPE OF ROLLING TRAFFIC IS NOT COVERED BY WARRANTY.  
STANDARD PANELS HAVE A STUCCO-EMBOSSED FINISH (TEXTURE) THAT HELPS REDUCE IRREGULARITIES IN THE PANEL SURFACE. ON REQUEST WE WILL PROVIDE A NON-TEXTURED (SMOOTH FINISH), SMOOTH FINISH PANELS TYPICALLY EXPERIENCE WRINKLING AND OTHER FLATNESS IMPERFECTIONS SUCH AS OIL-CANNING WHICH IS NOT COVERED BY WARRANTY.  
WALK-IN ROOF IS NOT DESIGNED FOR FOOT TRAFFIC OR STORAGE. SNOW/ICE LOADS (OUTDOOR BOXES); TO AVOID CEILING FAILURE/COLLAPSE DUE TO SNOW OR ICE (NOT COVERED BY PANEL WARRANTY), SNOW OR ICE ACCUMULATION OF MORE THAN 3" MUST BE CAREFULLY REMOVED IN A MANNER WHICH DOES NOT CAUSE DAMAGE OR TEAR THE MEMBRANE ROOF COVER.  
FOR QUARRY TILE OR CONCRETE FLOORS, THE METAL FACINGS MAY BE SUSCEPTIBLE TO STAINING DUE TO MOISTURE CREATED BY HYDRATION OF CONCRETE-TYPE MATERIALS. EACH ROOM MUST BE PROPERLY VENTILATED AND SPECIAL PRECAUTIONS TAKEN WHEN USING MORGANTIC ACID DUE TO ITS EFFECTS ON ALUMINUM, GALVANIZED STEEL, AND STAINLESS STEEL.  
METAL SURFACES MUST BE PROTECTED FROM LINE AND CONCRETE RELATED COMPONENTS. PROTECTION OF ONE OF THE FOLLOWING TYPES MUST BE APPLIED BETWEEN THE CONCRETE AND METAL SURFACES: LIQUID TAR BRUSHED OR SPRAYED ABOVE THE CONCRETE LINE, HEAVY EPOXY GROUT, 6 MIL POLYETHYLENE, OR A DOUBLE LAYER OF 30 LB ASPHALT IMPREGNATED ROOFING PAPER.

REFRIGERATION SPECIFICATIONS												
ITEM	QTY	HP	MANUFACTURE	MODEL	REFRIG	VPH	MCA/FANS	CONNECTION	DIMENSIONS(IN)	WEIGHT	BTUH	
								INLET SUCTION	LENGTH	DEEP	HEIGHT	
SCROLL REFRIGERATION SYSTEM, ECONECT, AIR-COOLED, 3/1" OUTDOOR												
1	1	3/4	RUSSELL CU	RFC080M4SDA	R404	208230/180	15.0	3/8	5/8	26 1/4	28 1/4	19 3/4
2	1	1	RUSSELL COIL	RL6A073ADARE		1151/60 EC	15.0	2	3/8	5/8	43 5/8	12 1/2

ACCESSORIES  
(1) COMPRESSOR STAND U/L 38X72 LONG W/18 LEGS  
NOTE: A LICENSED REFRIGERATION INSTALLER MUST DECIDE PLACEMENT OF EVAPORATOR(S) BASE ON SITE CONDITIONS.  
EVAPORATOR PLACEMENT ON DRAWING SHOULD BE USED FOR REFERENCE ONLY.  
DETAILED REFRIGERATION SPECIFICATIONS ARE AVAILABLE UPON REQUEST

## 25 Animal Food Prep & Storage

Not to Scale

**ARCHITECT**

HKS ARCHITECTS, INC.  
#AA F000119  
2005 SALZEDO STREET, 4TH FLOOR  
CORAL GABLES, FLORIDA, 33134

**STRUCTURAL ENGINEER**

DESMONE CONSULTING ENGINEERS  
800 BRICKELL AVENUE, 6TH FLOOR  
MIAMI, FLORIDA, 33131

**MEP / LV / LIGHTING ENGINEER**

EXP  
241 NORTH BROADWAY SUITE 203  
MILWAUKEE, WISCONSIN 53202

**LANDSCAPE ARCHITECT**

EDSA  
1512 E. BROWARD BOULEVARD, SUITE 110  
FOR LAUDERDALE, FLORIDA 33301



**PROJECT LOCATION**

JUNGLE ISLAND  
1111 PARROT JUNGLE TRAIL  
MIAMI, FLORIDA 33132

**OWNER**

ESJ CAPITAL PARTNERS  
19950 W. COUNTRY CLUB DR #800  
AVENTURA, FLORIDA 33180

**OWNER CONSULTANTS:**

**OWNER REPRESENTATIVE**  
GARDINER & THEOBALD  
350 LINCOLN ROAD  
MIAMI BEACH, FLORIDA 33139

**CIVIL ENGINEER**

LANGAN  
PARKSIDE CORPORATE CENTER  
15150 NW 75 COURT, SUITE 200  
MIAMI LAKES, FLORIDA 33106

**AQUATIC ENGINEER**

MARTIN AQUATIC DESIGN & ENGINEERING  
189 SOUTH ORANGE AVENUE, SUITE 1220  
ORLANDO, FLORIDA 32801  
THE PLAZA SOUTH TOWER

**ANIMAL AQUATIC ENGINEER**

SATCHELL ENGINEERING & ASSOCIATES  
2890 S. SANTE FE AVE SUITE 108  
SAN MARCOS, CALIFORNIA 92069

**THEATRICAL ENGINEER**

ALL-PRO INTEGRATION SYSTEMS  
806 BEVELLY PARKWAY  
PENSACOLA, FLORIDA 32505

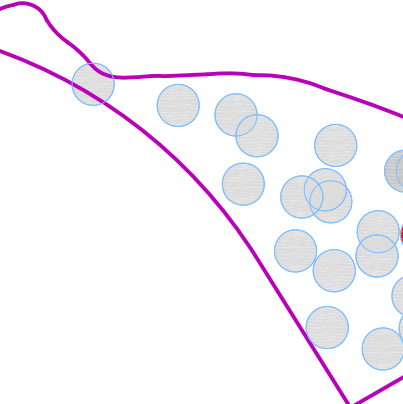
**KITCHEN CONSULTANT**

UNI-SOURCE SUPPLY INTERNATIONAL, INC.  
2055 W 73RD STREET  
MIAMI, FLORIDA 33316

**WATERPARK CONSULTANT**

WHITEWATER  
180-6651 FRASERWOOD PLACE  
RICHMOND, BC V6W1J3

**KEY PLAN**



**REVISION**

NO.	DESCRIPTION	DATE

**HKS PROJECT NUMBER**

24391.000

**DATE**

11/19/2021

**ISSUE**

100% CONSTRUCTION DOCUMENTS

**SHEET TITLE**

Walk-in Refrigeration

**SHEET NO.**

25.K7.14

**VERTICAL ANGLE TRIMS DETAILS**

⑧

⑨

⑩

⑪

⑫

⑬

APPROVED AS DRAWN    SIGNED \_\_\_\_\_

RESUBMIT    DATE \_\_\_\_\_

**Arctic**  
WALK-IN COOLERS AND FREEZERS  
1000 PIONEER, CALIFORNIA  
95008-1000  
PH: (916) 433-9100

**UNI-SOURCE SUPPLY/EXCEL**  
P.O. BOX P.O.

Project Name: JUNGLE ISLAND I/7

Drawn By:	Checked By:	DRW No:
CARMEN	JANET	Q173122
Scale:	Created:	Sheet No:
As Shown	9/20/2021	5 TO 5

**115/60/1**  
**SUPPLY REQUIRED**

**ADDITIONAL CONNECTIONS**

Manufacturer	Model
Kell (Component Hardware)	LED48X754
Kason	1802, 1802NL, 1803, 1804, 1806, 1807, 1808
	1808NM, 1808FM, 1809, 1810EZ Series, 1810XL, 1810LC, 1820
MaxLite	LSV Series, JJ Series
Ozram Sylvania	30099 Series
Various	UL Listed 120VAC, no greater than 60 watts

NOTE: If Auxiliary Lights are not powered from the WIB Electrical Circuit, the Red Aux Wire must be removed by Qualified Electrician

NOTE: Door Heater, Thermal Switch and Heater Relief Port are connected for Freezers only

Optional: Cooler Doors with Door Heater and Thermal Switch

**ELECTRICIAN TO PROVIDE SEAL-OFFS AT EVERY CONDUIT ENTRY ON WARMER SIDE OF PANEL. SEAL INSIDE AND AROUND ALL CONDUITS WHERE PASSING THROUGH PANELS. (SEE DETAIL PAGE)**

**Arctic**  
WALK-IN COOLERS AND FREEZERS  
FLORIDA, USA (305) 883-5581  
CALIFORNIA, USA (626)508-0920

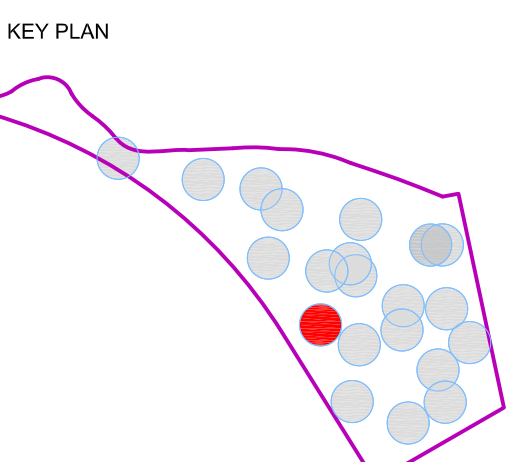
Update:09/20/21  
6 TO 5

**WIRING DIAGRAM - SINGLE POLE SWITCH**

DOOR MUST BE DISCONNECTED FROM ELECTRICAL SUPPLY FOR INSTALLATION AND ADJUSTMENTS. CONDUIT PENETRATIONS MUST BE SEALED INTERNALLY AND EXTERNALLY WHERE THEY ENTER THE WALK-IN BOX.

**25 Animal Food Prep & Storage**

**Not to Scale**



REVISION NO.	DESCRIPTION	DATE

HKS PROJECT NUMBER  
**24391.000**  
DATE  
**11/19/2021**  
ISSUE  
**100% CONSTRUCTION DOCUMENTS**  
SHEET TITLE  
**Custom Load Center**

SHEET NO.  
**58.K8.1**



This drawing represents our understanding of the specifications, please review it carefully for accuracy. Clearly and in detail note all changes required.

Approved for fabrication no changes  
 Approved for fabrication with changes noted.  
 Revised and re-submit drawing.

JUNGLE ISLAND  
UNISOURCE INTERNATIONAL

ITEM #: 227

CHEFS COUNTER

DATE: 09/11/21

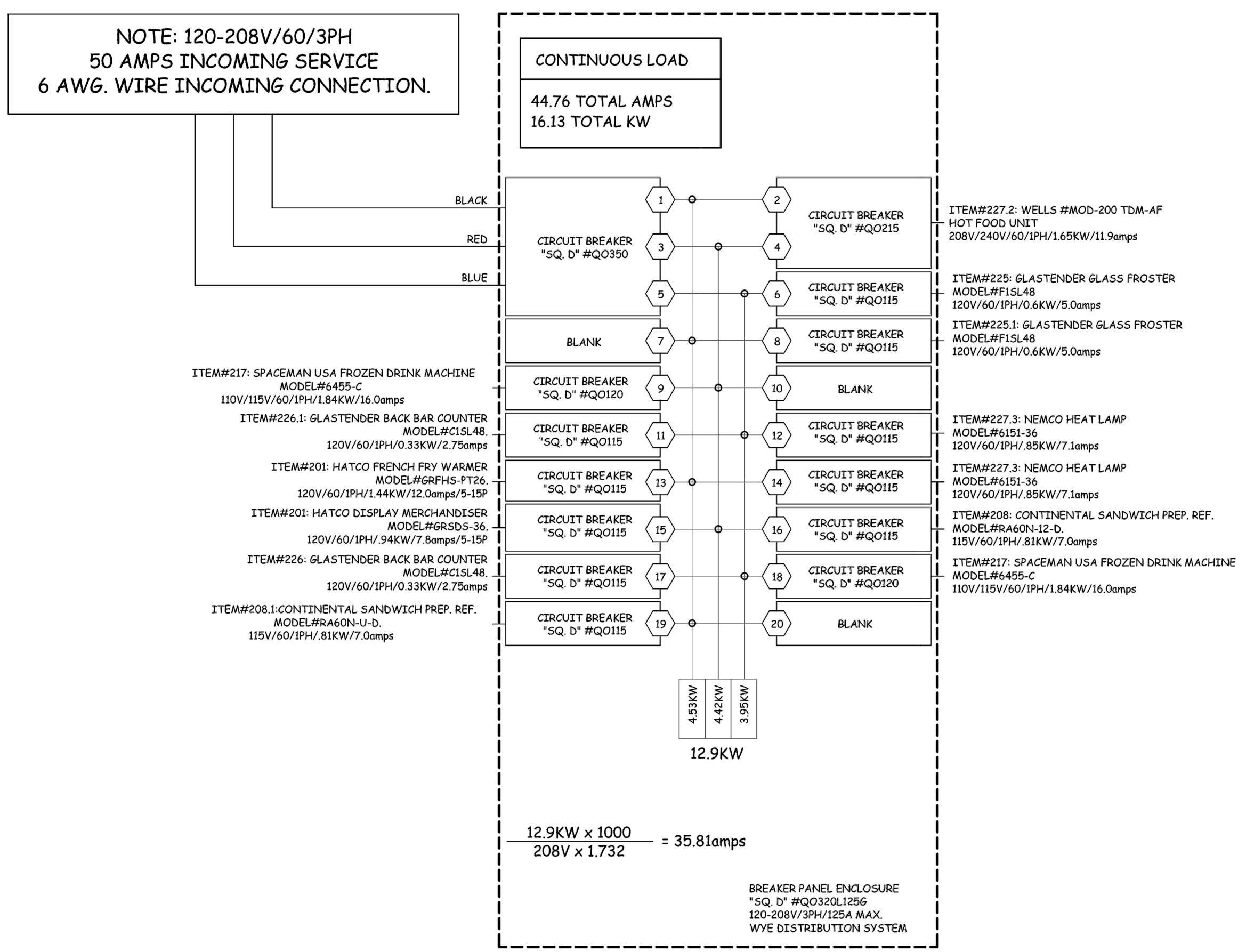
No.	Revisions date:

JOB NUMBER:

SCALE: NTS

SHEET No.: 1

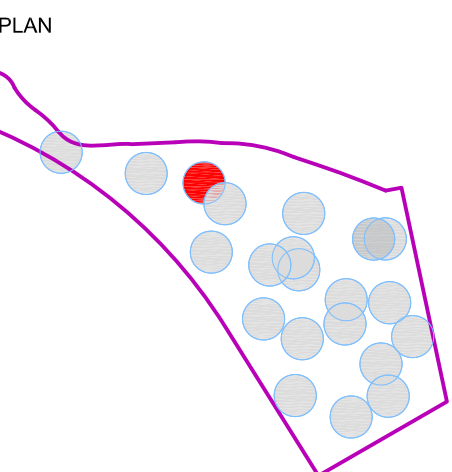
TOTAL: 3



**Not to Scale**

**58 F&B Kitchen**





REVISION NO.	DESCRIPTION	DATE

HKS PROJECT NUMBER  
**24391.000**  
DATE  
**11/19/2021**  
ISSUE  
**100% CONSTRUCTION DOCUMENTS**  
SHEET TITLE  
**Custom Load Center**

SHEET NO.  
**56.K8.2**

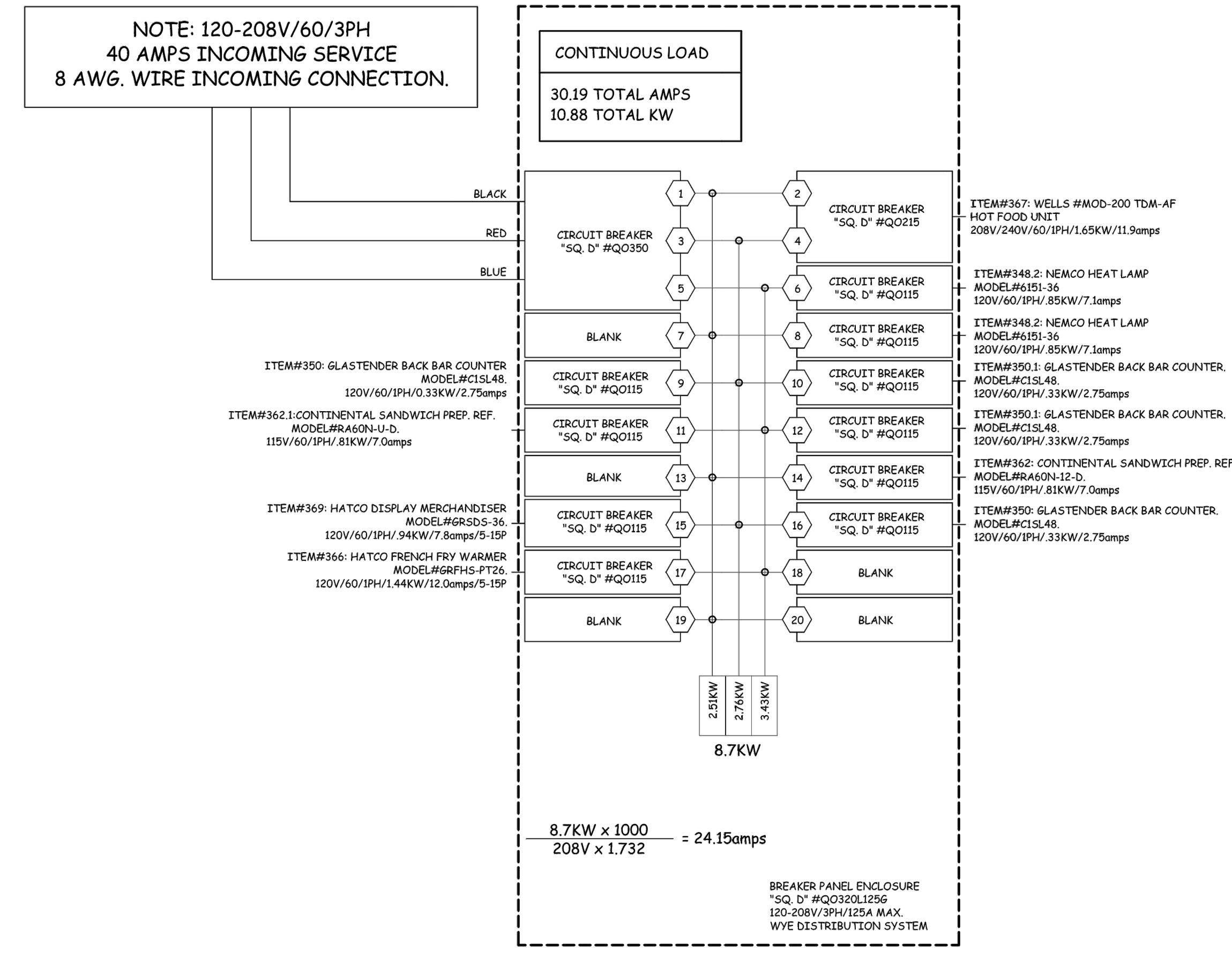


This drawing represents our understanding of the specifications, please review it carefully for accuracy. Clearly and in detail note all changes required.

Approved for fabrication no changes  
 Approved for fabrication with changes noted.  
 Revised and re-submit drawing.

JUNGLE ISLAND  
UNISOURCE INTERNATIONAL

ITEM #: 348  
CHEP'S COUNTER  
DATE: 09/11/21  
No. Revisions date:  
  
JOB NUMBER:  
SCALE: NTS  
SHEET No.: 2  
TOTAL: 3



Panel "A" Schedule  
Scale: None

Breaker Panel-Bill of Materials

All Listed are "SQUARE D" (SQ. D)

Qty	Description	SQ. D #
1	LOAD CENTER	QO20L125G
1	COVER with DOOR (Surface mounted) to be cut to fit	QO2415
1	BREAKER	QO150
10	BREAKER 120V/15A	QO15
1	BREAKER 208V/15A	QO25

Factory Included Ground Kit

Not to Scale

56 The Island Kitchen



This drawing represent our understanding of the specifications, please review it carefully for accuracy. Clearly and in detail note all changes required.

- Approved for fabrication no changes
- Approved for fabrication with changes noted.
- Revised and re-submit drawing.

JUNGLE ISLAND  
UNISOURCE INTERNATIONAL

ITEM #: 425

CHEF'S COUNTER

DATE: 09/11/21

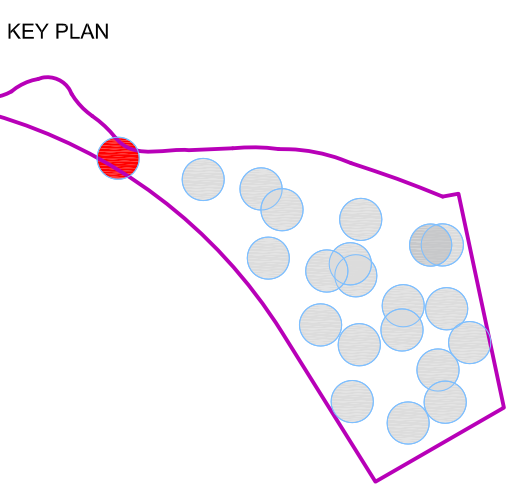
No.	Revisions date:

JOB NUMBER:

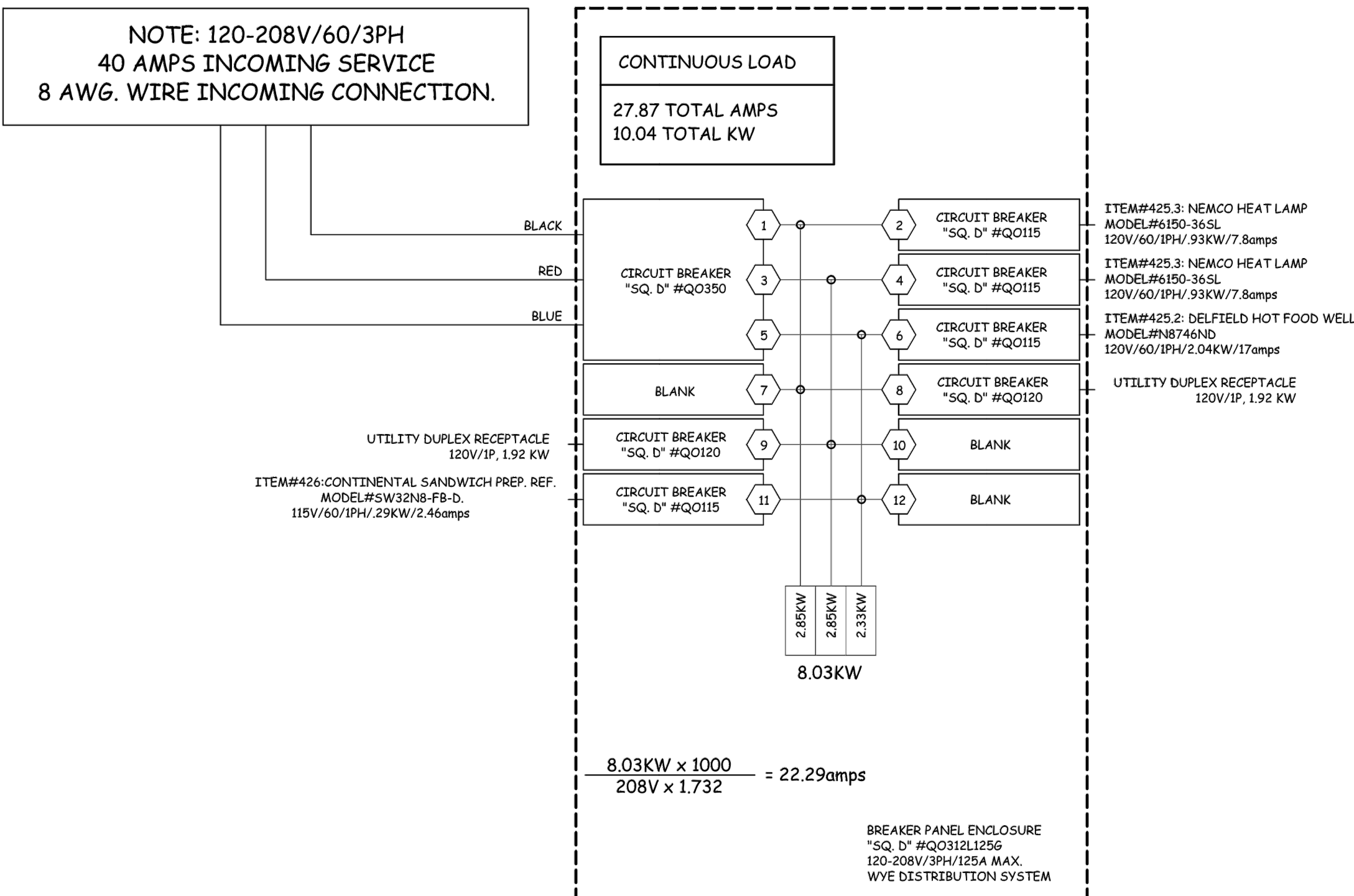
SCALE: NTS

SHEET No.: 3

TOTAL: 3



REVISION NO.	DESCRIPTION	DATE



Breaker Panel-Bill of Materials

All Listed are "SQUARE D" (SQ. D)

Qty	Description	SQ. D #
1	LOAD CENTER	QO312L125G
1	COVER with DOOR (Surface mounted) to be cut to fit	QO312L15
1	BREAKER	QO140
4	BREAKER 120V/15A	QO115
2	BREAKER 120V/20A	QO120

Factory Included Ground Kit

**Not to Scale**

**63 Joia Event Kitchen**