JOB #	JOB NAME	DATE	INSTALL	DESCRIPTION OF OPERATION
6328705	DCV-1111 Windward ARC Kitchen - Bahan...	3/11/2024	ECP #1-9	Manual Control Ventilation, w/ control for 1 Exhaust Fan, 1 Supply Fan, Exhaust on in Fire, Lights out in Fire, Fans modulate based on Ave's temperature, ENERGER SUPT 3 PHASE MOTOR REQUIRES FSR CUE VFD VFD, Main temperature sensor mounted in Hood Exhaust Plenum, Field Installation/Verify distance between VFD and Motor; additional cost could apply if distance exceeds 30 feet.

PCU CORE FIRE PROTECTION SPRINKLER DETAIL

10/01/2023 Rev. 16

PCU-1 FS: SLAVE

BUILDING SPRINKLER CONTRACTOR:
1) CONNECT CORE WATER LINE TO BUILDING WET SPRINKLER SYSTEM. STAINLESS STEEL, COPPER, STEEL PIPE ONLY
2) CONNECT PCU CORE PANEL TO PCU SPRAY BARS. STAINLESS STEEL, COPPER, STEEL PIPE ONLY

SPRINKLER CONTRACTOR REQUIREMENT

ITEM	CONNECTION	OPERATING PRESSURE	K-FACTOR	FLOW RATE BASED OFF MINIMUM PSI ALLOWED	COMMENTS
PCU CORE PANEL WATER SUPPLY LINE	1 1/2" NPT	30 PSI	116	43 GPM	WATER LINE MUST BE SUPERVISED AND HAVE NO MANUAL UNSUPERVISED SHUT-OFF VALVES. STRAINER REQUIRED UPSTREAM OF PANEL
CORE WATER SUPPLY LINE TO PCU	1 1/2" NPT	20 PSI MINIMUM AT PCU INLET	116	43 GPM	WATER LINE MUST BE SLOPED BACK 1/4" PER FOOT TO PCU CORE PANEL TO PREVENT STANDING WATER FROM FREEZING. LINE MUST BE ADAPTED TO 3/8" AT INLET OF EACH MODULE.

FIRE SYSTEM DISCHARGE COEFFICIENT (K-FACTOR)

PCU SIZE	# OF MODULES 1	2	3	4	5
PCU	1	2.2	3.6	5.1	6.5	8.0
PCU	2	2.9	4.4	5.8	7.3	8.7
PCU	3	3.3	5.1	6.9	8.7	10.5
PCU	4	3.6	5.8	8.0	10.2	12.3
PCU	5	4.0	6.5	9.1	11.6	14.2
PCU	6	4.7	7.3	9.8	12.3	14.9
PCU	7	6.2	10.2	14.2	18.2	22.1

FIRE SYSTEM WATER CONSUMPTION BASED ON PCU SIZE IN GPM (F)

PCU SIZE	# OF MODULES 1	2	3	4	5
PCU	1	8.1	14	19	24	30
PCU	2	11	16	22	27	33
PCU	3	12	19	26	33	39
PCU	4	14	22	30	38	46
PCU	5	15	24	34	43	53
PCU	6	18	27	37	46	56
PCU	7	23	38	53	68	83

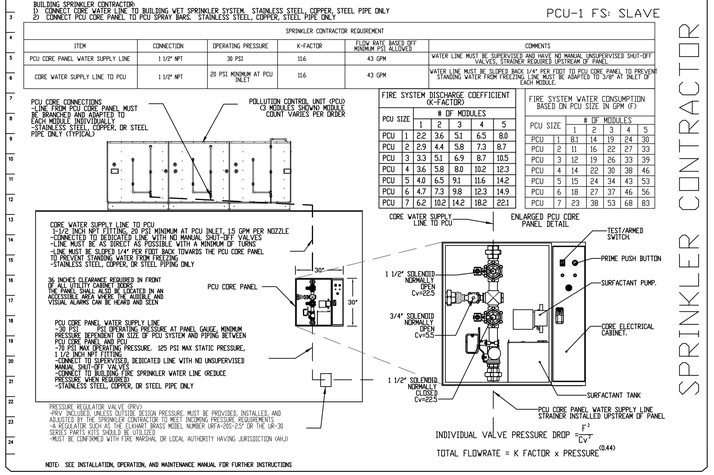

NOTE: SEE INSTALLATION, OPERATION, AND MAINTENANCE MANUAL FOR FURTHER INSTRUCTIONS

SPRINKLER CONTRACTOR

JOB #	JOB NAME	DATE	INSTALL	DESCRIPTION OF OPERATION
6328705	DCV-1111 Windward ARC Kitchen - Bahan...	3/11/2024	ECP #1-10	Manual Control Ventilation, w/ control for 1 Exhaust Fan, 1 Supply Fan, Exhaust on in Fire, Lights out in Fire, Fans modulate based on Ave's temperature, ENERGER SUPT 3 PHASE MOTOR REQUIRES FSR CUE VFD VFD, Main temperature sensor mounted in Hood Exhaust Plenum, Field Installation/Verify distance between VFD and Motor; additional cost could apply if distance exceeds 30 feet.

PCU CORE FIRE PROTECTION LOW-VOLTAGE FIGURES

10/01/2023 Rev. 17

PCU-1 FS: SLAVE

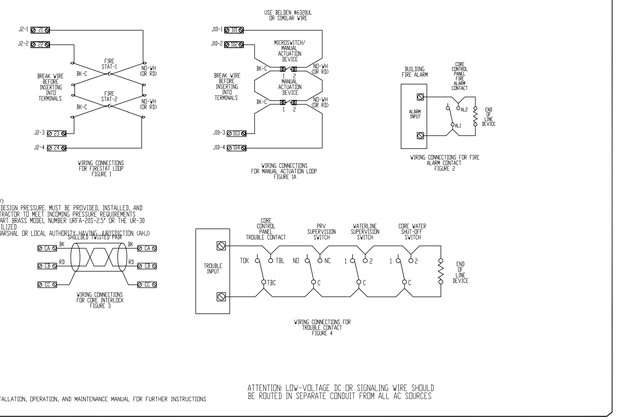

ATTENTION: LOW-VOLTAGE DC OR SIGNALING WIRE SHOULD BE ROUTED IN SEPARATE CONDUIT FROM ALL AC SOURCES.

NOTE: SEE INSTALLATION, OPERATION, AND MAINTENANCE MANUAL FOR FURTHER INSTRUCTIONS

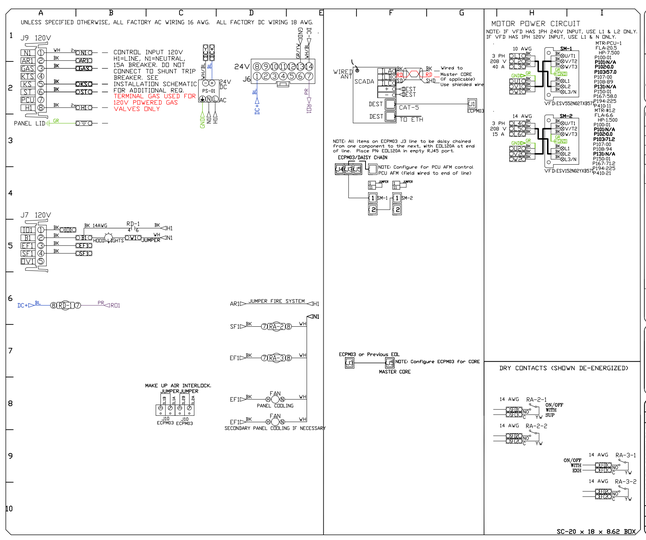

FACTORY WIRING SCHEMATIC CIRCUIT BOARDS ECPM03

RELAY	DESCRIPTION	RELAY	DESCRIPTION
DEN 120 VAC RELAY		DEN 24 VDC RELAY	
NO	1	NO	1
NC	2	NC	2
COM	3	COM	3
COIL	4	COIL	4
COM	5	COM	5

COMPONENT LIST

SYMBOL	DESCRIPTION
CR-1	Control Relay varies
C-X	Contactor varies
PS-1	Pressure Switch 5VDC
Rx	10V Relay P/N: 34.1588.0
R3-	24VDC Light Relay 34.1588.0

LEGEND

FIELD WIRING	FACTORY WIRING
BK- BLACK	OR- ORANGE
BL- BLUE	GY- GREY
BR- BROWN	PR- PURPLE
GR- GREEN	RD- RED
WH- WHITE	YE- YELLOW
BK/BL- BK/BL STRIPE	
BL/BR- BL/BR STRIPE	
BR/GR- BR/GR STRIPE	
WH/BL- WH/BL STRIPE	

Windward ARC Ku...
DCV-1111
General Control Ventilation, w/ control for 1 Exhaust Fan, 1 Supply Fan, Exhaust on in Fire, Lights out in Fire, Fans modulate based on Ave's temperature, ENERGER SUPT 3 PHASE MOTOR REQUIRED FOR USE WITH VFD, Main temperature sensor mounted in Hood Exhaust Plenum, Field Installation/Verify distance between VFD and Motor; additional cost could apply if distance exceeds 30 feet.
6328705
FACTORY 3/11/2024
ECP #1-11

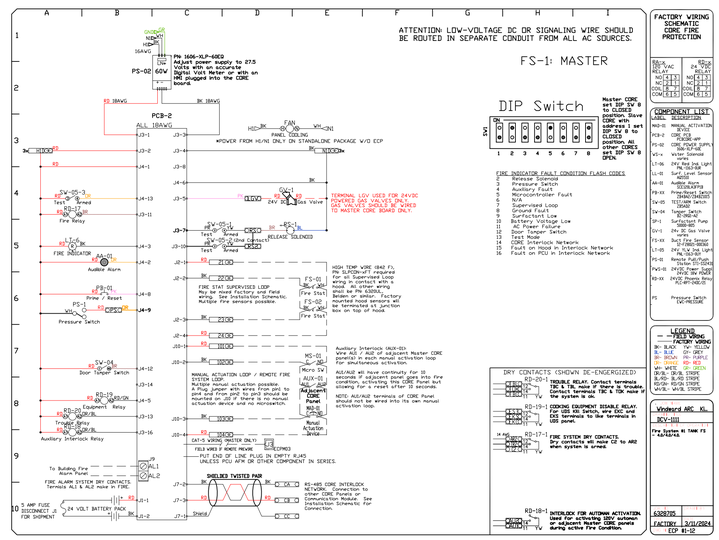

FACTORY WIRING SCHEMATIC CORE FIRE PROTECTION

RELAY	DESCRIPTION	RELAY	DESCRIPTION
DEN 120 VAC RELAY		DEN 24 VDC RELAY	
NO	1	NO	1
NC	2	NC	2
COM	3	COM	3
COIL	4	COIL	4
COM	5	COM	5

COMPONENT LIST

SYMBOL	DESCRIPTION
MAD-01	MANUAL ACTIVATION DEVICE
PCB-2	CORE PCB
PS-02	CORE POWER SUPPLY 60V-5V-PWR
VT-x	Voltage transducer varies
LT-06	24V Red Ind Light 5V-PWR-RED
LL-01	Surf Level Sensor 5V-PWR
AA-01	Audible Alarm SIGNALING
PR-XX	Pressure Switch 5V-PWR-SIGNAL
SW-01	TEST/ARM Switch 5V-PWR
SW-04	Tamper Switch 5V-PWR
SP-1	Surfactant Pump 5V-PWR
SV-1	24V DC Gas Valve varies
TS-04	Duct/Fire Sensor 5V-PWR-SIGNAL
LT-05	24V Red Ind Light PW-5V-PWR
PS-01	Remote Pull/Push 5V-PWR-SIGNAL
PxD-01	24VDC Power Supply 24VAC 5V PWRS
RS-XX	24VDC Relays Drive PCU AFM-ONLY
PS	Pressure Switch CVC-PRESSURE

LEGEND

FIELD WIRING	FACTORY WIRING
BK- BLACK	OR- ORANGE
BL- BLUE	GY- GREY
BR- BROWN	PR- PURPLE
GR- GREEN	RD- RED
WH- WHITE	YE- YELLOW
BK/BL- BK/BL STRIPE	
BL/BR- BL/BR STRIPE	
BR/GR- BR/GR STRIPE	
WH/BL- WH/BL STRIPE	

Windward ARC Ku...
DCV-1111
Fire System #1 TANK FS - 6/8/2016
6328705
FACTORY 3/11/2024
ECP #1-12

REVISIONS	
DESCRIPTION	DATE

ADVANCED HOOD SYSTEMS
Advanced Hoods Systems, LLC
, FL PHONE/ FAX: 9175277074 EMAIL: jsaxon@advancedhoodsystems.com

Windward ARC Kitchen - Bahamas Hialeah, FL,

DATE: 3/11/2024
DWG.#: 6328705
DRAWN BY: Jseward
SCALE: 3/4" = 1'-0"
MASTER DRAWING
SHEET NO. 10

Windward ARC Kitchen & Bar Nassau, Bahamas

uni-source SUPPLY
INTERNATIONAL INC.
2055 W 73rd Street, Miami, FL 33016
Ph:(305)826-8696 Fax:(305)826-9131

No.	Revision/Issue	Date
5	Added MEP & Hood Shops	3-12-24
6	Moved Bev Table, adjusted hot line. Added Chef Desk.	4-4-25
7	Changed #9 Refrigerators, moved sink #117	4-20-25
8	Added modifications to #61-#21-#31	01-14-26

Date
Jan 14, 2026
Drawn By
Dayne Gauntlett
Scale
NTS

Sheet
FS-6.10