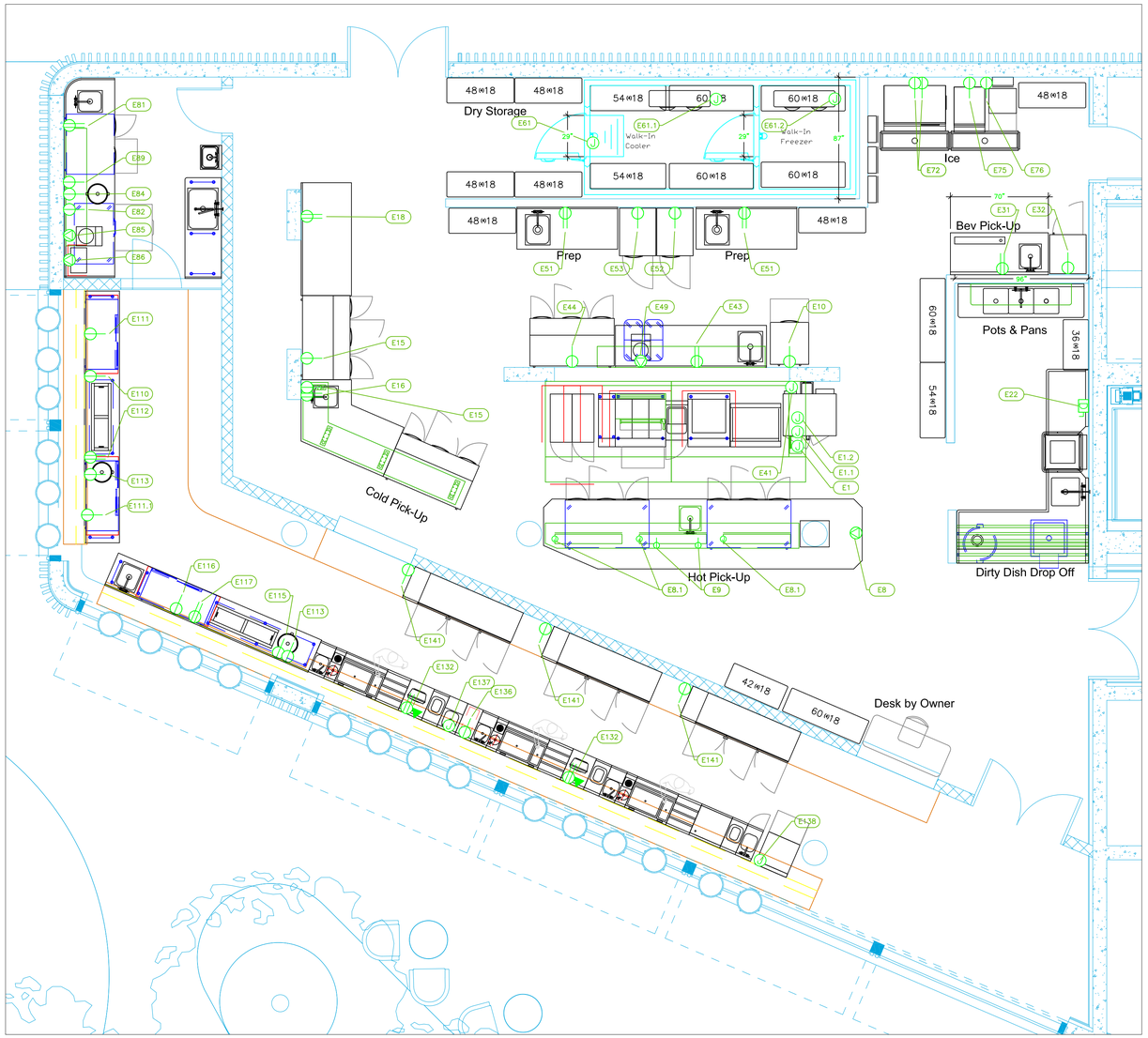

ELECTRICAL SCHEDULE											
ItemNo	Category	Voltage	Cycle	Phase	Amps	Hp	NEMA	ConnectionType	Rough-In AFF	Quantity	Electrical Remarks
1	Main Hood	115	60	1	15			J-Box	108"	1	Elec for Lights in Hood
1,1	Exhaust Fan - PCU	208	60	3	20,5	7,5		J-Box	108"	1	Elec at Hood Control Box
1,2	Supply Fan	208	60	3	6,6	1,5		J-Box	108"	1	Elec at Hood Control Box
8	Chef's Table	208	60	1	TBD			Special	Floor	1	Main Incoming to Load Center in Table
8,1	Heat Lamp	120	60	1	9,2			J-Box	n/a	3	Elec supply from Load Center
9	Undercounter Refrigerator	115	60	1	4,8	1/4	5-15P	Simplex	n/a	2	Elec supply from Load Center
10	WorkTop Freezer	115	60	1	4,8	1/4	5-15P	Simplex	18"	1	
15	Sandwich / Salad Preparation Refrigerator	115	60	1	7	1/3	5-15P	Simplex	18"	2	
16	Garde Mange Table	115	60	1	15			Duplex	48"	1	Convenience Outlet, See Note E1
18	Garde Mange Table Small	115	60	1	15			Duplex	48"	1	Convenience Outlet, See Note E1
22	Dishwasher, Door Type, Ventless	208	60	3	45,6			Disconnect	18"	1	Disconnect for Wet Location
31	Beverage Counter	115	60	1	15			Duplex	48"	1	
32	Reach-In Refrigerator	115	60	1	6	1/4	5-15P	Cord & Plug	18"	1	
41	Convection Oven, Electric	208	60	3	34,0	1/2		J-Box	48"	1	
43	Work Table	115	60	1	15			Duplex	48"	1	Convenience Outlet, See Note E1
44	Sandwich / Salad Preparation Refrigerator	115	60	1	7	1/3	5-15P	Simplex	18"	1	
49	Induction Range, Floor Model	240	60	1			5-15P	Special	48"	1	
51	Work Table, with Prep Sink(s)	115	60	1	15			Duplex	48"	2	Convenience Outlet, See Note E1
52	Reach-In Refrigerator	115	60	1	5,2	1/4	5-15P	Simplex	18"	1	
53	Reach-In Freezer	115	60	1	7,6	1/2	5-15P	Simplex	18"	1	
61	Walk-in Combo	115	60	1	15			J-box	ceiling	1	Elec. for lights in walk-in
61,1	Evaporator for Cooler	115	60	1	1,8			J-box	ceiling	1	interconnect with Condenser
61,2	Evaporator for Freezer	230	60	1	4,85			J-box	ceiling	1	interconnect with Condenser
61,3	Remote Condenser Unit for Cooler	208	60	1	15	3/4		J-box	18"	1	Location by Architect
61,4	Remote Condenser Unit for Freezer	208	60	1	19,7	1-1/2		J-box	18"	1	Location by Architect
72	Ice Maker, Cube-Style	115	60	1	11,5			Simplex	48"	2	Cord & Plug by Electrician
75	Ice Flaker	115	60	1	11,8			Simplex	48"	1	Cord & Plug by Electrician
76	Ice Maker with Bin, Cube-Style	115	60	1	5,0		5-15P	Simplex	48"	1	Cord & Plug by Electrician
81	Table with Sink - Sushi	115	60	1	15			Duplex	48"	1	Convenience Outlet, See Note E1
82	Refrigerator/Freezer Prep Work System	115	60	1	3,4	(2) 1/4	5-15P	Simplex	18"	1	
84	Rice / Grain Cooker	120	60	1	13		5-15P	Simplex	48"	1	
85	Induction Range, Floor Model	240	60	1	15		5-15P	Special	48"		
86	Toaster Oven Broiler, Countertop	208/240	60	1	7,0/9,0		6-15P	Special	48"	1	
89	Undercounter Refrigerator	115	60	1	4,5	1/4	5-15P	Simplex	18"	1	
110	Sushi Case	115	60	1	15			Simplex	18"	1	
111	Backbar Cooler, front breathing	115	60	1	3,7	1/4	5-15P	Simplex	18"	1	
111,1	Backbar Cooler, front breathing	115	60	1	3,7	1/4	5-15P	Simplex	18"	1	
112	Work Table, Stainless Steel Top	115	60	1	15			Duplex	18"	1	
113	Rice / Grain Cooker	120	60	1	13		5-15P	Simplex	18"	2	
115	Sushi Case	115	60	1	15			Simplex	18"	1	
116	Backbar Cooler, front breathing	115	60	1	3,7	1/4	5-15P	Simplex	18"	1	
117	Work Table, Stainless Steel Top	115	60	1	15			Duplex	18"	1	
132	Work Center	115	60	1	15			Duplex	18"	2	
								DATA	18"	2	
136	Chest Freezer	115	60	1		1/5	5-15P	Simplex	18"	1	
137	Blender Station	115	60	1	15			J-Box	14"	1	Electrician to connect to Outlet on Equipment
138	Dishwasher, Undercounter	208	60	1	24,7	1		J-Box	18"	1	
141	Back Bar Cabinet, Refrigerated	115	60	1	5,8	1/3	5-15P	Simplex	18"	3	

LEGEND – ELECTRICAL CONNECTIONS

- DUPLEX RECEPT., 15-AMP, 120-VOLT, GROUND TYPE, HORIZONTAL MOUNT
- SIMPLEX RECEPT., 120-VOLT, GROUND TYPE, HORIZONTAL MOUNT
- SPECIAL PURPOSE OUTLET, GROUND TYPE, HORIZONTAL MOUNT
- JUNCTION BOX, DIRECT CONNECTION
- DISCONNECT SWITCH, DIRECT CONNECTION
- FLOOR/CEILING RECEPTACLE AS INDICATED
- (2) Telephone + (2) Data
- FIELD CONNECTIONS
- HARD WIRE CONNECTION POINT AT MACHINE

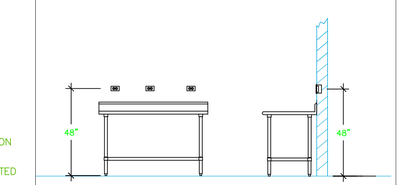

NOTE # E1
TYPICAL OUTLETS IN WALL
ABOVE TABLE, BY ELECTRICIAN
NOT TO SCALE

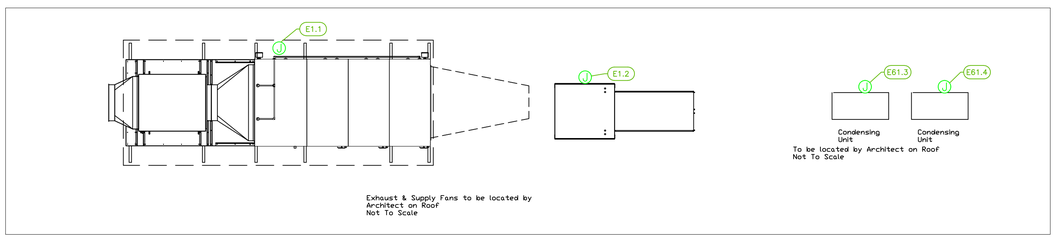

NOTE # E2
ALL NATIONAL, STATE, AND LOCAL CODES SHALL APPLY

NOTE # E3
ALL ELECTRICAL CONNECTIONS AND HARDWARE REQUIRED TO BE PROVIDED BY ELECTRICAL CONTRACTOR

NOTE # E4
ALL JUNCTION BOXES, OUTLETS, ETC. TO BE LOCATED SO AS TO NOT INTERFERE WITH EQUIPMENT

NOTE # E5
ALL RELAYS, CONTRACTORS, STARTERS, AND SWITCHES REQUIRED FOR EXHAUST & SUPPLY FANS TO BE PROVIDED BY ELECTRICAL CONTRACTOR UNLESS SPECIFIED

NOTE # E6
ELECTRICAL CONTRACTOR TO INTERCONNECT DISHMACHINE TO EXHAUST FAN FOR DISHMACHINE SO THAT THE FAN RUNS WHEN THE DISHMACHINE IS IN OPERATION.

NOTE # E7
ELECTRICAL CONTRACTOR TO INSTALL TABLE LIMIT SWITCH TO END OF CLEAN DISHTABLE TO THAT MACHINE STOPS WHEN SWITCH IS DEPRESSED.

NOTE # E8
ELECTRICAL CONTRACTOR TO CONNECT DRAIN LINE HEATER, PAN HEATER AND DOOR HEATER FOR WALK-IN FREEZER.

Equipment ELECTRICAL Service Requirements

All Dimensions to be verified on the job site.
Actual locations for floor drains, and any ventilating equipment to be determined by Engineer.
Mechanical, Plumbing & Electrical to be checked and verified by Customers MEP Engineer.
Remote Condensing Units to be located by Architect.
Exhaust & Supply fans to be located by Architect.

Windward ARC Kitchen & Bar Nassau, Bahamas

uni-source SUPPLY
INTERNATIONAL INC.
2055 W 73rd Street, Miami, FL 33016
Ph:(305)826-8696 Fax:(305)826-9131

No.	Revision/Issue	Date
5	Added MEP & Hood Shops	3-12-24
6	Moved Bev Table, adjusted hot line. Added Chef Desk.	4-4-25
7	Changed #9 Refrigerators, moved sink #117	4-20-25
8	Added modifications to #61-#21-#31	01-14-26

Date
Jan 14, 2026
Drawn By
Dayne Gauntlett
Scale
1/4" = 1'0"

Sheet
FS-3.1